



US00D514049S

(12) **United States Design Patent**  
**Looho**

(10) **Patent No.:** **US D514,049 S**  
(45) **Date of Patent:** **\*\* Jan. 31, 2006**

- (54) **VEHICLE WHEEL**
- (75) **Inventor:** **Justinus Looho**, Surabaya (ID)
- (73) **Assignee:** **PT Prima Alloy Steel Universal**,  
Sidoarjo (ID)
- (\*\*) **Term:** **14 Years**
- (21) **Appl. No.:** **29/227,590**
- (22) **Filed:** **Apr. 13, 2005**
- (51) **LOC (8) Cl.** ..... **12-16**
- (52) **U.S. Cl.** ..... **D12/209**
- (58) **Field of Classification Search** ..... D12/204-213;  
301/37.101, 64.101, 65  
See application file for complete search history.

- D496,621 S \* 9/2004 McMath ..... D12/209
- D496,622 S \* 9/2004 Cheng ..... D12/209
- D497,867 S \* 11/2004 Walbey, Jr. .... D12/209
- D500,723 S \* 1/2005 Alimchandani ..... D12/209
- D501,173 S \* 1/2005 Walbey, Jr. .... D12/209

\* cited by examiner

*Primary Examiner*—Stacia Cadmus

(74) *Attorney, Agent, or Firm*—Fulwider Patton Lee & Utecht, LLP

(57) **CLAIM**

The ornamental design for the “vehicle wheel,” as shown and described.

**DESCRIPTION**

FIG. 1 is a perspective view of the vehicle wheel showing my new design;

FIG. 2 is a front elevational view thereof; and,

FIG. 3 is a cross-sectional view taken along the lines of 3—3 of FIG. 2.

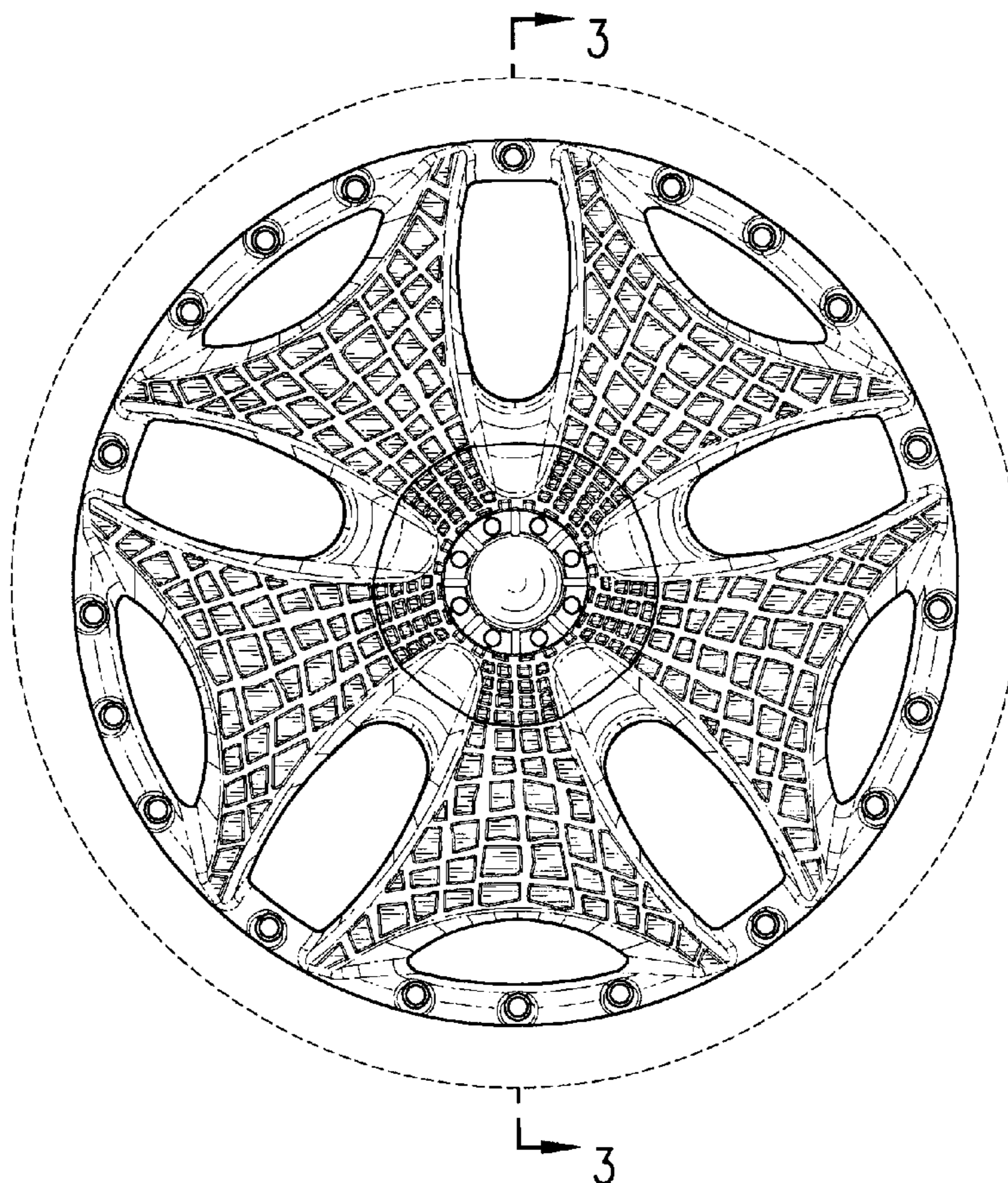
The broken line showing of environment is for illustrative purposes only and forms no part of the claimed design.

**1 Claim, 3 Drawing Sheets**

(56) **References Cited**

**U.S. PATENT DOCUMENTS**

- D410,617 S \* 6/1999 Hussaini et al. .... D12/209
- D474,439 S \* 5/2003 McMath ..... D12/209
- D479,174 S \* 9/2003 McMath ..... D12/209
- D493,403 S \* 7/2004 Kataoka ..... D12/209
- D494,119 S \* 8/2004 Sands ..... D12/209
- D496,318 S \* 9/2004 Cheng ..... D12/209



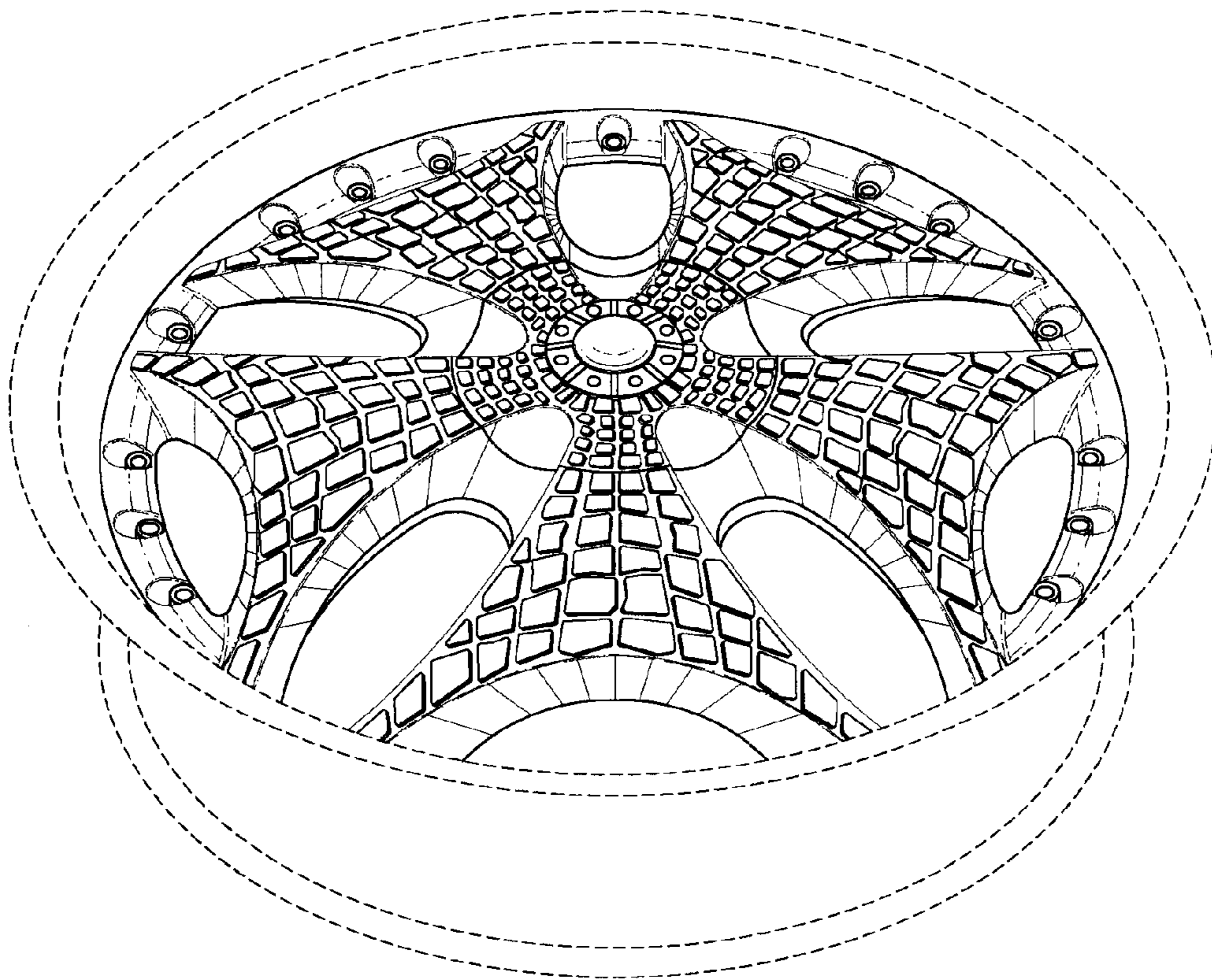


FIG. 1




FIG. 2

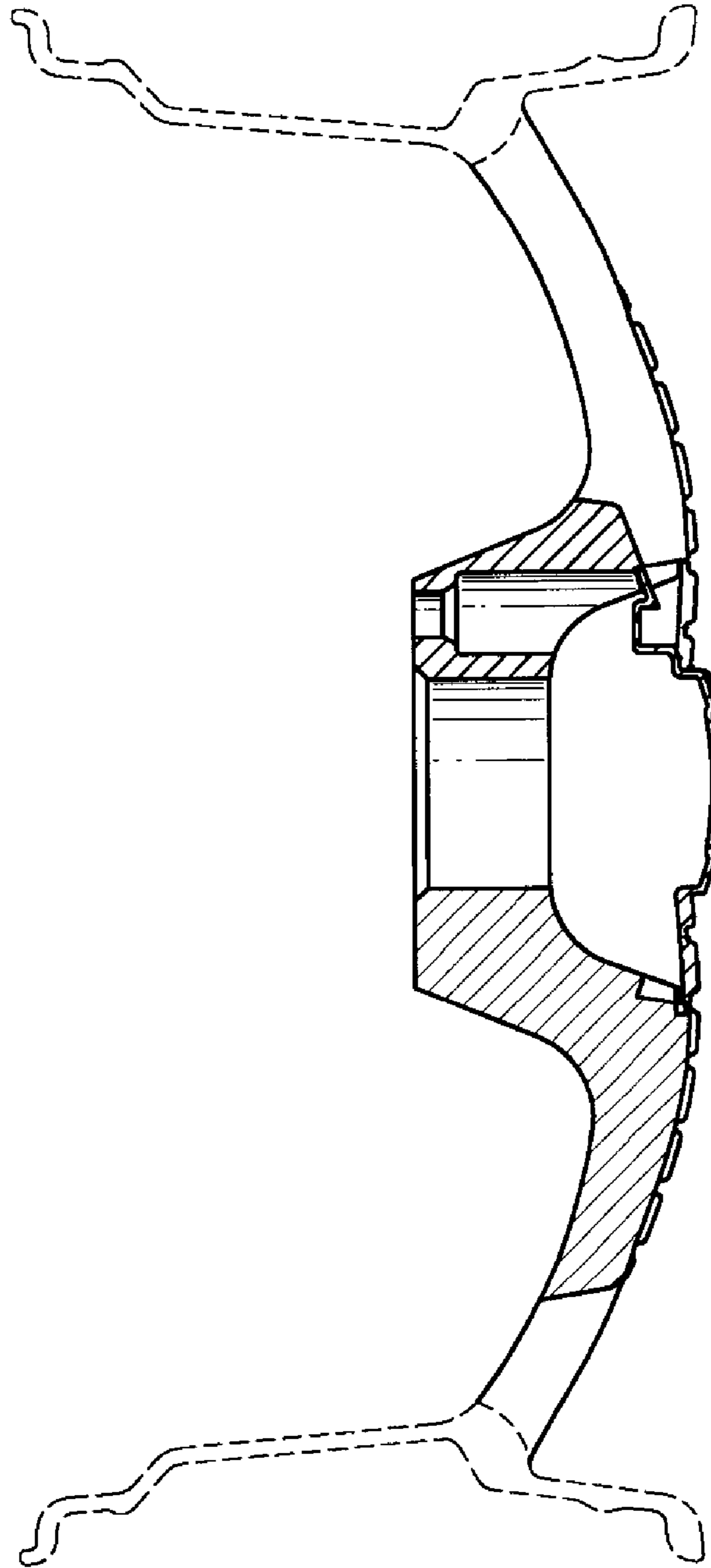


FIG. 3