

US00D514047S

(12) **United States Design Patent** (10) Patent No.: **US D514,047 S**
Sands (45) Date of Patent: **** Jan. 31, 2006**

(54) **VEHICLE WHEEL WITH NINE CURVED SPOKES**

(75) Inventor: **Perry W. Sands**, La Palma, CA (US)

(73) Assignee: **Performance Machine, Inc.**, La Palma, CA (US)

(**) Term: **14 Years**

(21) Appl. No.: **29/225,676**

(22) Filed: **Mar. 16, 2005**

(51) **LOC (8) Cl.** **12-16**

(52) **U.S. Cl.** **D12/209**

(58) **Field of Classification Search** D12/204–213;
 301/37.101, 64.101, 65

See application file for complete search history.

D445,793 S 7/2001 Ji

D450,288 S * 11/2001 Lee D12/209

D451,461 S 12/2001 Arellano

D451,467 S 12/2001 Chung

D453,134 S 1/2002 Murkett et al.

D455,702 S 4/2002 Cullen

D457,118 S 5/2002 Bhambra

D457,119 S 5/2002 Braun et al.

D458,571 S 6/2002 Maifrini

D460,037 S 7/2002 Takechi

D466,464 S 12/2002 Hodges

D466,467 S 12/2002 Hodges

D467,855 S 12/2002 Laengerer

D468,250 S * 1/2003 Donikoglu D12/209

D471,851 S 3/2003 McMath

D473,836 S 4/2003 Laengerer

D477,262 S 7/2003 Koch

D478,307 S 8/2003 Maifrini

D481,346 S 10/2003 Vian

D482,308 S 11/2003 Lee

D482,309 S 11/2003 Sulahian

D485,524 S 1/2004 Bhambra

D490,760 S * 6/2004 Sands D12/209

D491,125 S * 6/2004 Rivers et al. D12/209

D492,635 S * 7/2004 Mathis et al. D12/209

D493,132 S * 7/2004 Rivers et al. D12/209

D493,763 S 8/2004 Sands

D494,122 S 8/2004 Sands

D494,219 S 8/2004 Arita

D495,284 S * 8/2004 Sands D12/209

D497,340 S * 10/2004 Anderson et al. D12/209

(56) **References Cited**

U.S. PATENT DOCUMENTS

D52,687 S 11/1918 West

D382,530 S 8/1997 Raudman et al.

D396,441 S * 7/1998 Nishida D12/209

D396,443 S * 7/1998 Neeper D12/209

D403,289 S 12/1998 Watanabe

D408,344 S * 4/1999 Kelley D12/209

D413,851 S 9/1999 Donikoglu

D413,853 S 9/1999 Hale, Jr.

D414,454 S 9/1999 Chung

D418,797 S 1/2000 Chung

D419,516 S 1/2000 Gagnon

D419,944 S * 2/2000 Chen D12/209

D419,946 S 2/2000 Goplen

D419,947 S 2/2000 Chung

D420,320 S 2/2000 Khoury

D422,258 S 4/2000 Hale, Jr.

D431,222 S 9/2000 Vian

D432,973 S 10/2000 Fitzgerald

D432,975 S 10/2000 Chung

D433,985 S * 11/2000 Pfeiffer D12/209

D436,911 S 1/2001 Chung

D436,914 S 1/2001 Vian

D438,503 S 3/2001 Syring

D441,339 S 5/2001 Hussaini et al.

D444,119 S 6/2001 Brintouch

D445,078 S 7/2001 Chung

* cited by examiner

Primary Examiner—Stacia Cadmus
 (74) *Attorney, Agent, or Firm*—David Pressman

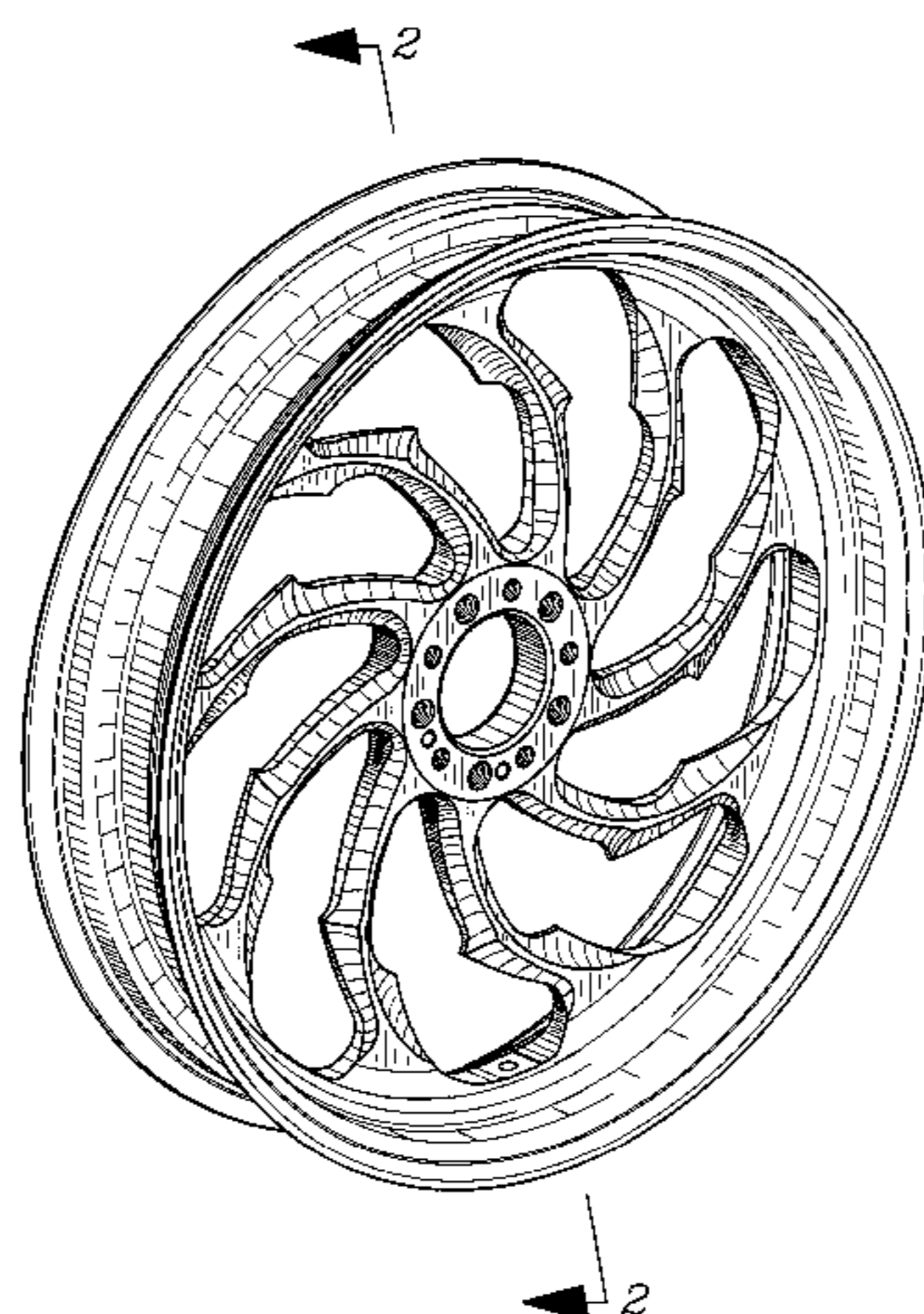
(57) **CLAIM**

The ornamental design for a vehicle wheel with nine curved spokes, as shown and described.

DESCRIPTION

FIG. 1 is a perspective view of the front or outer side of a vehicle wheel with nine curved spokes according to my invention. The inner or rear side of the wheel is identical to the front side. The outer ends of all spokes are identical; and, FIG. 2 is a cross-sectional view of the wheel of FIG. 1 taken along the lines 2—2 of FIG. 1.

1 Claim, 2 Drawing Sheets



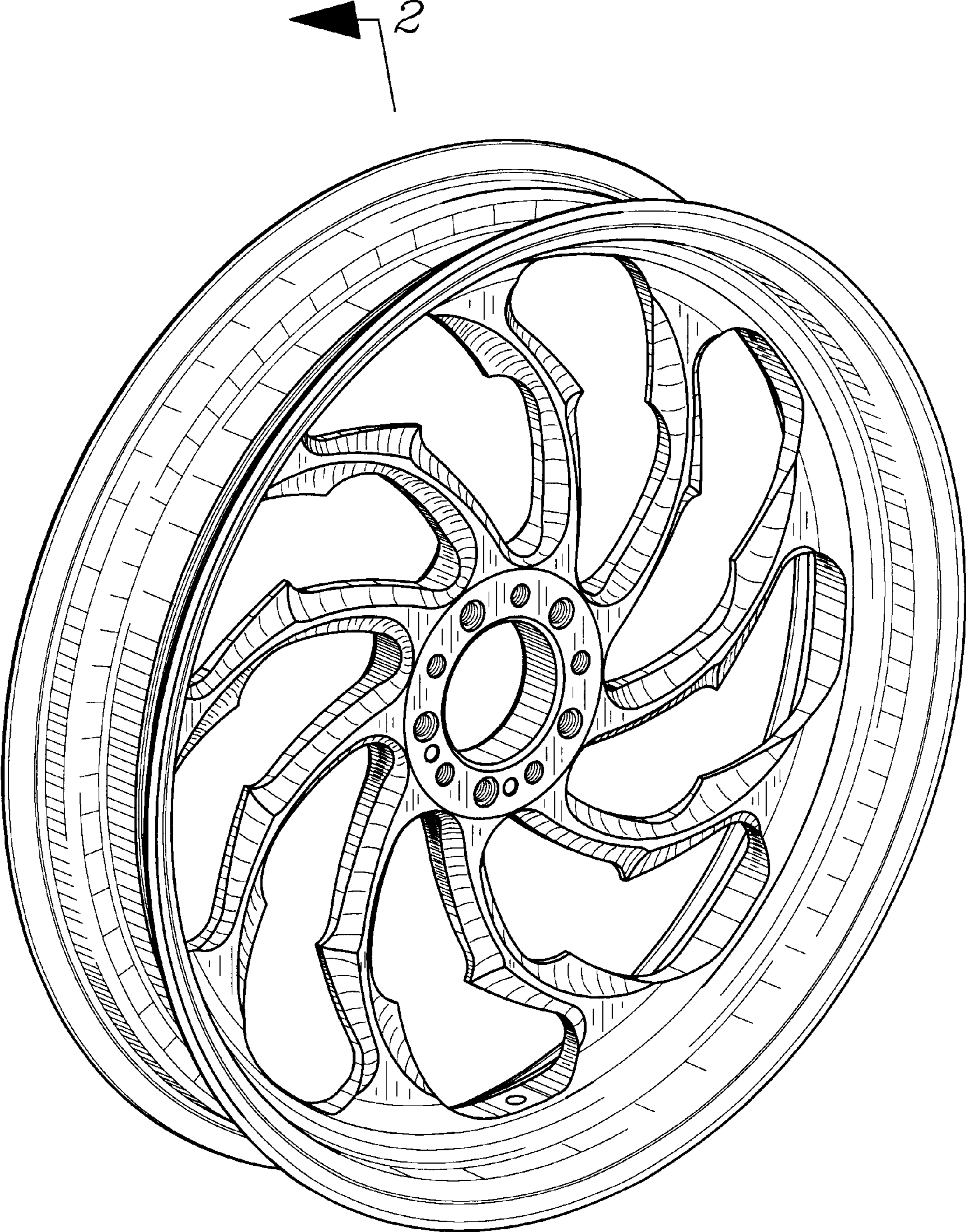
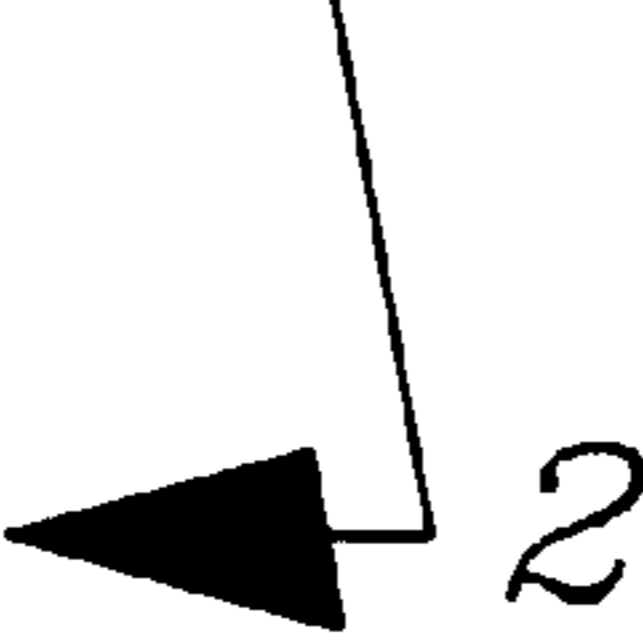


FIG 1



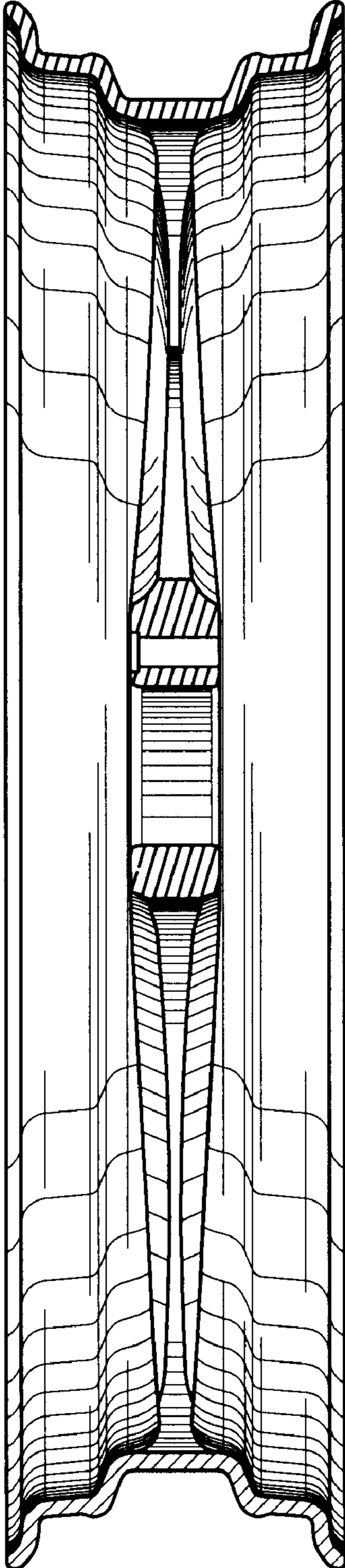


FIG 2