



US00D514042S

(12) **United States Design Patent**  
**Pfeiffer et al.**

(10) **Patent No.:** **US D514,042 S**  
(45) **Date of Patent:** **\*\* Jan. 31, 2006**

(54) **SURFACE CONFIGURATION OF A TRUNK LID FOR A VEHICLE**

D470,804 S \* 2/2003 Chan ..... D12/169  
D476,936 S \* 7/2003 Boyer ..... D12/196  
D495,983 S \* 9/2004 Pfeiffer et al. .... D12/196

(75) Inventors: **Peter Pfeiffer**, Boeblingen (DE);  
**Hans-Dieter Futschik**, Gechingen (DE);  
**Gorden Wagener**, Stuttgart (DE);  
**Holger Hutzenlaub**, Boeblingen (DE)

\* cited by examiner

*Primary Examiner*—Melody N. Brown  
(74) *Attorney, Agent, or Firm*—Crowell & Moring LLP

(73) Assignee: **DaimlerChrysler AG**, Stuttgart (DE)

(57) **CLAIM**

(\*\*) Term: **14 Years**

The ornamental design for a surface configuration of a trunk lid for a vehicle, as shown and described.

(21) Appl. No.: **29/199,308**

**DESCRIPTION**

(22) Filed: **Feb. 13, 2004**

This application is related to the following co-pending application, of the inventors, filed on even date herewith: Application Ser. No. 29/199,263, entitled "Surface Configuration of a Vehicle, Toy and/or Other Replicas".

(51) **LOC (8) Cl.** ..... **12-16**

(52) **U.S. Cl.** ..... **D12/196**

(58) **Field of Classification Search** ..... D12/90-92,  
D12/86, 196; 180/69.1, 69.2; 296/185  
See application file for complete search history.

FIG. 1 is a left perspective view of a surface configuration of a trunk lid for a vehicle according to our novel design, the right perspective view being mirror symmetrical; FIG. 2 is a front view of the surface configuration of a trunk lid for a vehicle according to our novel design; FIG. 3 is a top view of the surface configuration of a trunk lid for a vehicle according to our novel design; and, FIG. 4 is a left side view of the surface configuration of a trunk lid for a vehicle according to our novel design, the right side view being mirror symmetrical.

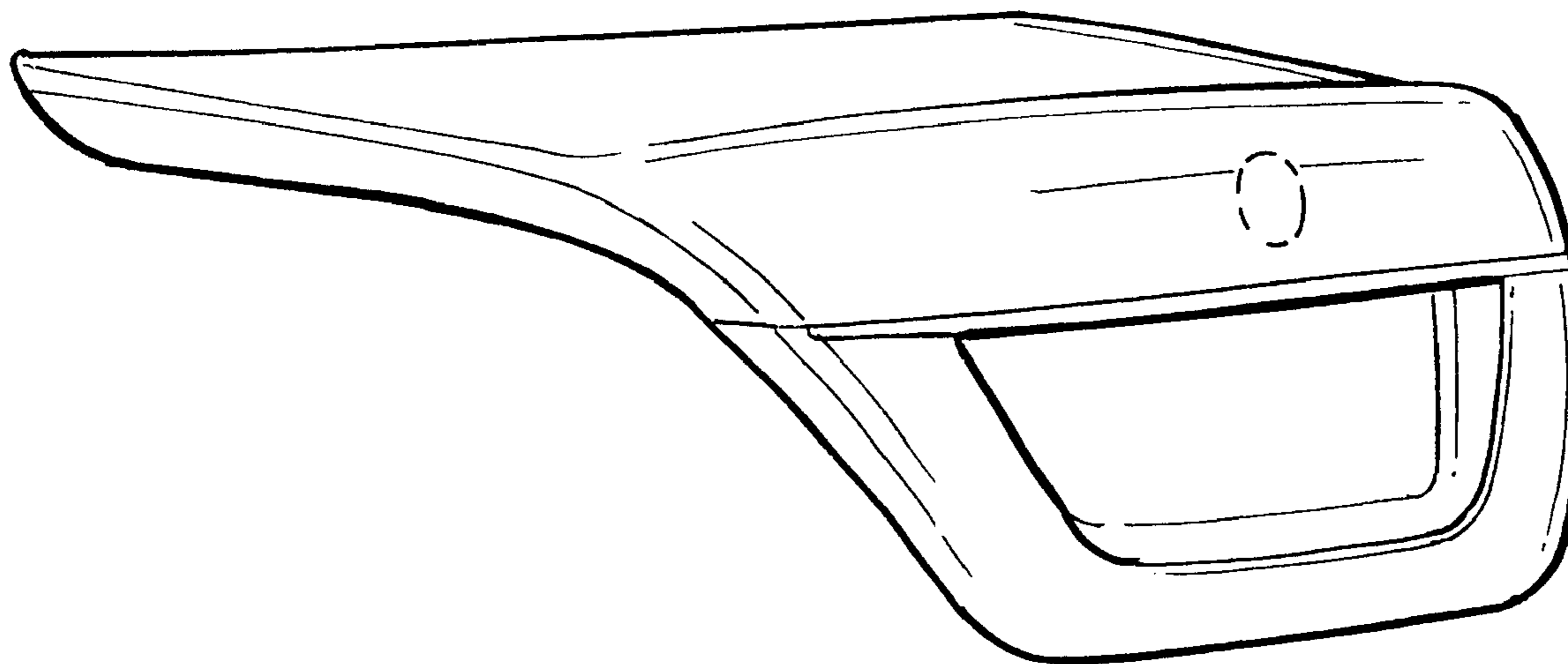
(56) **References Cited**

**U.S. PATENT DOCUMENTS**

D417,645 S \* 12/1999 Horbury et al. .... D12/196  
D419,510 S \* 1/2000 Sacco et al. .... D12/196  
D428,376 S \* 7/2000 Sacco et al. .... D12/196  
D440,532 S \* 4/2001 Sacco et al. .... D12/196  
D452,468 S \* 12/2001 Sacco et al. .... D12/196  
D459,283 S \* 6/2002 Sinkwitz ..... D12/196  
D467,850 S \* 12/2002 Warming ..... D12/196

The broken lines are for illustrative purposes only and form no part of the claimed design.

**1 Claim, 2 Drawing Sheets**



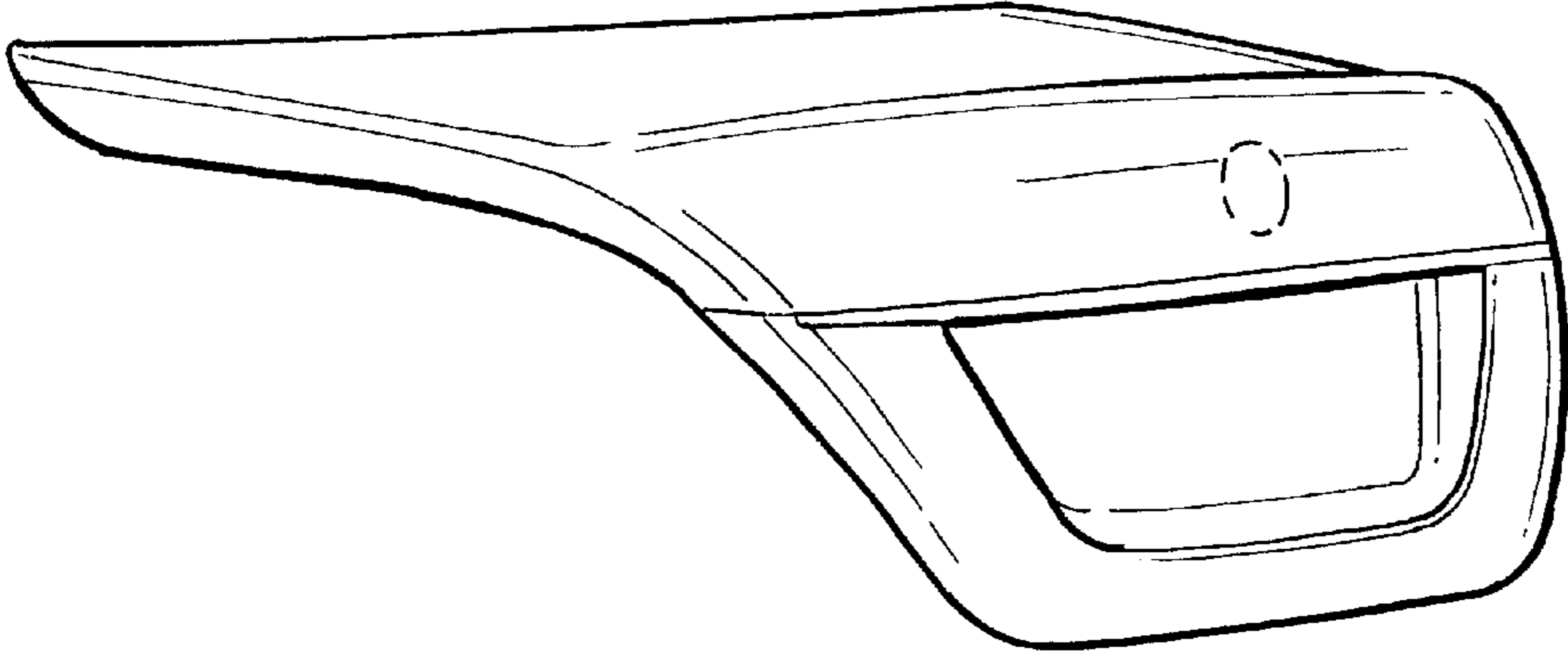


FIG. 1

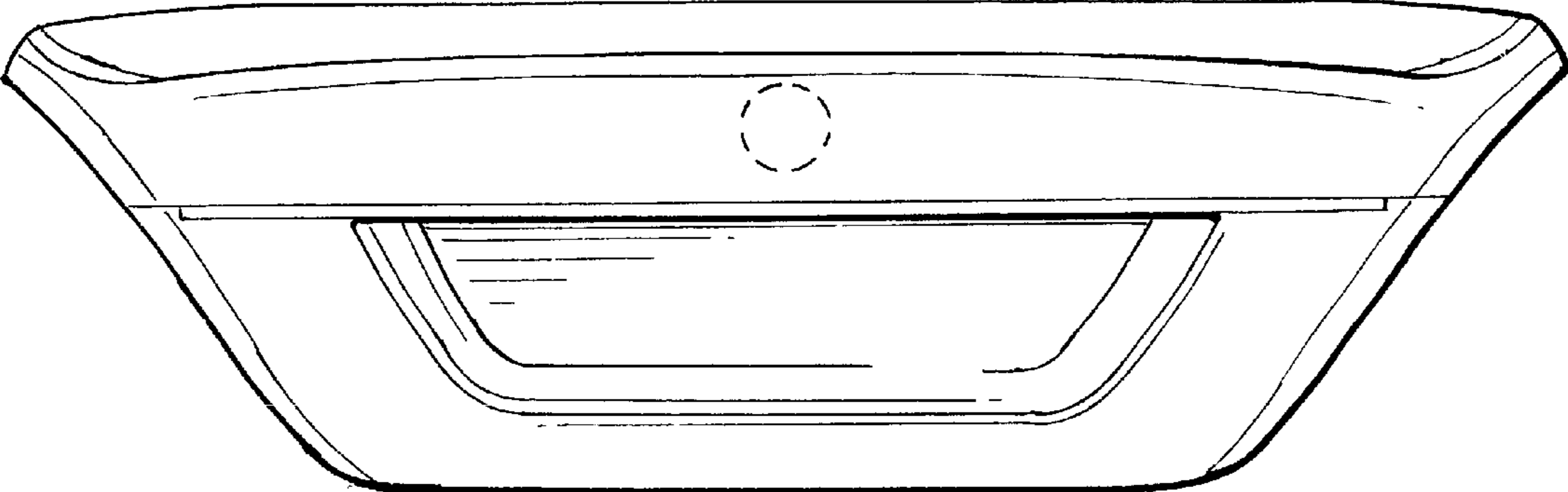


FIG. 2




FIG. 3

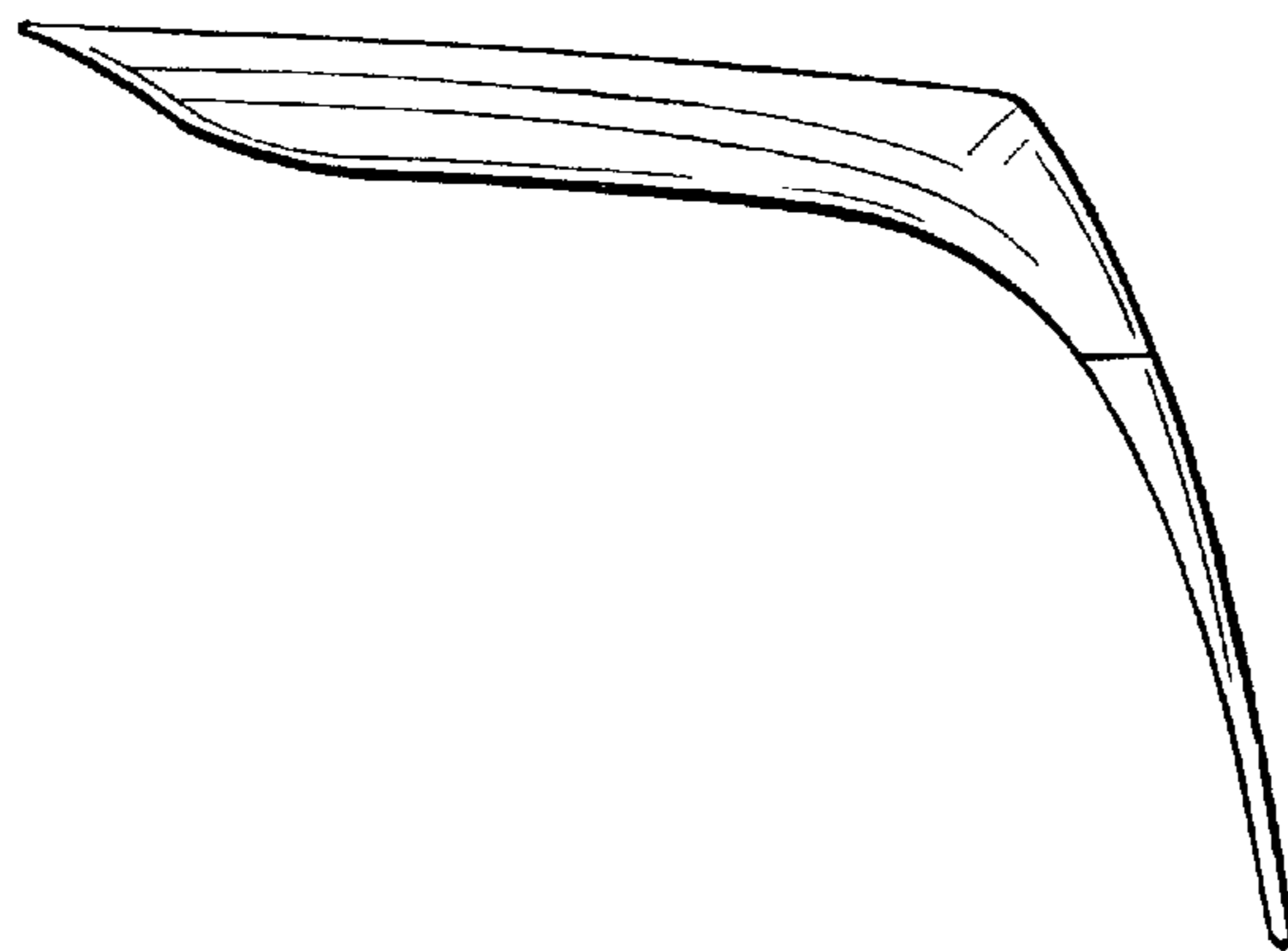


FIG. 4