



US00D514024S

(12) **United States Design Patent**
Shimoguchi et al.

(10) **Patent No.:** **US D514,024 S**
(45) **Date of Patent:** **** Jan. 31, 2006**

(54) **AUTOMOBILE**

(75) Inventors: **Kenta Shimoguchi**, Aichi-ken (JP); **Yo Hiruta**, Aichi-ken (JP)

(73) Assignee: **Toyota Jidosha Kabushiki Kaisha** (JP)

(**) Term: **14 Years**

(21) Appl. No.: **29/178,091**

(22) Filed: **Mar. 20, 2003**

(51) **LOC (8) Cl.** **12-08**

(52) **U.S. Cl.** **D12/91**

(58) **Field of Classification Search** D12/90-92,
D12/86; 296/185

See application file for complete search history.

(56) **References Cited**

U.S. PATENT DOCUMENTS

D442,889 S	*	5/2001	Pfeiffer	D12/91
D459,683 S	*	7/2002	Sakae et al.	D12/92
D466,051 S	*	11/2002	Stoddard et al.	D12/91
D469,038 S	*	1/2003	Mattin et al.	D12/91
D481,332 S	*	10/2003	Miyazaki et al.	D12/91

OTHER PUBLICATIONS

1998 Toyota NADIA; Brochure of NADIA; Aug. 1998.
1999 Mazda MPV; Automotive Guidebook of Japan; Oct. 20, 1999; p. 113.

2002 Peugeot 607; Imported Cars Guide Book; Oct. 29, 2002; p. 159.

* cited by examiner

Primary Examiner—Melody N. Brown

(74) *Attorney, Agent, or Firm*—Saidman DesignLaw Group

(57) **CLAIM**

The ornamental design for an automobile, as shown and described.

DESCRIPTION

FIG. 1 is a front perspective view of an automobile showing our new design;

FIG. 2 is a rear perspective view thereof;


FIG. 3 is a top view thereof;

FIG. 4 is a right side view thereof, with the left side view being a mirror image;

FIG. 5 is a front view thereof; and,

FIG. 6 is a rear view thereof.

1 Claim, 2 Drawing Sheets






FIG. 1




FIG. 2

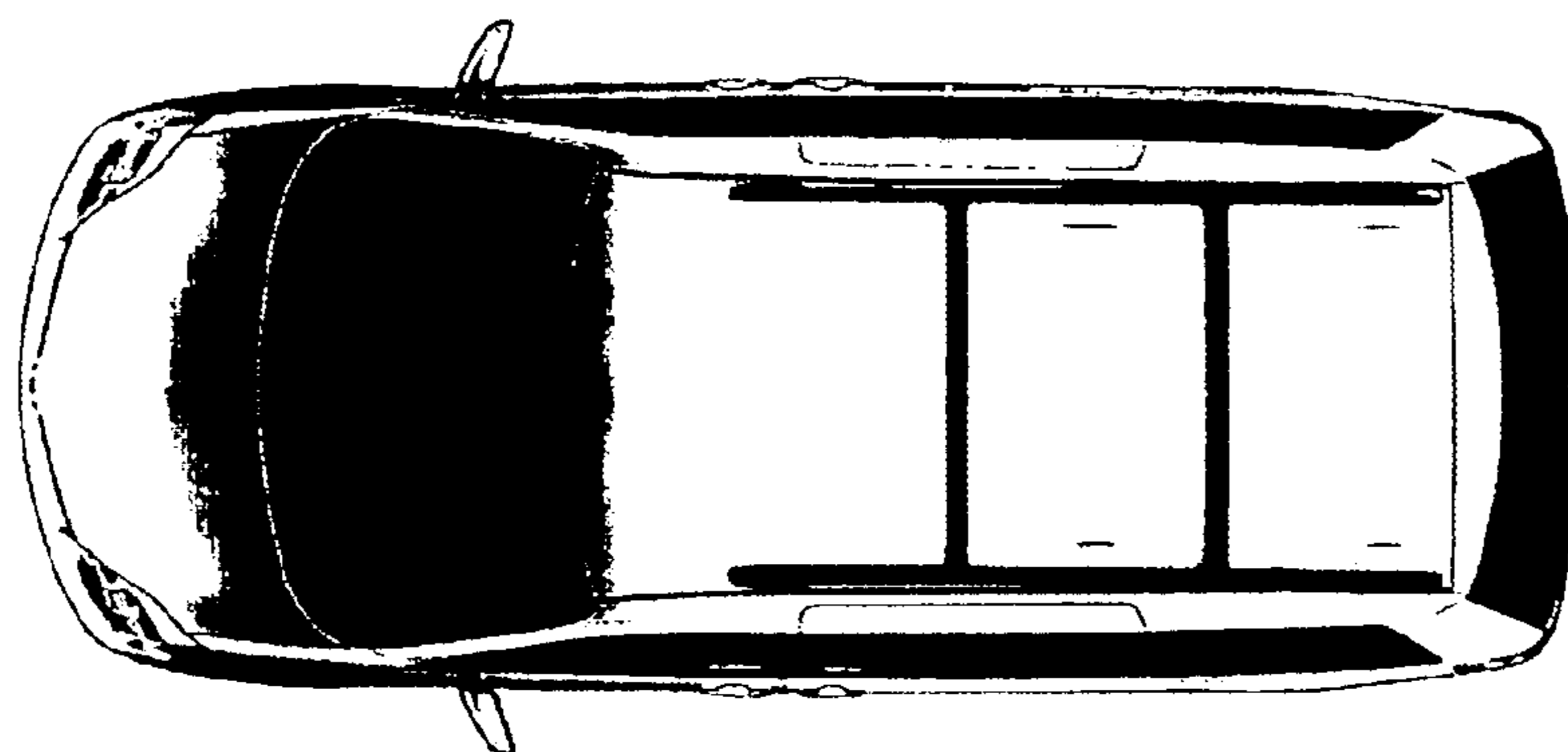


FIG. 3

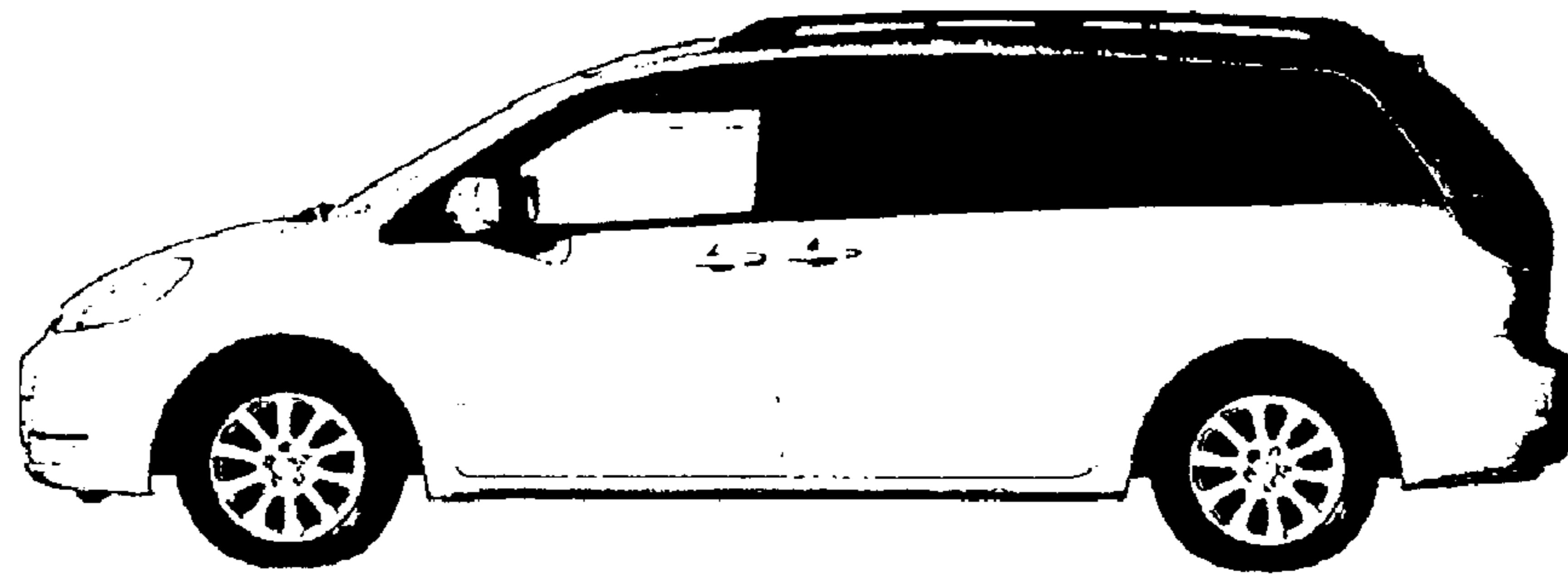


FIG. 4




FIG. 5




FIG. 6