



US00D514020S

(12) **United States Design Patent** (10) **Patent No.:** **US D514,020 S**
Puett, III (45) **Date of Patent:** **** *Jan. 31, 2006**

- (54) **ANTENNA FLAG**
- (76) **Inventor:** **Ralph Thomas Puett, III, 2975**
McDonald La., Corona, CA (US) 92881
- (*) **Notice:** This patent is subject to a terminal disclaimer.
- (**) **Term:** **14 Years**
- (21) **Appl. No.:** **29/211,570**
- (22) **Filed:** **Aug. 18, 2004**

Related U.S. Application Data

- (62) Division of application No. 29/195,129, filed on Dec. 5, 2003, now Pat. No. Des. 496,880.
- (51) **LOC (8) Cl.** **11-05**
- (52) **U.S. Cl.** **D11/172**
- (58) **Field of Classification Search** D2/739,
D2/862, 863, 869, 870, 878; D11/131, 133,
D11/157, 165, 166, 167, 168, 169, 170, 171,
D11/172, 173, 174, 175, 176, 177, 178, 179,
D11/180, 181, 182, 183; D20/11; 116/173,
116/174, 175; 428/13, 542.2, 542.4
See application file for complete search history.

(56) **References Cited**

U.S. PATENT DOCUMENTS

3,496,572 A	2/1970	Herzig
4,117,552 A	10/1978	Simpson
D256,186 S	8/1980	Danat et al.
D265,181 S	6/1982	Ornatek
D268,745 S	4/1983	Ornatek
D279,773 S	7/1985	Breyer-Lindner
D301,990 S	7/1989	Webb
4,947,490 A	8/1990	Hayden
D321,845 S	11/1991	Nys
D349,632 S	8/1994	Nicholson et al.
D360,056 S	7/1995	Tamez
D379,149 S	5/1997	Powell et al.
D383,953 S	9/1997	DeFilippo
D386,161 S	11/1997	Young
D390,433 S	2/1998	Miller
5,860,162 A	1/1999	Love

D408,456 S	4/1999	Garner	
D411,319 S	6/1999	Baker	
D417,769 S	12/1999	Cauthen	
D420,670 S	2/2000	Hernandez et al.	
D421,066 S	2/2000	Nieder	
D421,933 S	3/2000	Bender	
D423,401 S	4/2000	Wolford	
D428,874 S	8/2000	White	
D429,870 S	8/2000	Venditto, Jr.	
D430,557 S	9/2000	Kaufmann	
D436,712 S	1/2001	Smith	
D440,026 S	4/2001	Barney	
D441,750 S	5/2001	Higa et al.	
D442,818 S	5/2001	Cragg	
6,226,801 B1 *	5/2001	Alexander et al.	2/413
D463,094 S	9/2002	Haselmayer et al.	
D473,486 S	4/2003	Gravois	
D483,375 S	12/2003	Denney	
D496,879 S	* 10/2004	Puett, III	D11/172
D496,880 S	* 10/2004	Puett, III	D11/172

OTHER PUBLICATIONS

Team NFL Brochure, Window Pennants, #9400 Dallas Cowboys and #9404 Los Angeles Raiders, Aug. 15, 1995.

* cited by examiner

Primary Examiner—Jeffrey Asch
Assistant Examiner—Elizabeth Albert

(57) **CLAIM**

I claim the ornamental design for a antenna flag, as shown and described.

DESCRIPTION

FIG. 1 is a top view of the antenna flag;
FIG. 2 is a front view of the antenna flag. The back view is a mirror image;
FIG. 3 is a left side view of the antenna flag;
FIG. 4 is a right side view of the antenna flag; and,
FIG. 5 is a bottom view of the antenna flag.
The broken lines showing environment in the drawing are for illustrative purposes only and form no part of the claimed design.
The crisscross pattern of lines in the drawing represents material and is understood to be distributed uniformly over the surface of the flag.

1 Claim, 1 Drawing Sheet

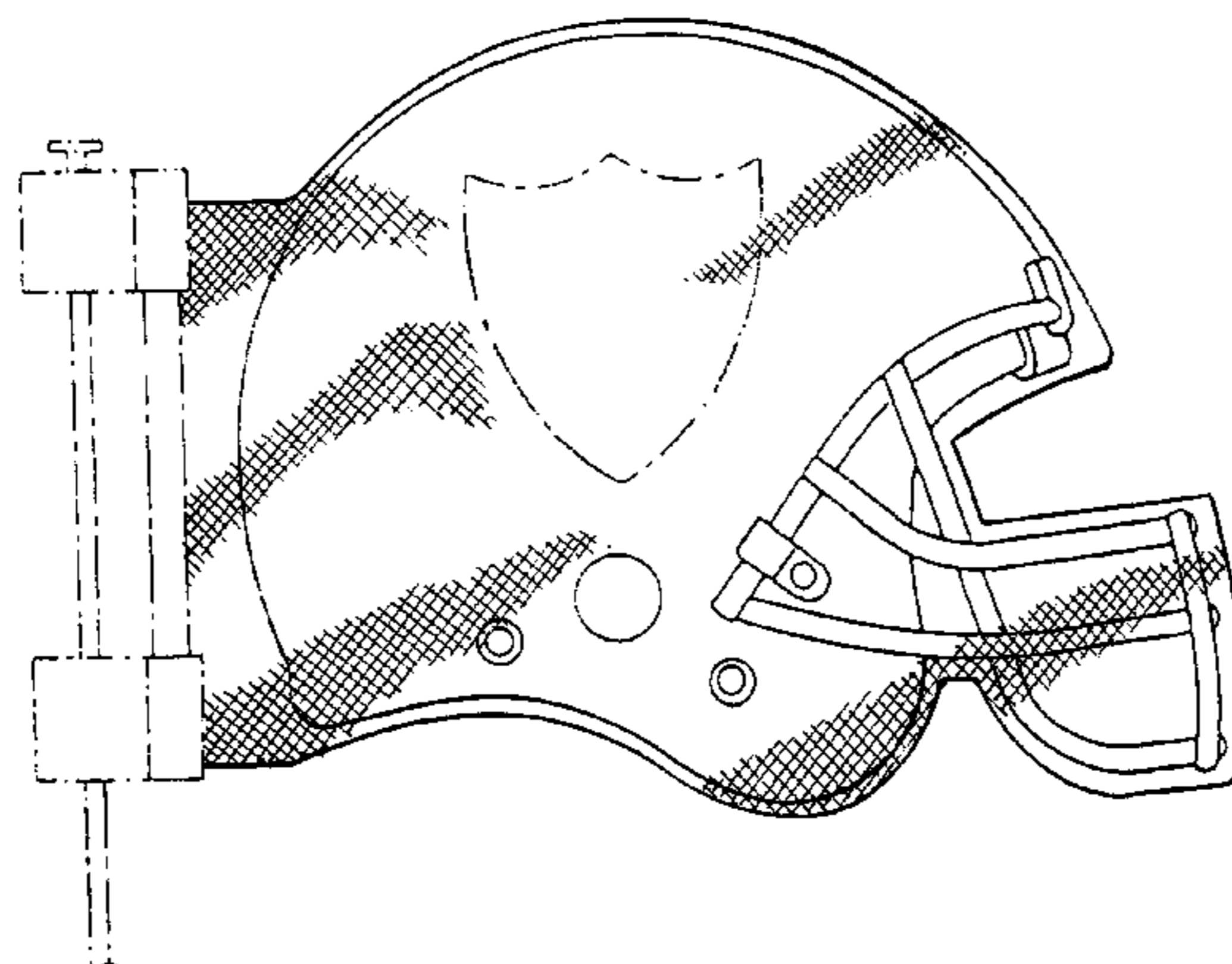


FIG. 1



FIG. 3




FIG. 2

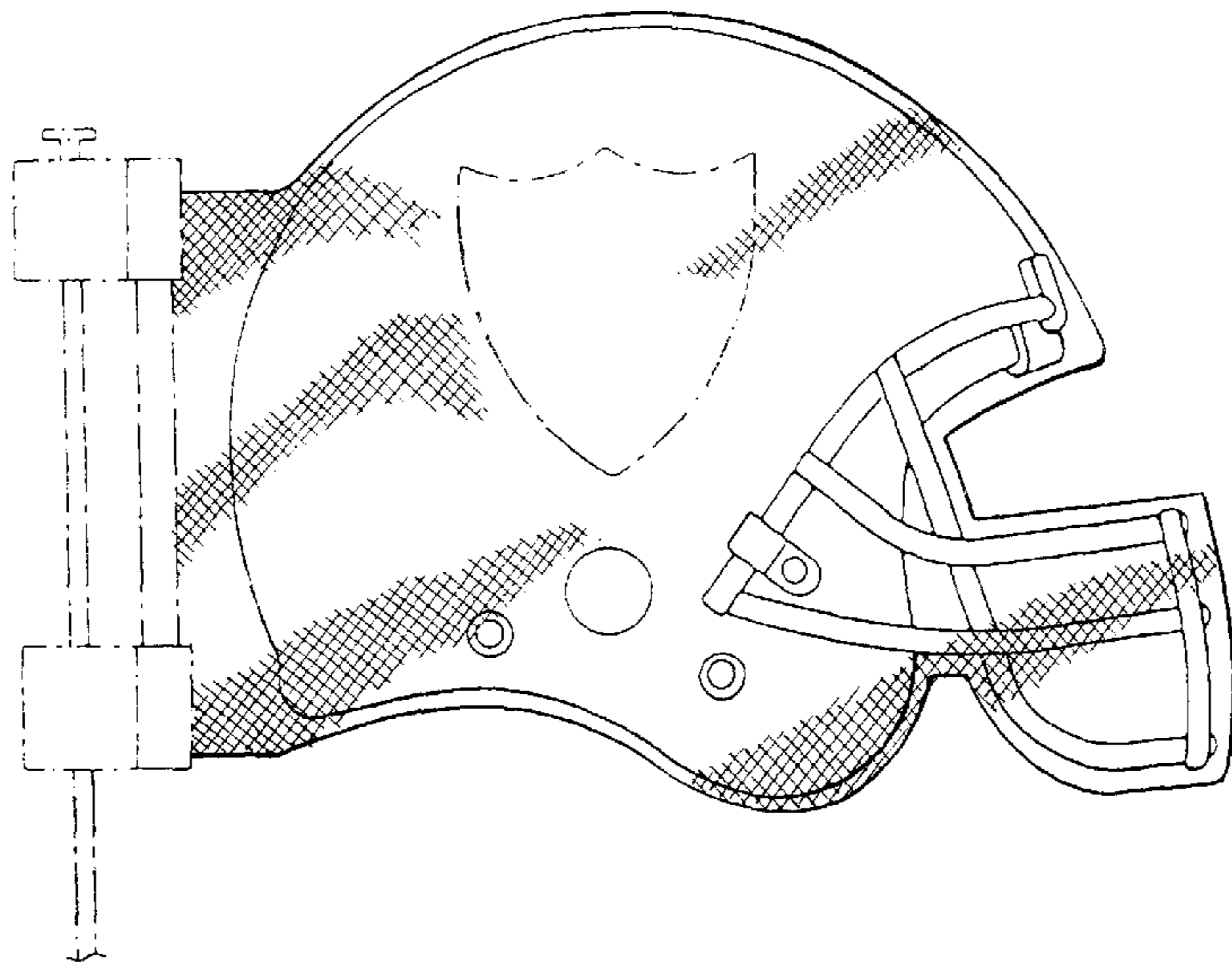


FIG. 4

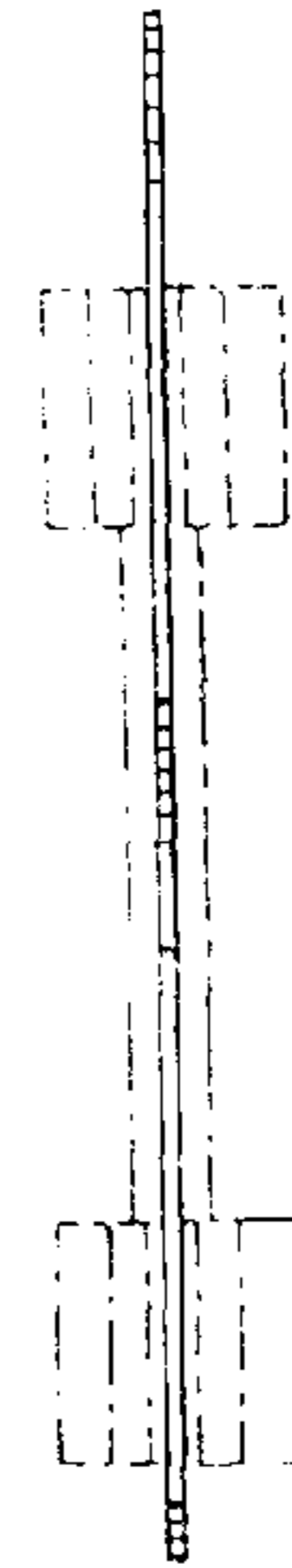


FIG. 5

