



US00D514011S

(12) **United States Design Patent**
Aghjayan et al.

(10) **Patent No.:** **US D514,011 S**
(45) **Date of Patent:** **** Jan. 31, 2006**

(54) **RING**

(75) Inventors: **Haroutioun Aghjayan**, Englewood Cliffs, NJ (US); **Raymond A. Stuart**, Wyckoff, NJ (US)

(73) Assignee: **Movado LLC**, Wilmington, DE (US)

(**) Term: **14 Years**

(21) Appl. No.: **29/206,297**

(22) Filed: **May 28, 2004**

(51) **LOC (8) Cl.** **11-01**

(52) **U.S. Cl.** **D11/35; D11/26**

(58) **Field of Classification Search** D11/3,
D11/26-39, 90-92; 63/15, 15.1-15.4, 15.45,
63/15.5-15.6, 15.65, 15.7-15.9, 26-28

See application file for complete search history.

(56) **References Cited**

U.S. PATENT DOCUMENTS

D471,836 S * 3/2003 Chanaratsopon et al. D11/27
D473,812 S * 4/2003 Itzkowitz D11/36
6,568,213 B2 * 5/2003 Butler 63/26

OTHER PUBLICATIONS

Platinum Guild International USA; "Rudolf Erdel Platinum;" 1999; p. 10; lower middle left side of page.*
Platinum Guild International USA; "Andrew Meyer Jewelry, Inc.;" 1999; p. 43; bottom left corner of page.*
Platinum Guild International USA; "Stuller;" 1999; p. 111; middle left side of page.*

Platinum Guild International USA; "Christian Bauer;" 2002; p. 29; middle right side of page.*

Platinum Guild International USA; "Michael Bondanza, Inc.;" 2002; p. 37; middle right side of page.*

U.S. Appl. No. 29/206,295, Aghjayan et al.

U.S. Appl. No. 29/206,285, Aghjayan et al.

U.S. Appl. No. 29/206,301, Aghjayan et al.

* cited by examiner

Primary Examiner—Cathy Anne MacCormac

Assistant Examiner—Melanie Levy

(74) *Attorney, Agent, or Firm*—Fross Zelnick Lehrman & Zissu, P.C.; David I. Greenbaum, Esq.

(57) **CLAIM**

The ornamental design for a ring, as shown and described.

DESCRIPTION

FIG. 1 is a front perspective view of a ring showing the new design;

FIG. 2 is a front view of the ring shown in FIG. 1;

FIG. 3 is a top view of the ring shown in FIG. 1;

FIG. 4 is a bottom view of the ring shown in FIG. 1;

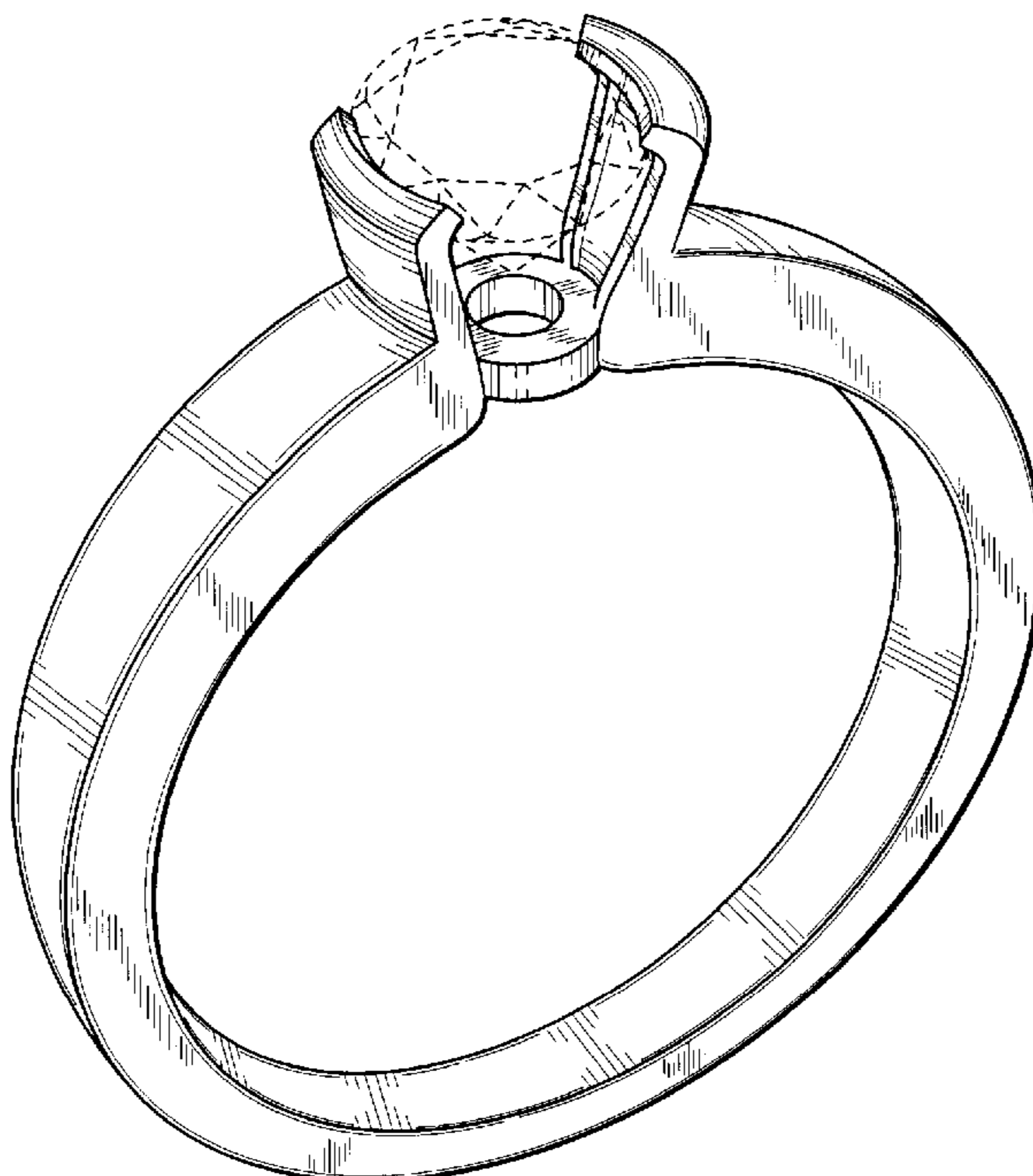
FIG. 5 is a side view of the ring shown in FIG. 1;

FIG. 6 is a bottom perspective view of the ring shown in FIG. 1; and,

FIG. 7 is a bottom perspective view of a second embodiment of the ring shown in FIG. 1, the only difference being the absence of a hole at the central portion of the ring.

The broken line showing of the gemstones is for illustrative purposes only and forms no part of the claimed design.

1 Claim, 6 Drawing Sheets



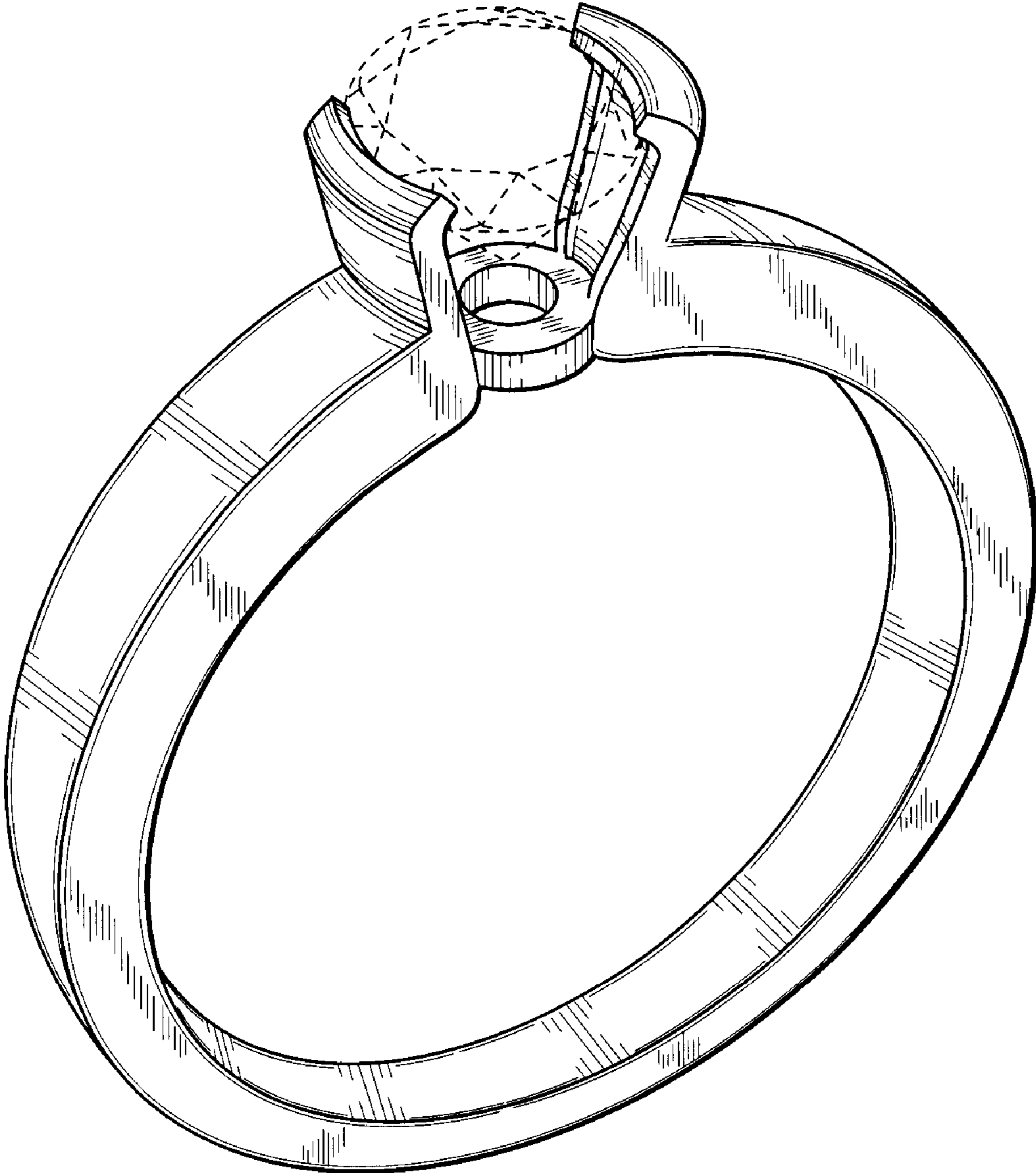


FIG. 1

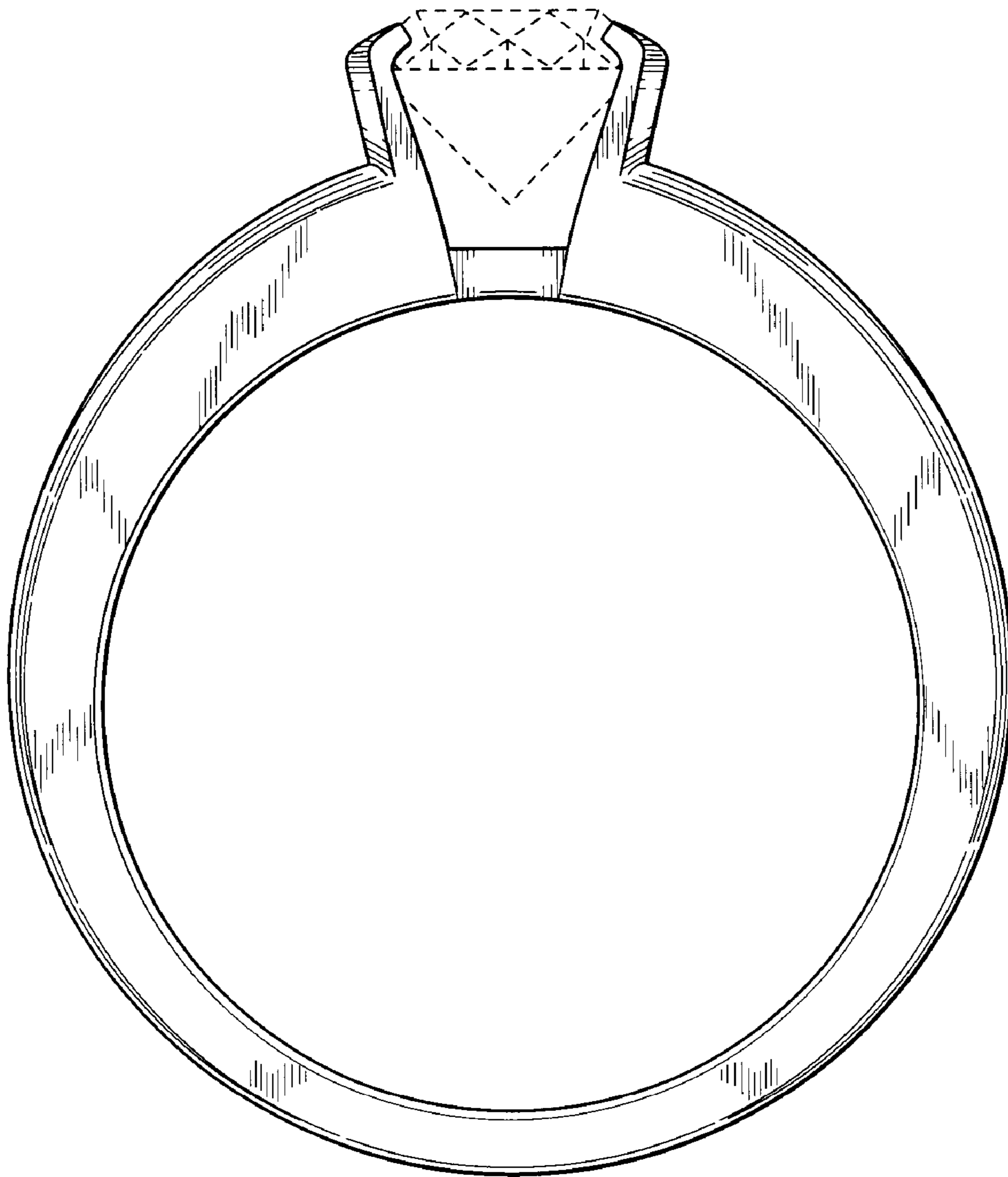


FIG. 2

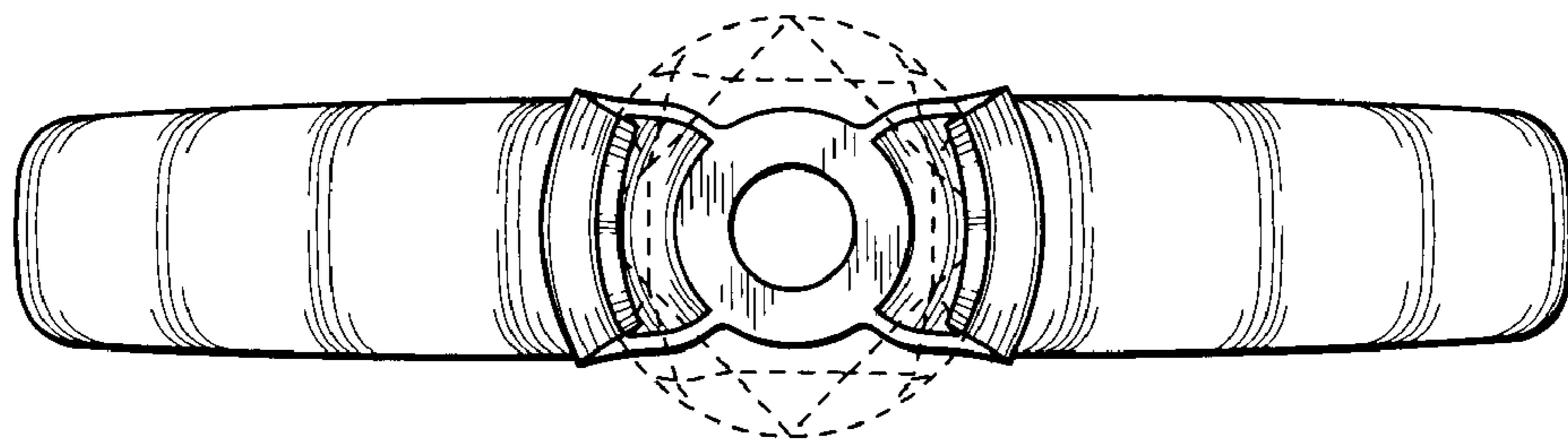


FIG. 3

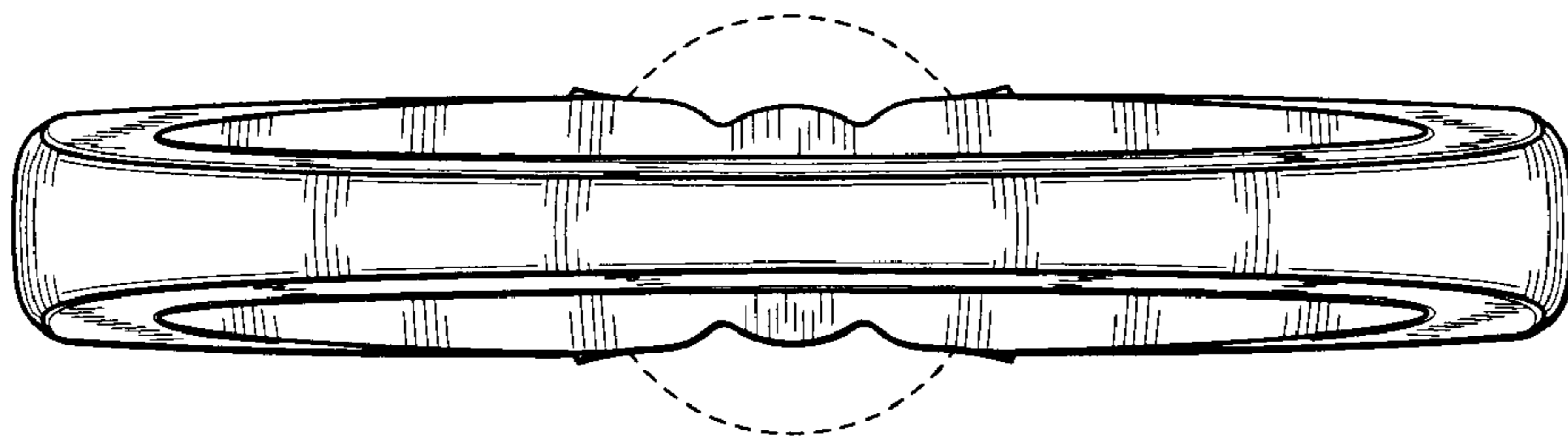


FIG. 4

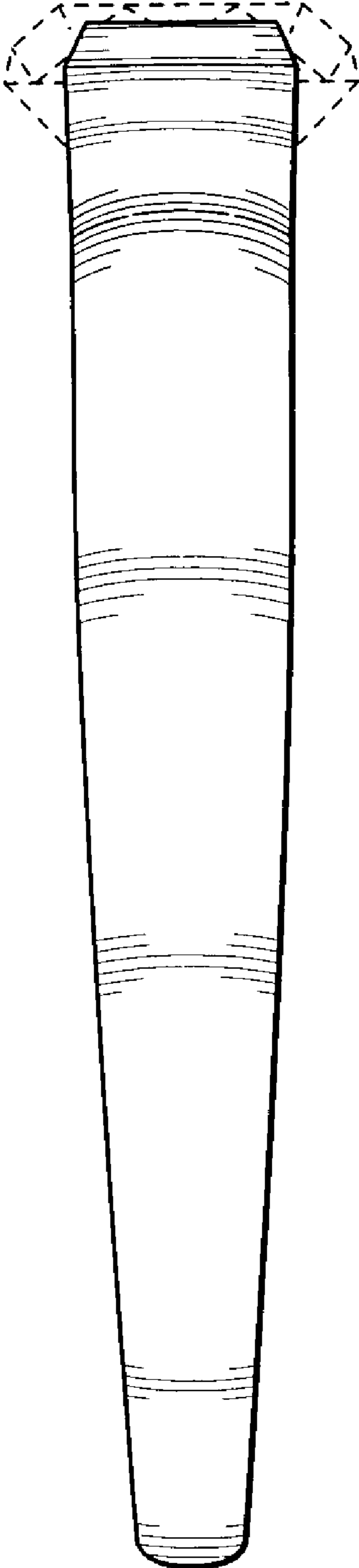


FIG. 5



FIG. 6

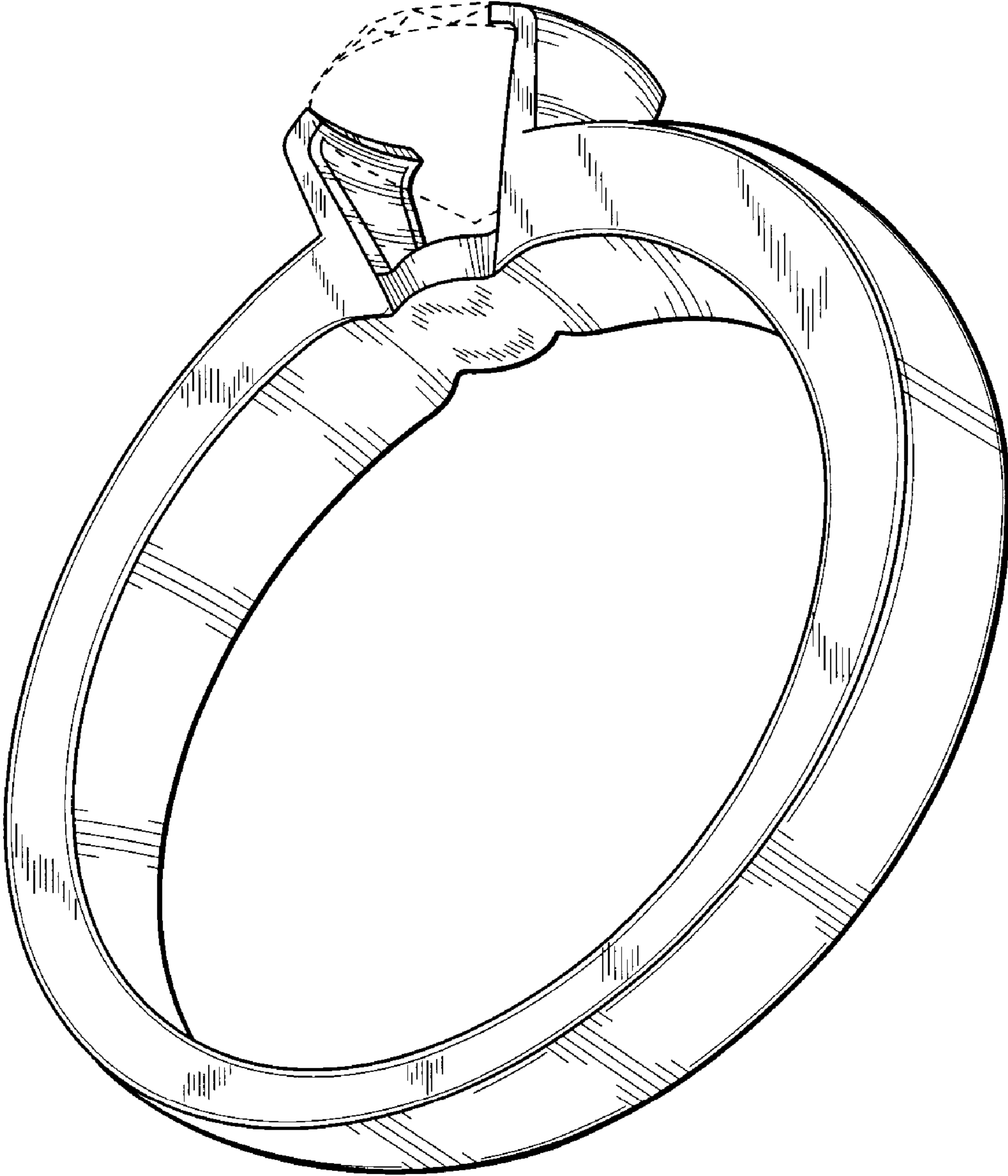


FIG. 7