



US00D514001S

(12) **United States Design Patent**  
**Echito et al.**

(10) **Patent No.:** **US D514,001 S**  
(45) **Date of Patent:** **\*\* Jan. 31, 2006**

- (54) **POWER STRIP TIMER**
- (75) Inventors: **Cory Echito**, Mahwah, NJ (US); **Lisa Black**, White Plains, NY (US)
- (73) Assignee: **American Tack & Hardware Co., Inc.**, Monsey, NY (US)
- (\*\*) Term: **14 Years**
- (21) Appl. No.: **29/208,821**
- (22) Filed: **Jul. 6, 2004**
- (51) **LOC (8) Cl.** ..... **10-03**
- (52) **U.S. Cl.** ..... **D10/40; D13/139.8**
- (58) **Field of Classification Search** ..... **D10/40, D10/41, 1-5, 15, 30, 31, 97; D13/139.8, D13/139.6; 307/141, 141.4; 368/97-123, 368/276-278, 316, 317, 285, 10; 200/33 R, 200/38 R, 38 DA, 38 D, 38 A, 38 F; 439/650-653**  
See application file for complete search history.

- D379,965 S \* 6/1997 Parshad ..... D13/139.6
- D382,856 S \* 8/1997 Harwood et al. .... D13/139.8
- D402,963 S \* 12/1998 Parshad ..... D13/139.6
- D420,602 S \* 2/2000 Lamar et al. .... D10/40
- 6,113,434 A \* 9/2000 Pate ..... 439/652
- D460,363 S \* 7/2002 Chen ..... D10/40
- 6,476,523 B1 \* 11/2002 Lee ..... 307/141

\* cited by examiner

*Primary Examiner*—Lucy Lieberman

(74) *Attorney, Agent, or Firm*—Hedman & Costigan, P.C.

(57) **CLAIM**

The ornamental design for a power strip timer, as shown and described.

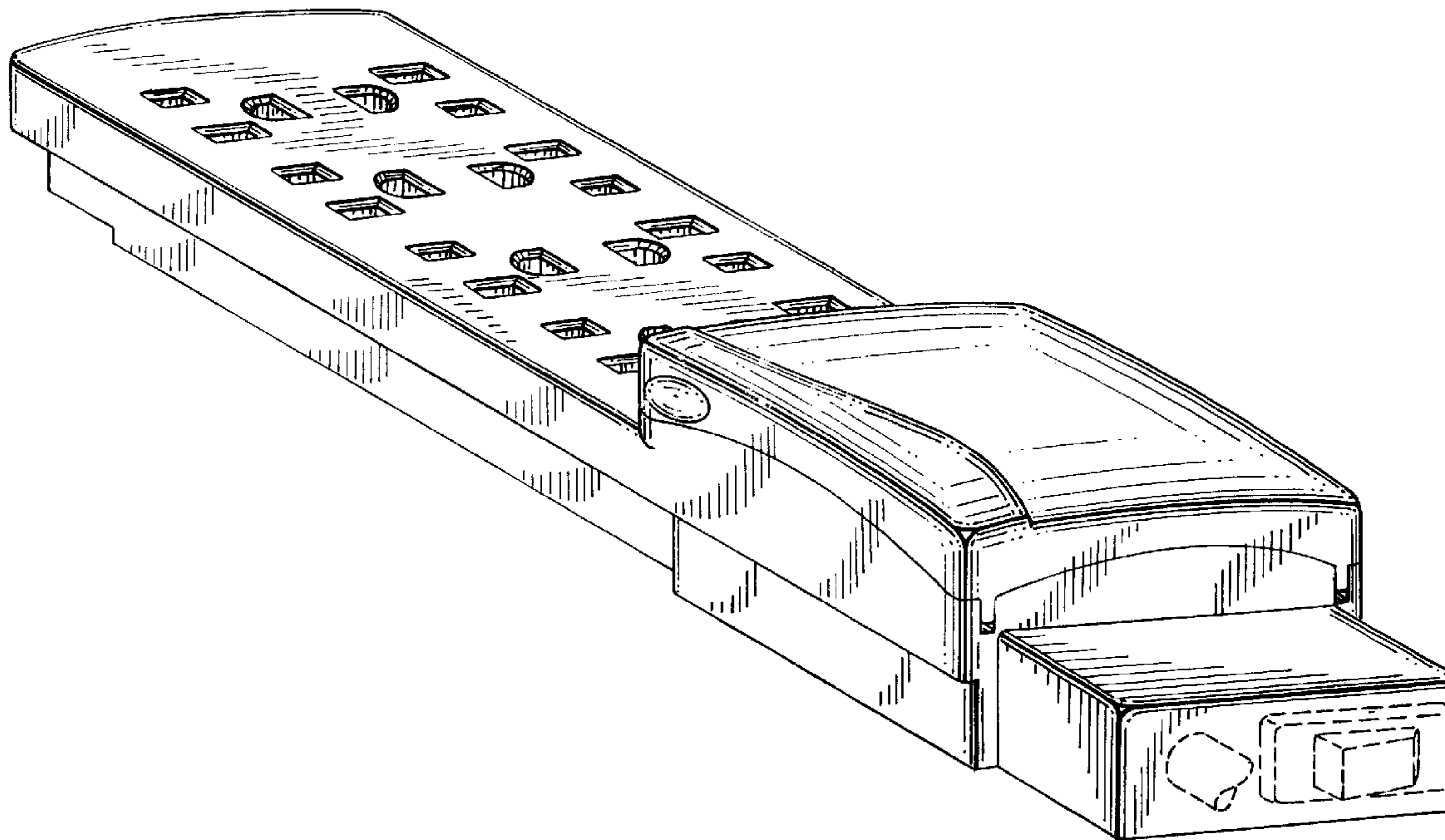
**DESCRIPTION**

FIG. 1 is a top perspective view of the power strip timer according to our design;  
 FIG. 2 is a top view of our design;  
 FIG. 3 is a back view of our design;  
 FIG. 4 is a left side elevation of our design; and  
 FIG. 5 is a front view of our design; and,  
 FIG. 6 is a bottom view of our design.  
 The broken lines shown in the drawings are for illustrative purposes only and form no part of the claimed design.

(56) **References Cited**  
**U.S. PATENT DOCUMENTS**

- D285,065 S \* 8/1986 Bobrovniczky ..... D13/139.8
- D304,324 S \* 10/1989 Lovett et al. .... D13/139.8
- D356,544 S \* 3/1995 Fladung ..... D13/139.8
- 5,430,598 A \* 7/1995 Rodolfo et al. .... 307/141

**1 Claim, 4 Drawing Sheets**



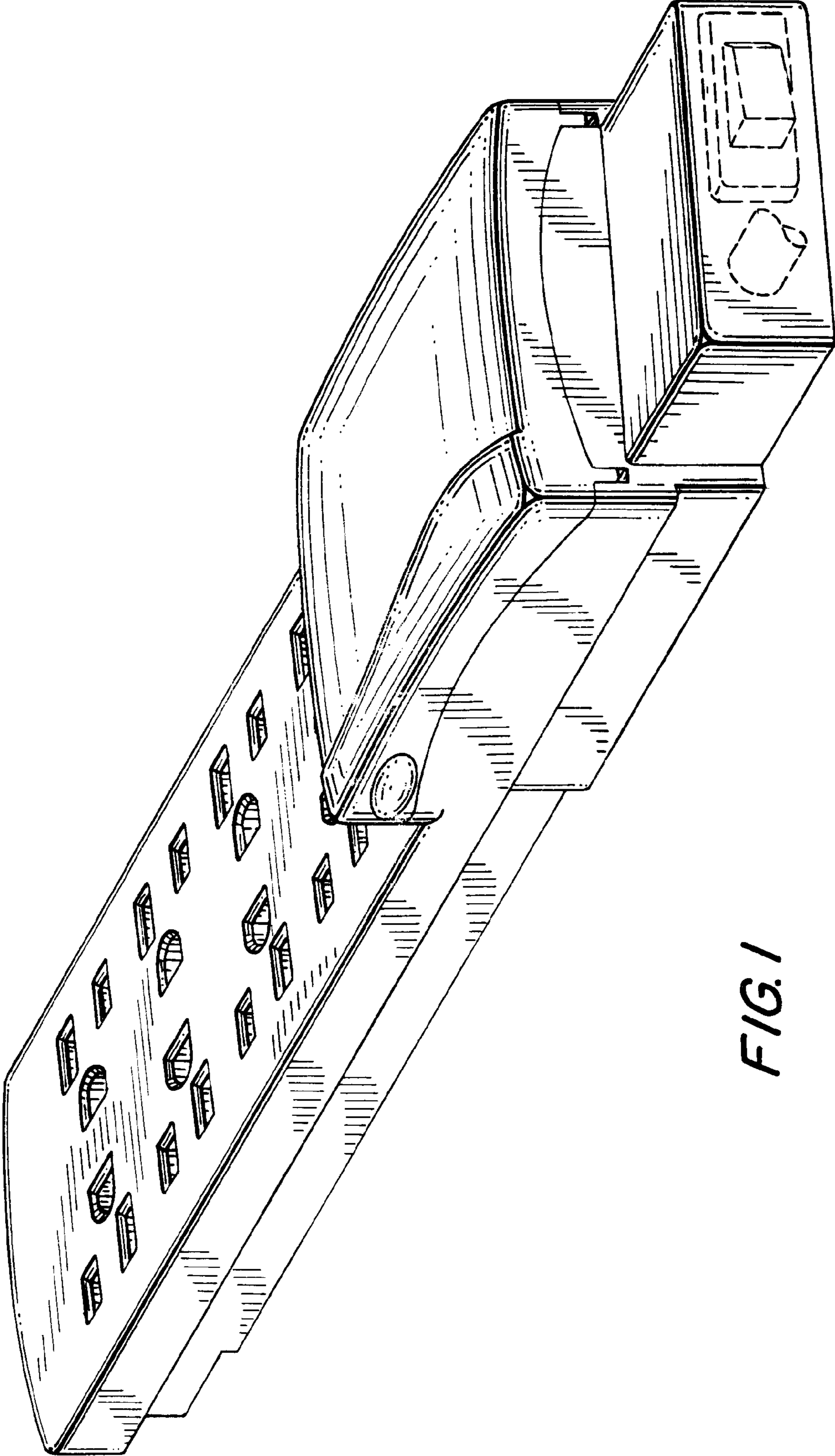


FIG. 1

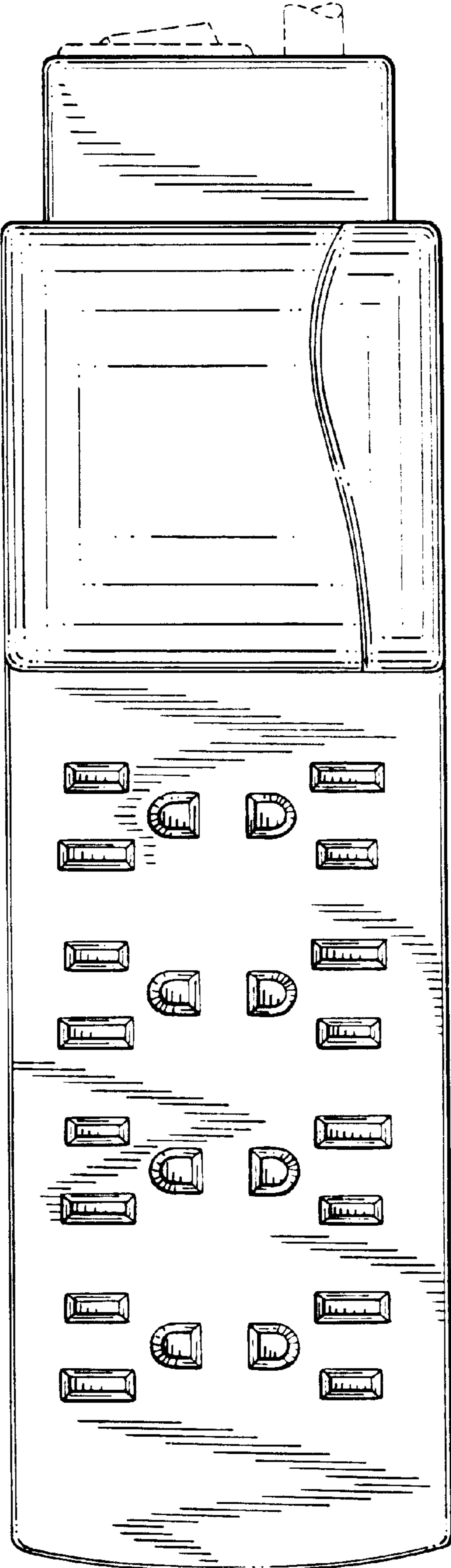


FIG. 2

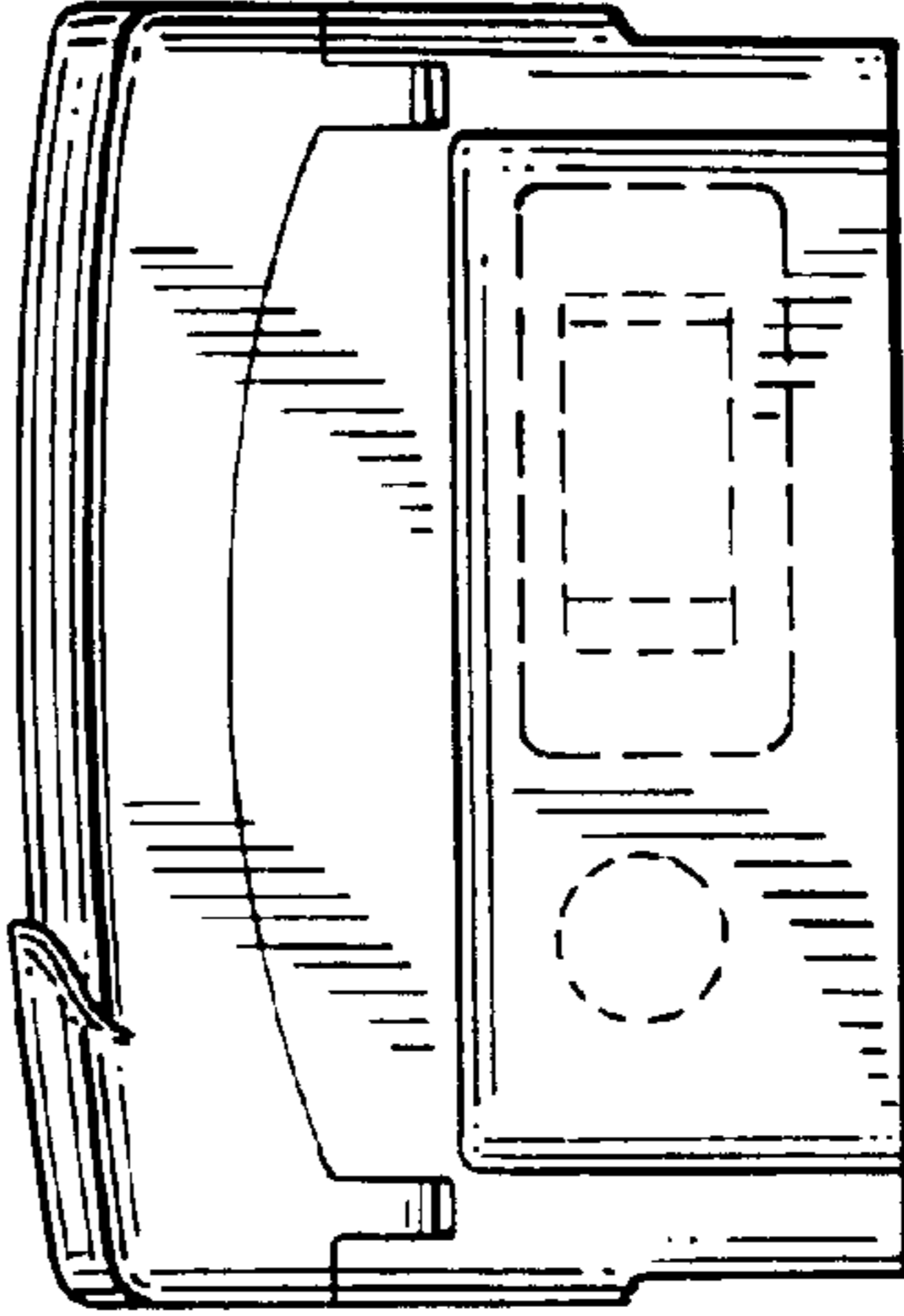
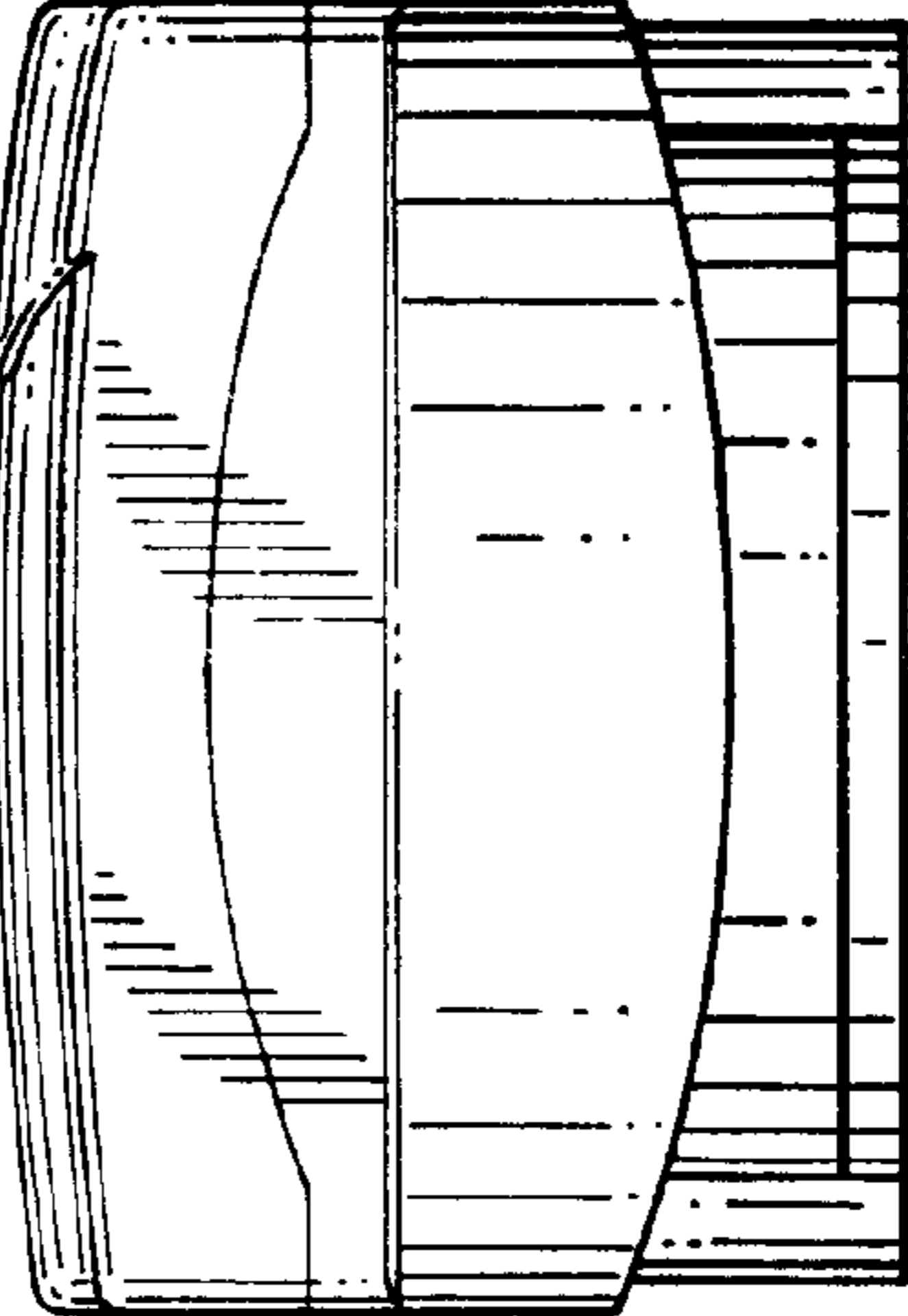



FIG. 3



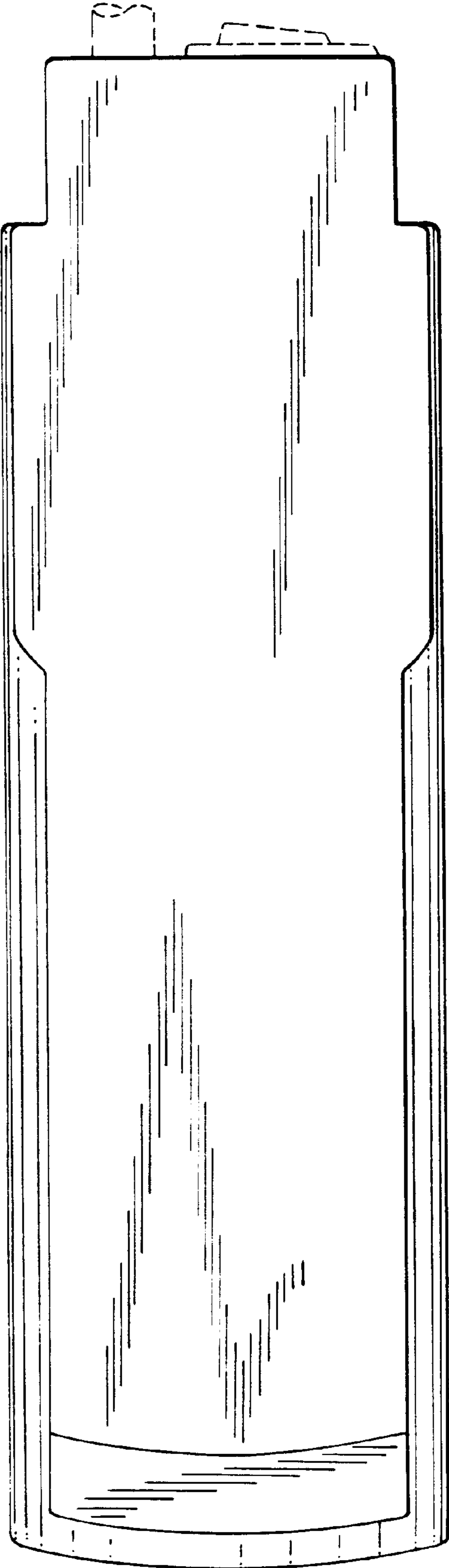


FIG. 6