



US00D513987S

(12) **United States Design Patent** (10) **Patent No.:** **US D513,987 S**
Bansal (45) **Date of Patent:** **** Jan. 31, 2006**

(54) **PACKAGE CAP**
 (75) Inventor: **Vinod Kumar Bansal**, Edison, NJ (US)
 (73) Assignee: **Unilever Bestfoods, North America, division of Conopco, Inc.**, Englewood Cliffs, NJ (US)
 (**) Term: **14 Years**
 (21) Appl. No.: **29/187,757**
 (22) Filed: **Aug. 6, 2003**

(51) **LOC (8) Cl.** **09-07**
 (52) **U.S. Cl.** **D9/449**
 (58) **Field of Classification Search** D9/454,
 D9/449, 447, 446, 442, 440, 435, 434; 222/556;
 220/254.3; 215/235
 See application file for complete search history.

(56) **References Cited**
 U.S. PATENT DOCUMENTS

D296,985 S	*	8/1988	Iwaki	D9/447
D317,869 S	*	7/1991	Kipperman et al.	D9/446
D318,037 S	*	7/1991	Kipperman et al.	D9/435
D318,801 S	*	8/1991	Kipperman et al.	D9/446
D336,852 S	*	6/1993	Pritchard	D9/447
D374,399 S	*	10/1996	Neveras et al.	D9/447
6,321,923 B1	*	11/2001	Wood	215/235
D455,077 S	*	4/2002	Gaiser et al.	D9/449
D471,819 S	*	3/2003	Paul et al.	D9/447

D502,099 S * 2/2005 Lovell D9/449
 D504,611 S * 5/2005 Bakic D9/446

FOREIGN PATENT DOCUMENTS

GB 2096957 * 4/2000

* cited by examiner

Primary Examiner—Robert M. Spear
Assistant Examiner—Susan Bennett Hattan
 (74) *Attorney, Agent, or Firm*—Edward A. Squillante, Jr.

(57) **CLAIM**

An ornamental design for a package cap, as shown and described.

DESCRIPTION

FIG. 1 is a perspective view of a package cap in accordance with our new design;
 FIG. 2 is a top plan view thereof;
 FIG. 3 is a front elevational view thereof;
 FIG. 4 is a bottom plan view thereof;
 FIG. 5 is a left side elevational view, the right side elevational view being a mirror image thereof;
 FIG. 6 is a rear elevational view thereof; and,
 FIG. 7 is a perspective view of the package cap in an open position.
 The broken line showing further details of the package cap are for illustrative purposes only and form no part of the claimed design.

1 Claim, 4 Drawing Sheets

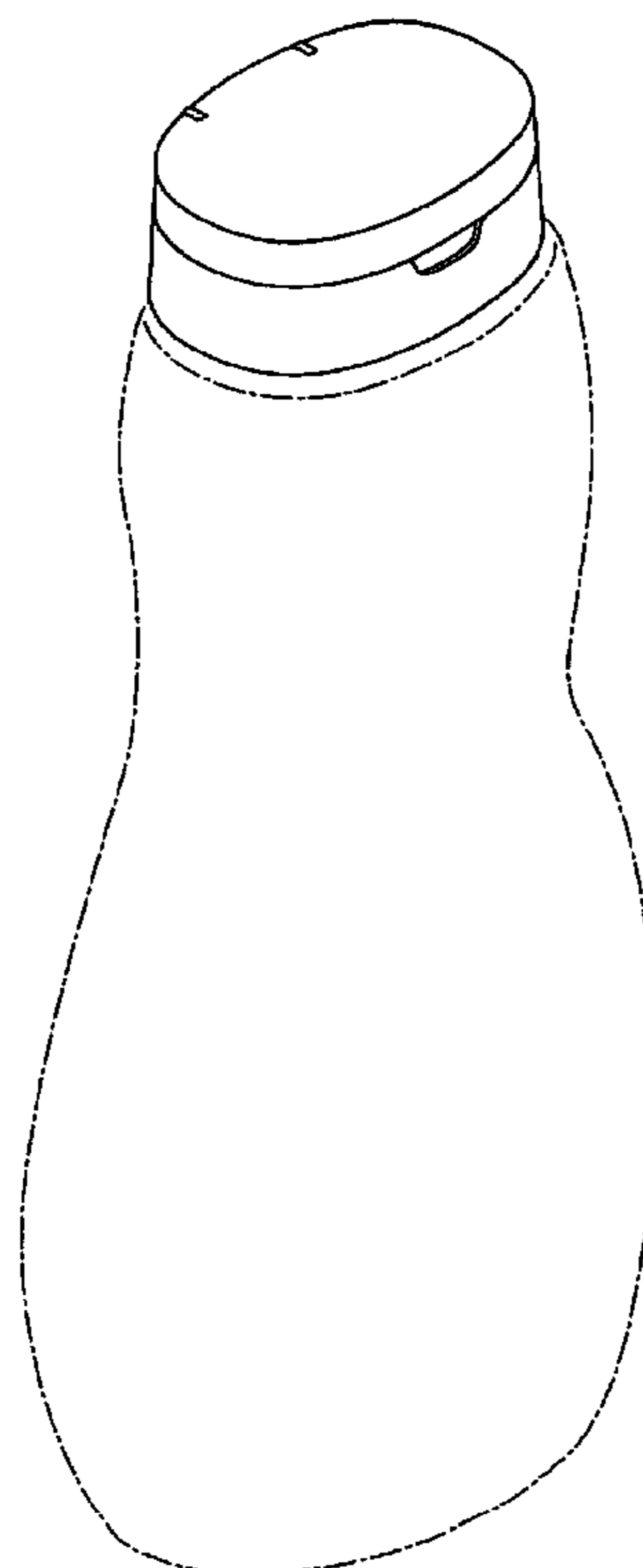


FIG. 1

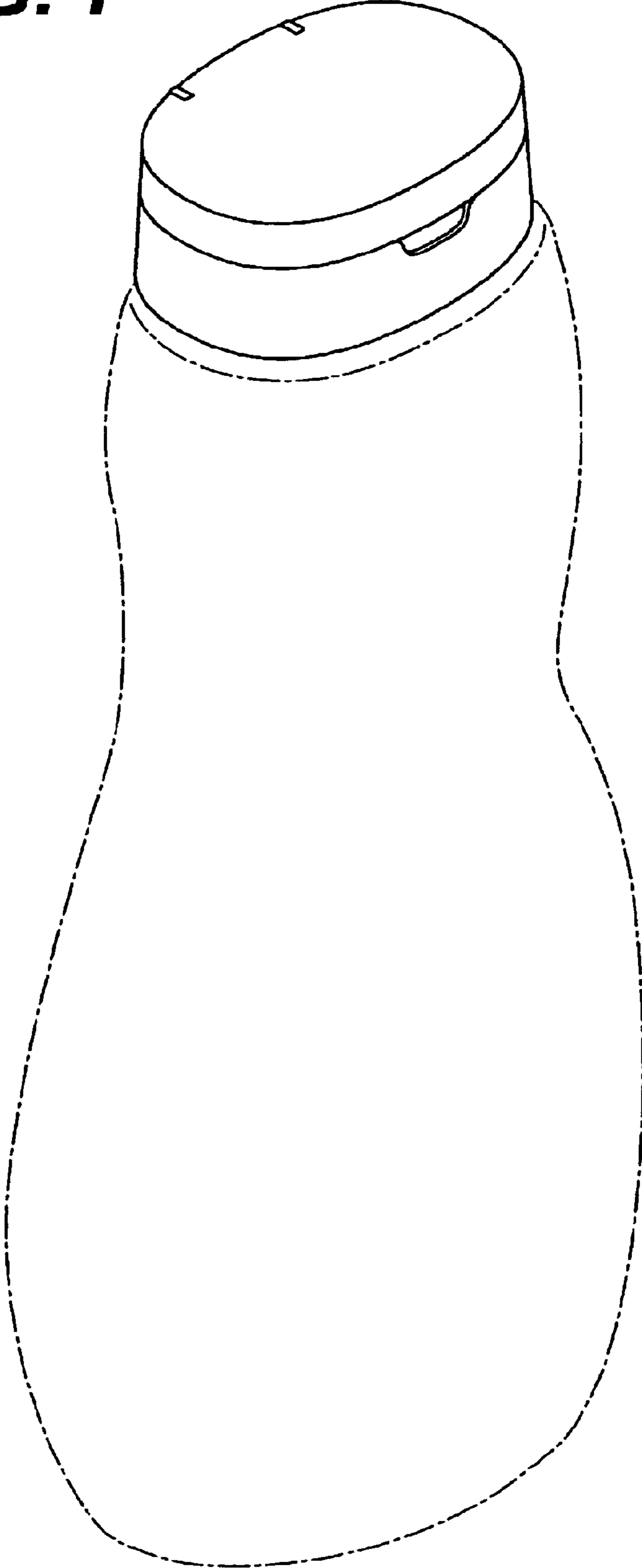


FIG. 2

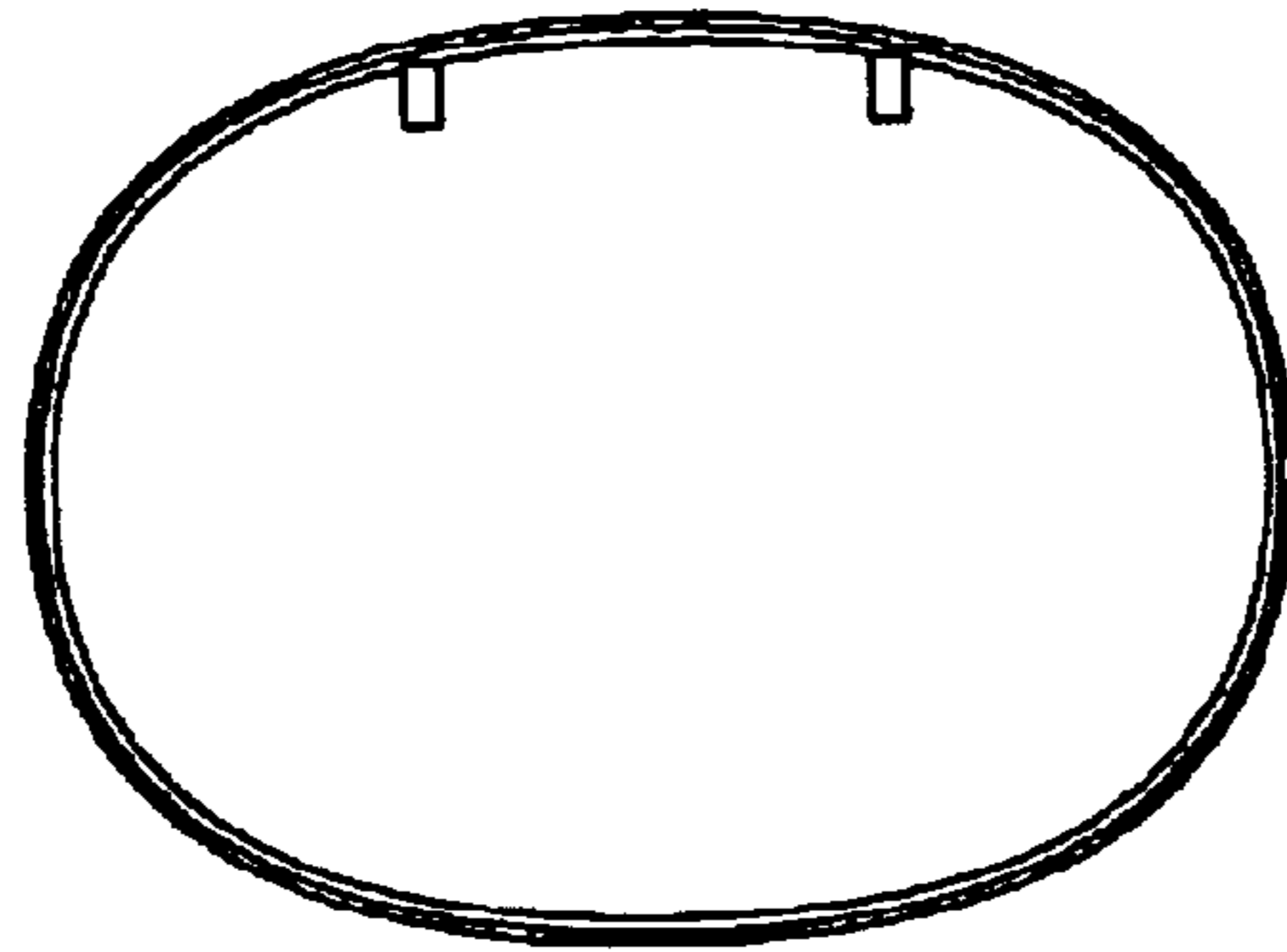


FIG. 3

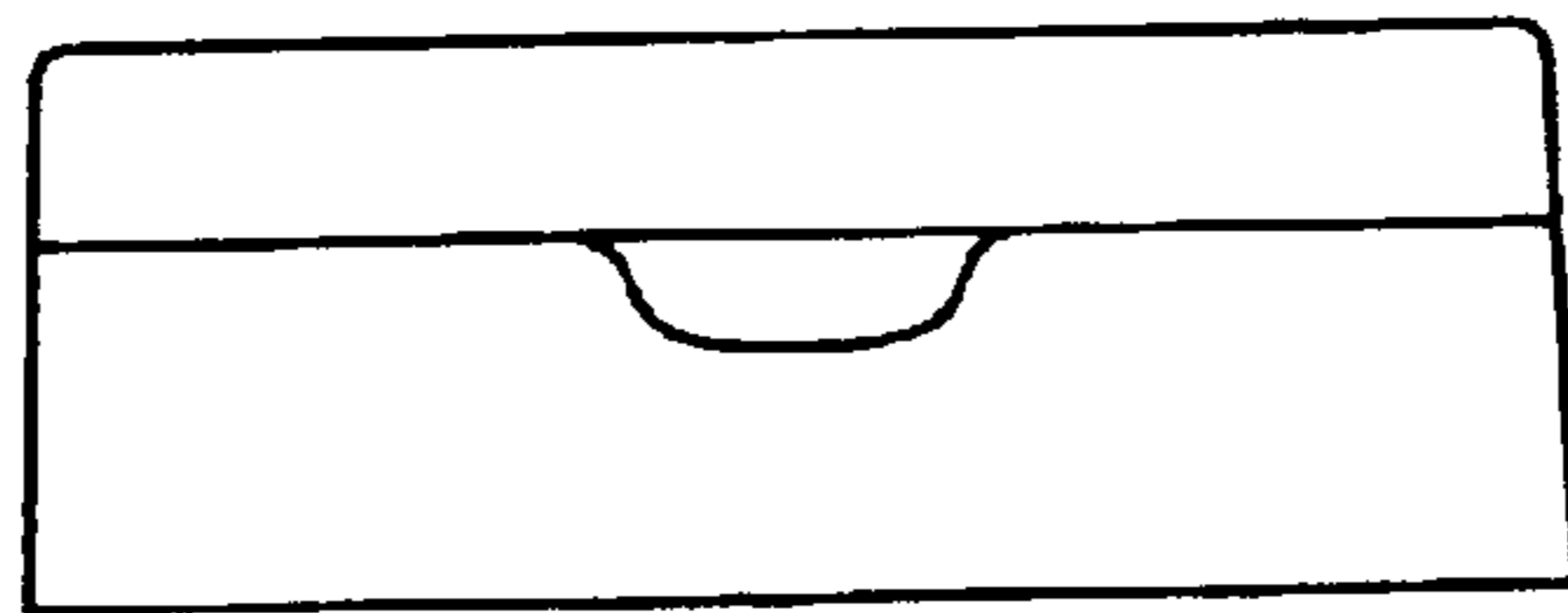


FIG. 4

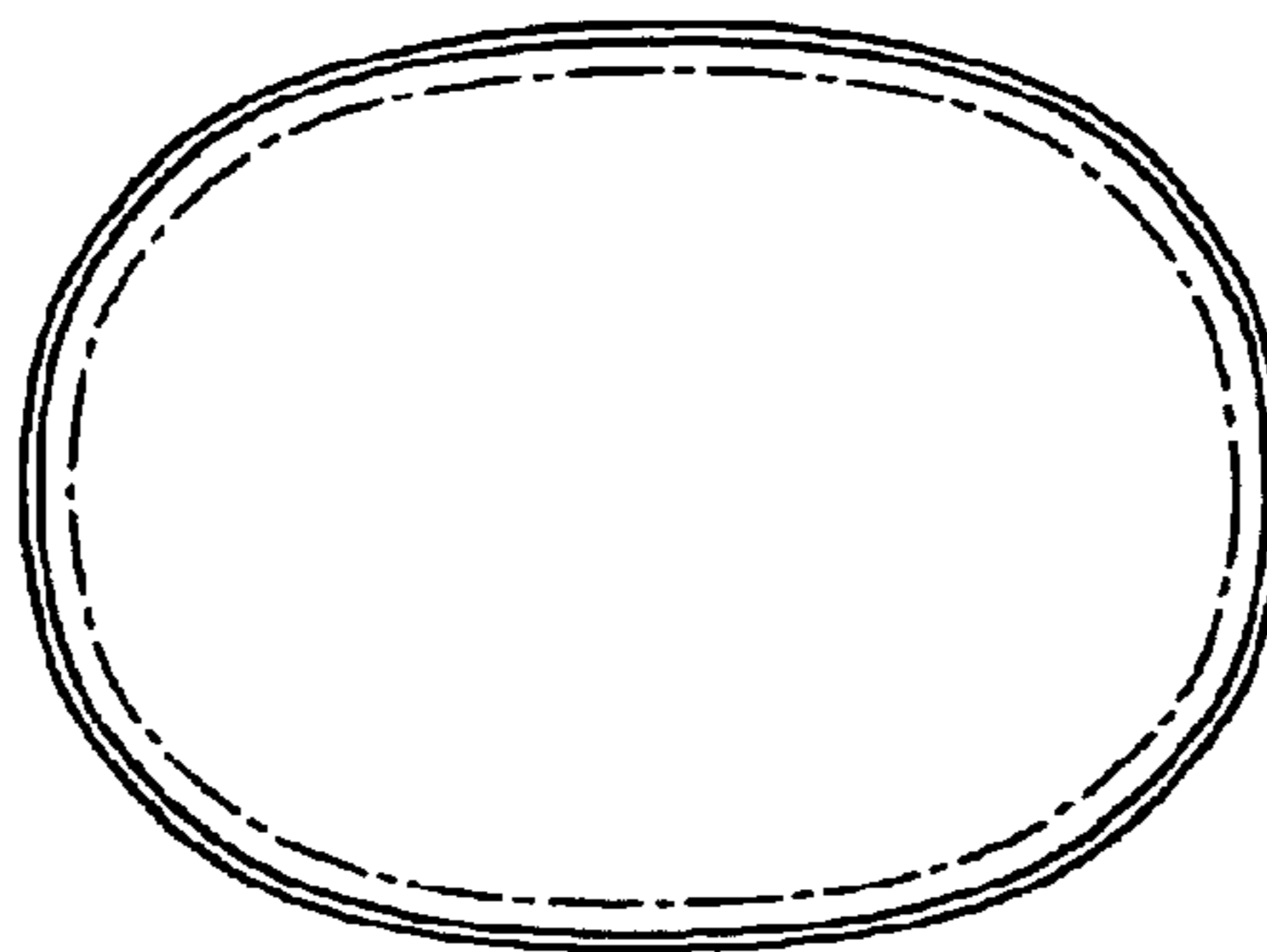


FIG. 5





FIG. 6



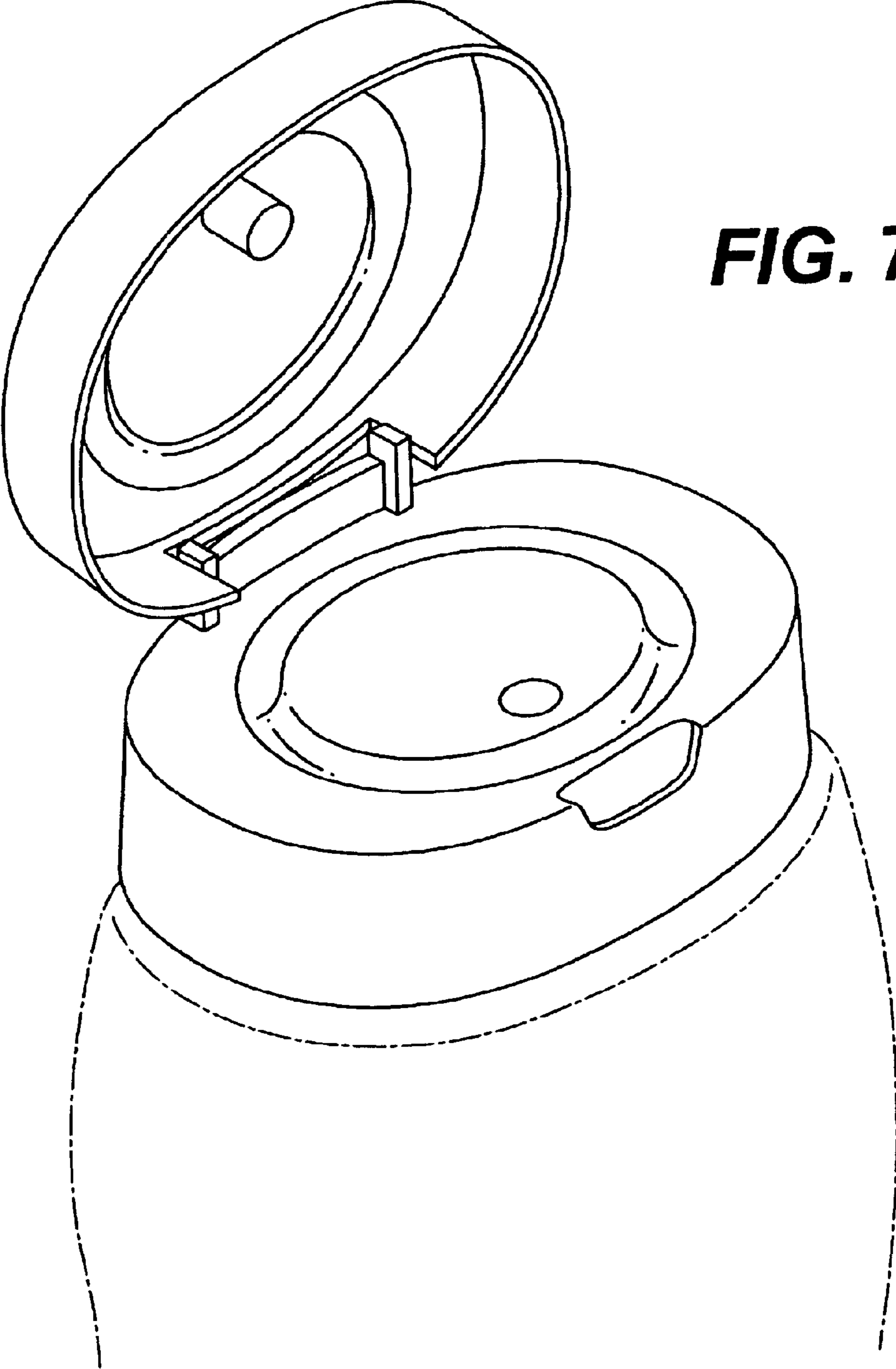


FIG. 7