



US00D513977S

(12) **United States Design Patent**
Nichols et al.

(10) **Patent No.: US D513,977 S**
(45) **Date of Patent: ** Jan. 31, 2006**

(54) **TABLET DISPENSER**

(75) Inventors: **Mark A. Nichols**, Boston, MA (US);
David G. Honan, Concord, MA (US)

(73) Assignee: **Wyeth**, Madison, NJ (US)

(**) Term: **14 Years**

(21) Appl. No.: **29/191,615**

(22) Filed: **Oct. 10, 2003**

(51) **LOC (8) Cl.** **09-07**

(52) **U.S. Cl.** **D9/417; D9/428**

(58) **Field of Classification Search** D9/417,
D9/414, 422, 424, 430, 428, 339, 341; D3/201,
D3/203; 206/528-534, 535-539, 533, 828;
221/37, 310

See application file for complete search history.

(56) **References Cited**

U.S. PATENT DOCUMENTS

3,162,301	A	*	12/1964	Cage, Jr.	206/535
3,984,000	A	*	10/1976	Miller	206/531
4,094,408	A	*	6/1978	Ford	206/534
4,223,801	A	*	9/1980	Carlson	221/3
D333,430	S	*	2/1993	Reiseneder	D9/418
D351,789	S	*	10/1994	Lee	D9/424
5,405,011	A	*	4/1995	Haber et al.	206/531
5,645,534	A	*	7/1997	Chanoch	604/189

D397,247	S	*	8/1998	Gardner et al.	D3/203
D476,886	S	*	7/2003	Christianson	D9/422
6,652,047	B1	*	11/2003	Maguire, Jr.	312/209

* cited by examiner

Primary Examiner—Prabhakar Deshmukh

(74) *Attorney, Agent, or Firm*—Woodcock Washburn LLP

(57) **CLAIM**

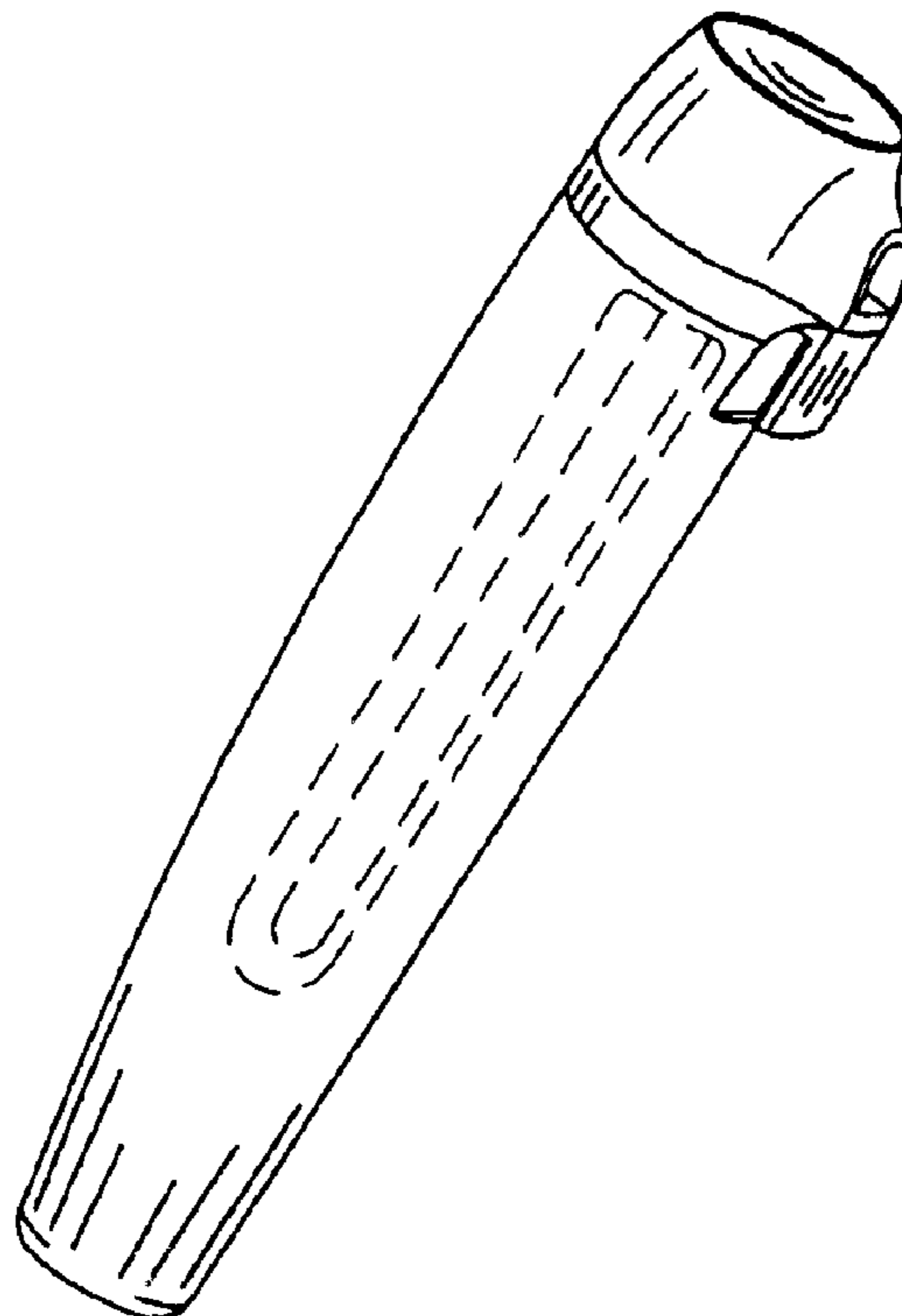
The ornamental design for a tablet dispenser, as shown and described.

DESCRIPTION

FIG. 1 is a perspective view of a tablet dispenser;
 FIG. 2 is a front side view of the tablet dispenser shown in FIG. 1;
 FIG. 3 is a right side view of the tablet dispenser shown in FIGS. 1 and 2;
 FIG. 4 is a top side view of the tablet dispenser shown in FIGS. 1-3;
 FIG. 5 is a back side view of the tablet dispenser shown in FIGS. 1-4;
 FIG. 6 is a left side view of the tablet dispenser shown in FIGS. 1-5; and,
 FIG. 7 is a bottom side view of the tablet dispenser shown in FIGS. 1-6.

The dashed lines are shown in the views for illustrative purposes only and form no part of the claimed design.

1 Claim, 3 Drawing Sheets



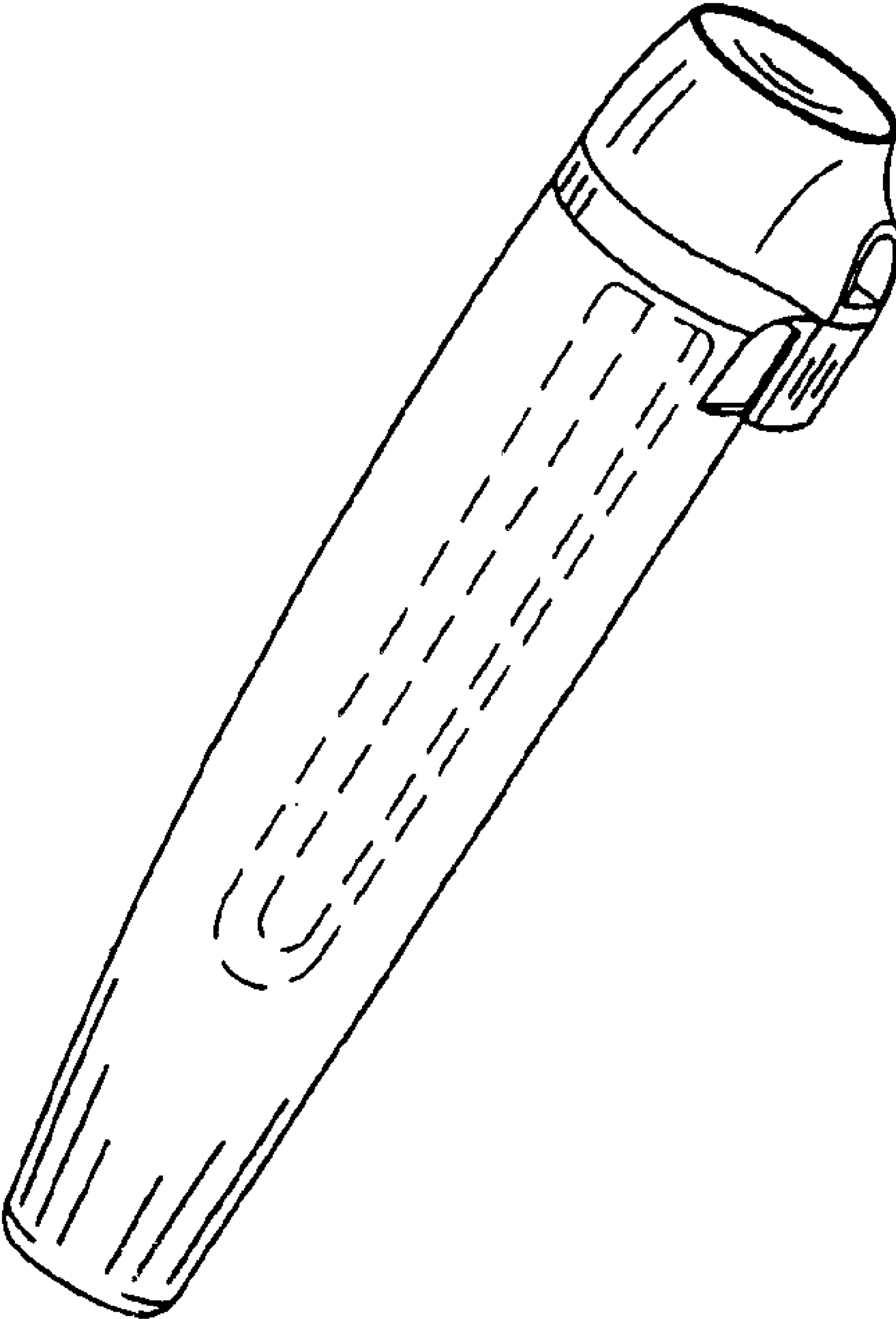


Fig. 1

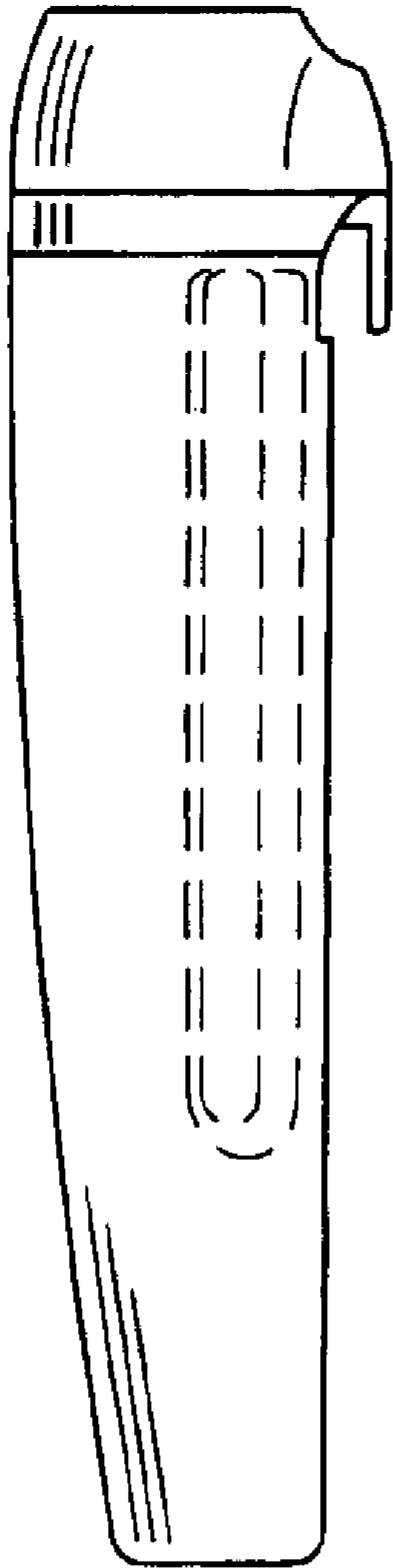


Fig. 2



Fig. 3

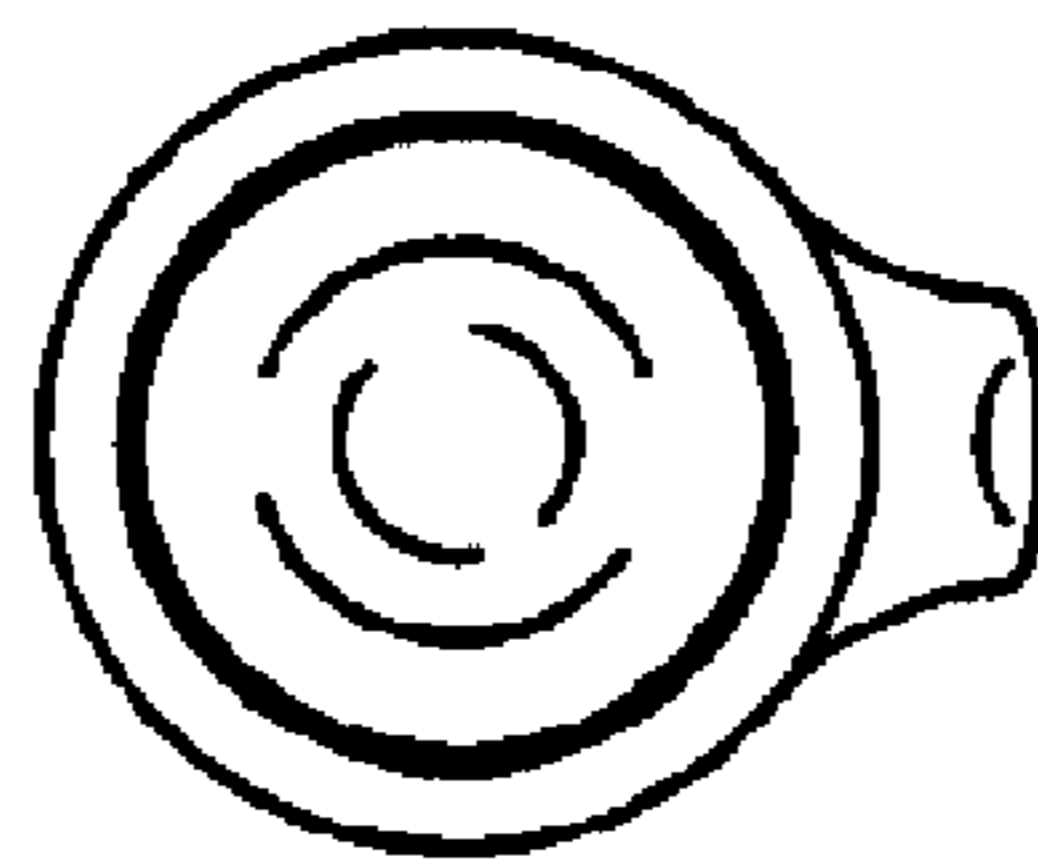


Fig. 4




Fig. 5

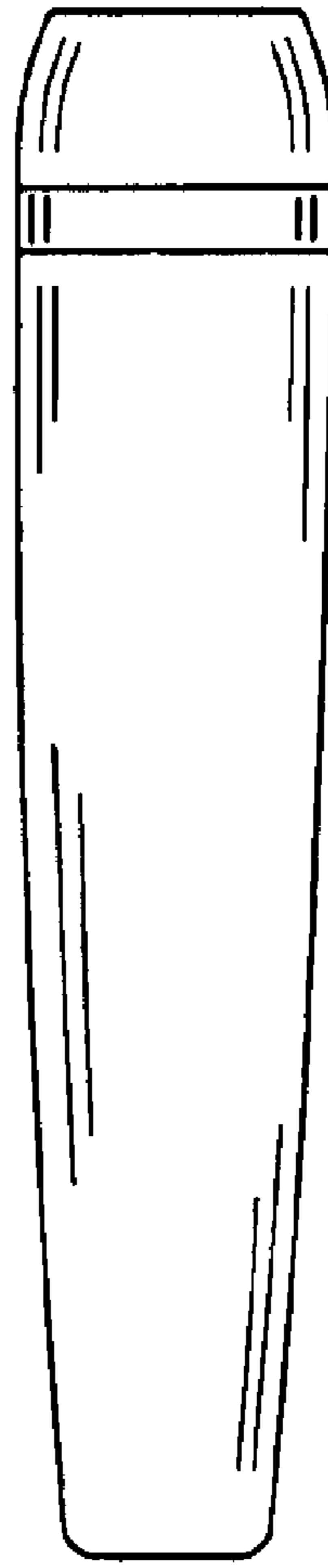


Fig. 6




Fig. 7