



US00D513974S

(12) **United States Design Patent**  
**Cheung**

(10) **Patent No.:** **US D513,974 S**  
(45) **Date of Patent:** **\*\* Jan. 31, 2006**

(54) **BINDING STRAP**

(76) **Inventor:** **Yingfai Cheung**, 1930 New Ave., #G,  
San Gabriel, CA (US) 91776

(\*\*) **Term:** **14 Years**

(21) **Appl. No.:** **29/200,843**

(22) **Filed:** **Mar. 5, 2004**

(51) **LOC (8) Cl.** ..... **08-08**

(52) **U.S. Cl.** ..... **D8/394; D8/396**

(58) **Field of Classification Search** ..... D8/356,  
D8/383, 394, 396; 24/16 PB, 17 AP, 30.5 P,  
24/30.5 S, 300-302, 339, DIG. 16; 248/58,  
248/60, 74.3

See application file for complete search history.

(56) **References Cited**

**U.S. PATENT DOCUMENTS**

1,926,359 A \* 9/1933 Anthony ..... 24/17 R

4,477,950 A \* 10/1984 Cisek et al. .... 24/30.5 P  
5,878,520 A \* 3/1999 Milbrandt et al. .... 40/665  
D496,860 S \* 10/2004 Mametja ..... D9/434

\* cited by examiner

*Primary Examiner*—Louis S. Zarfaz

*Assistant Examiner*—John Windmuller

(74) *Attorney, Agent, or Firm*—Raymond Y. Chan; David  
and Raymond

(57) **CLAIM**

The ornamental design for a binding strap, as shown.

**DESCRIPTION**

FIG. 1 is a perspective view showing my new design.

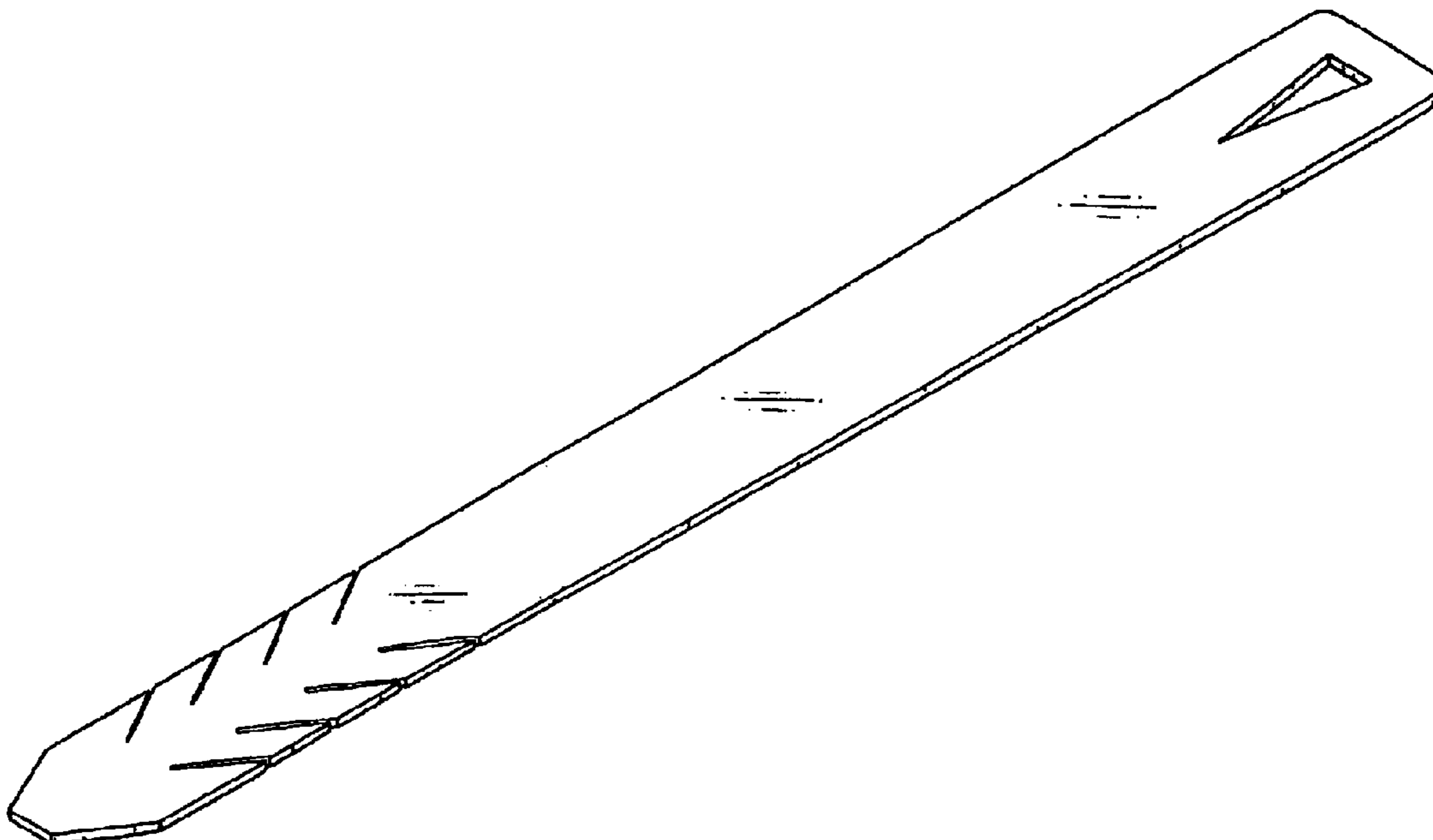
FIG. 2 is a side view thereof.

FIG. 3 is a front view thereof.

FIG. 4 is a rear view thereof; and,

FIG. 5 is a top view thereof.

**1 Claim, 5 Drawing Sheets**



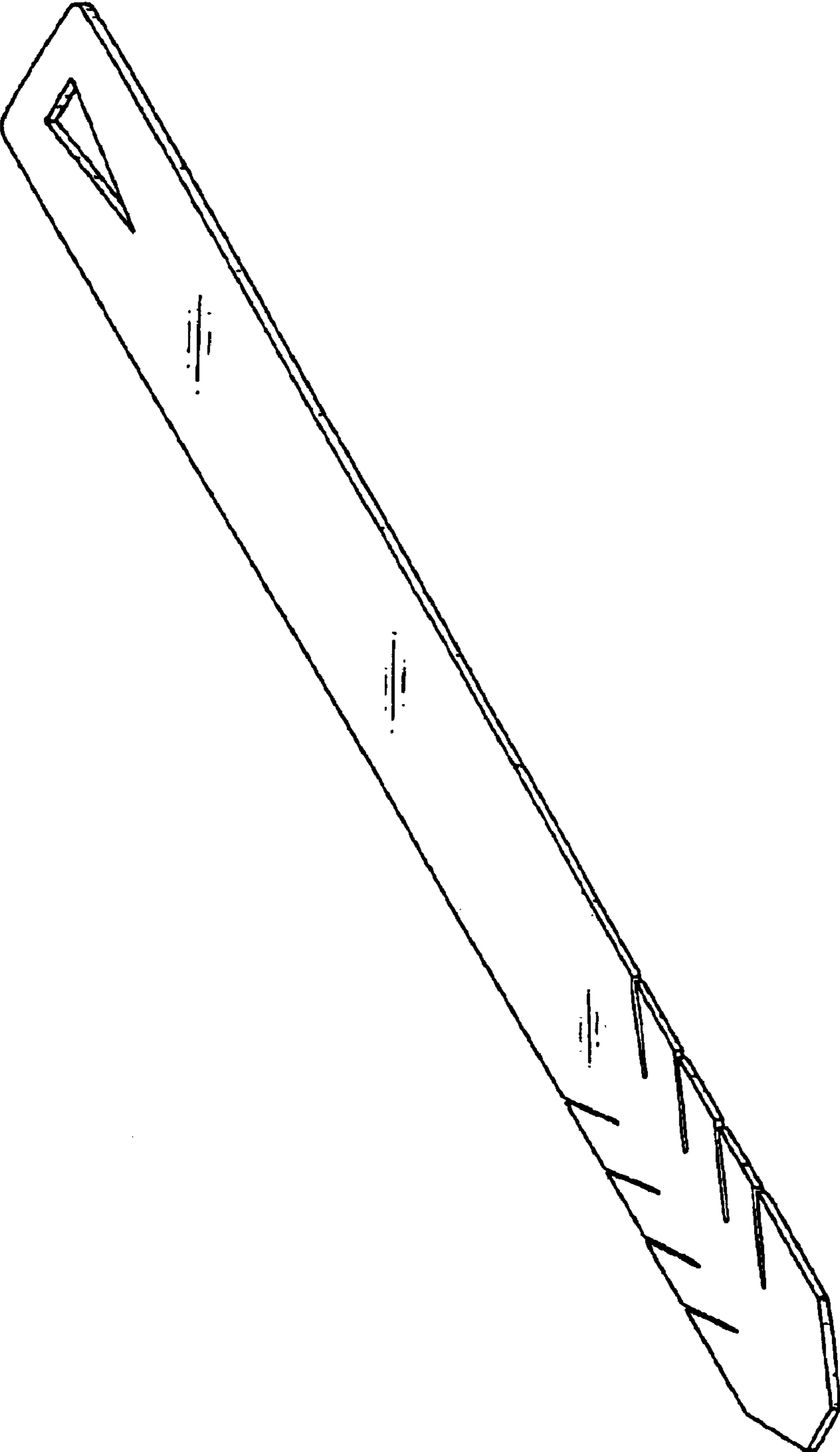


FIG. 1



FIG. 2

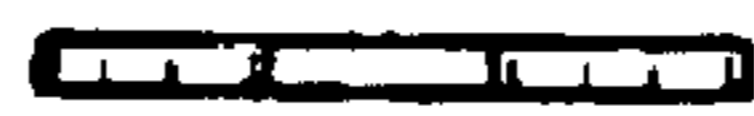


FIG. 3



FIG. 4




FIG. 5