



US00D513965S

(12) **United States Design Patent**
Bonnell

(10) **Patent No.:** **US D513,965 S**
(45) **Date of Patent:** **** Jan. 31, 2006**

(54) **CANAL SCREEN SUPPORT**

(75) **Inventor:** **Gary Bonnell**, New Port Richey, FL
(US)

(73) **Assignee:** **Brady Products Incorporated**, New
Port Richey, FL (US)

(**) **Term:** **14 Years**

(21) **Appl. No.:** **29/198,063**

(22) **Filed:** **Jan. 23, 2004**

(51) **LOC (8) Cl.** **08-05**

(52) **U.S. Cl.** **D8/354; D8/363**

(58) **Field of Classification Search** D8/363,
D8/354, 355, 356, 396; 249/231.31; 248/83,
248/85, 87, 80, 76, 49; 52/687; D7/190
See application file for complete search history.

(56) **References Cited**

U.S. PATENT DOCUMENTS

- D207,723 S * 5/1967 Kane D8/356
- D222,234 S * 10/1971 Imber D8/355
- D239,592 S * 4/1976 Anderson D8/354
- D246,826 S * 1/1978 Ilukowicz D8/354

- D250,631 S * 12/1978 Stephenson D8/354
- D251,179 S * 2/1979 Ilukowicz D8/354
- D257,221 S * 10/1980 Piesner D8/354
- D265,286 S * 7/1982 Baldwin D8/356
- 5,181,683 A * 1/1993 Smith 248/231.31

* cited by examiner

Primary Examiner—Ruth McInroy

Assistant Examiner—Terrence Huang

(74) *Attorney, Agent, or Firm*—Woodard, Emhardt,
Moriarty, McNett & Henry LLP

(57) **CLAIM**

I claim the ornamental design for a canal screen support, as shown and described.

DESCRIPTION

FIG. 1 is a front elevational view of a canal screen support, showing my new design.

FIG. 2 is a left side elevational view thereof;

FIG. 3 is a right side elevational view thereof;

FIG. 4 is a top plan view thereof;

FIG. 5 is a bottom plan view thereof; and,

FIG. 6 is a top right perspective view thereof.

1 Claim, 3 Drawing Sheets

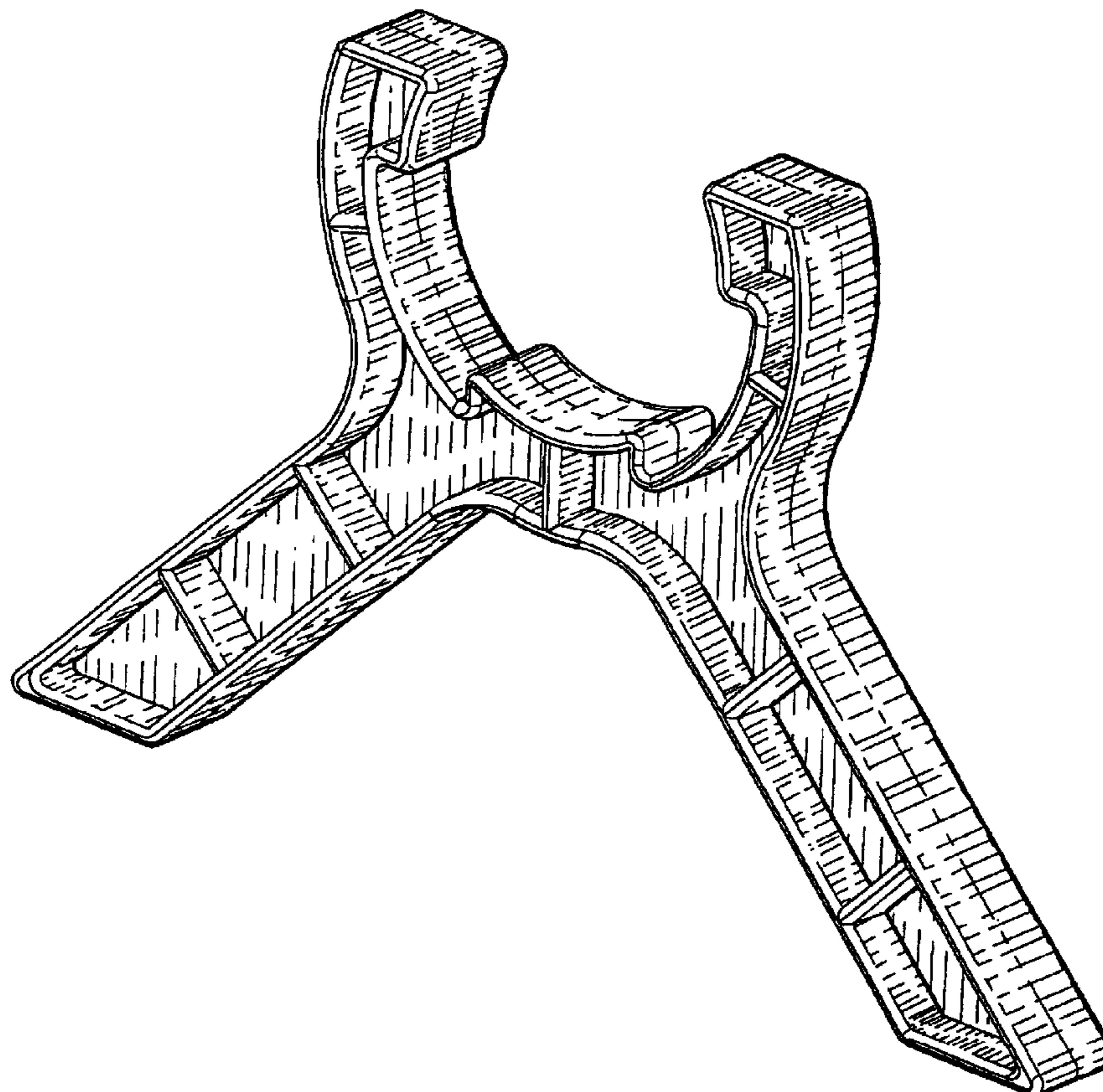




Fig. 3

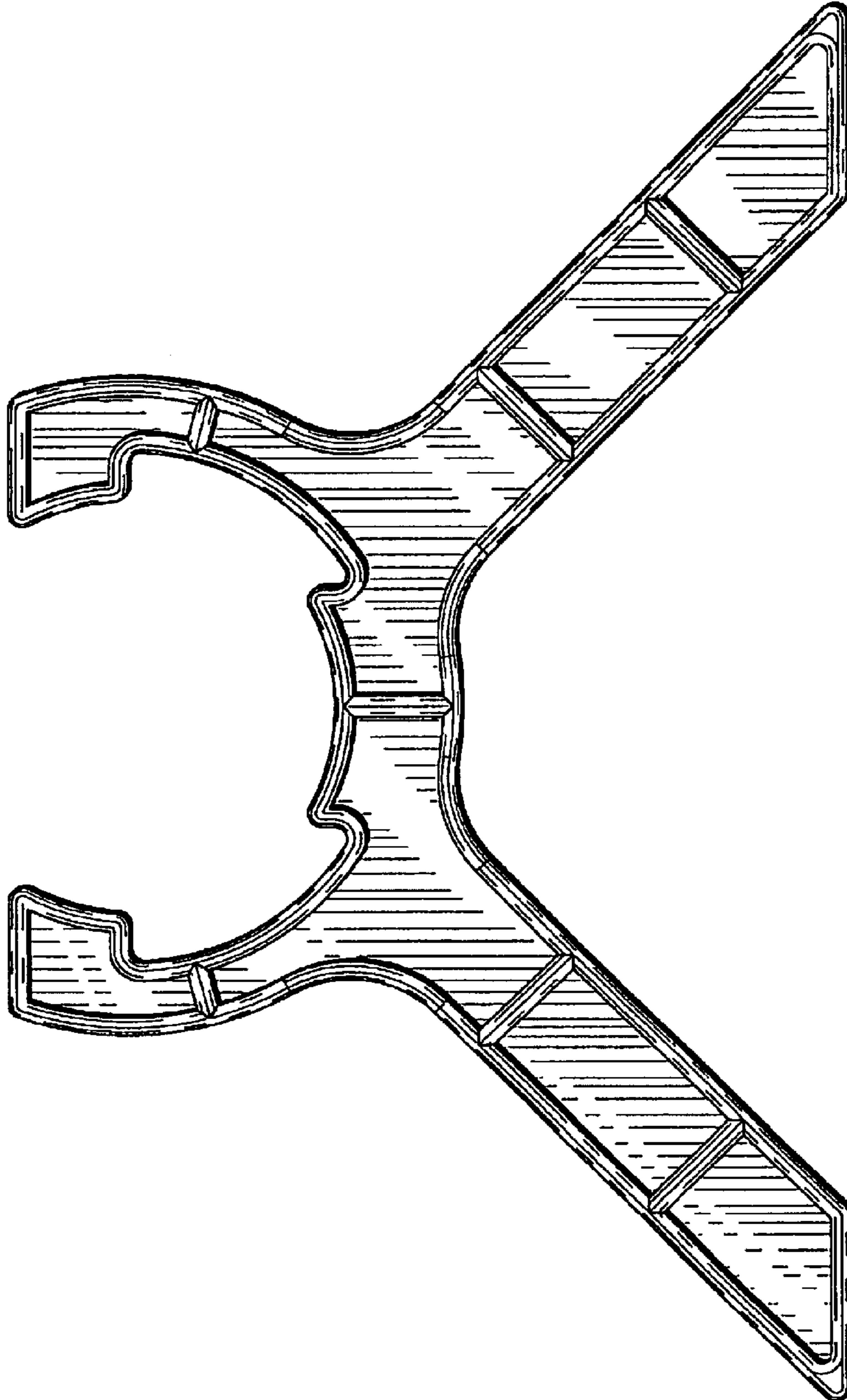


Fig. 1



Fig. 2

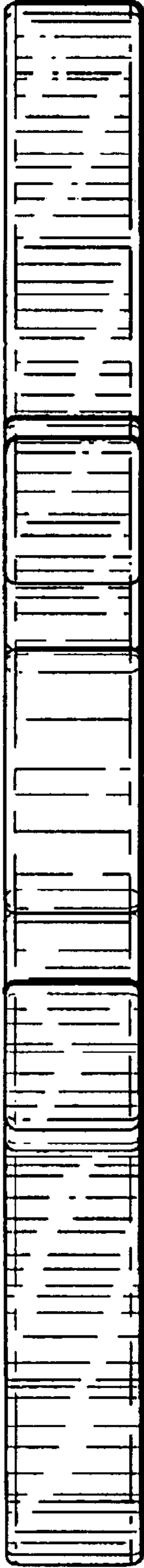


Fig. 4

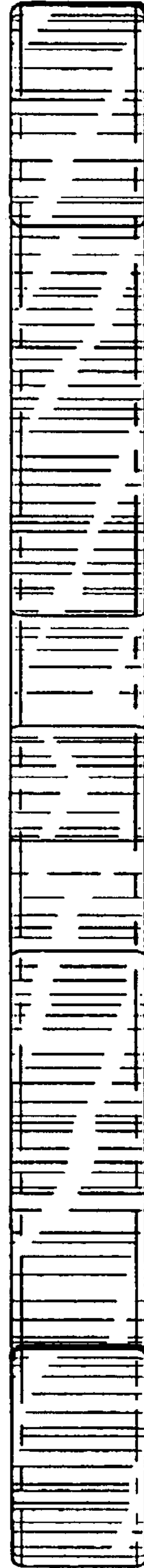


Fig. 5

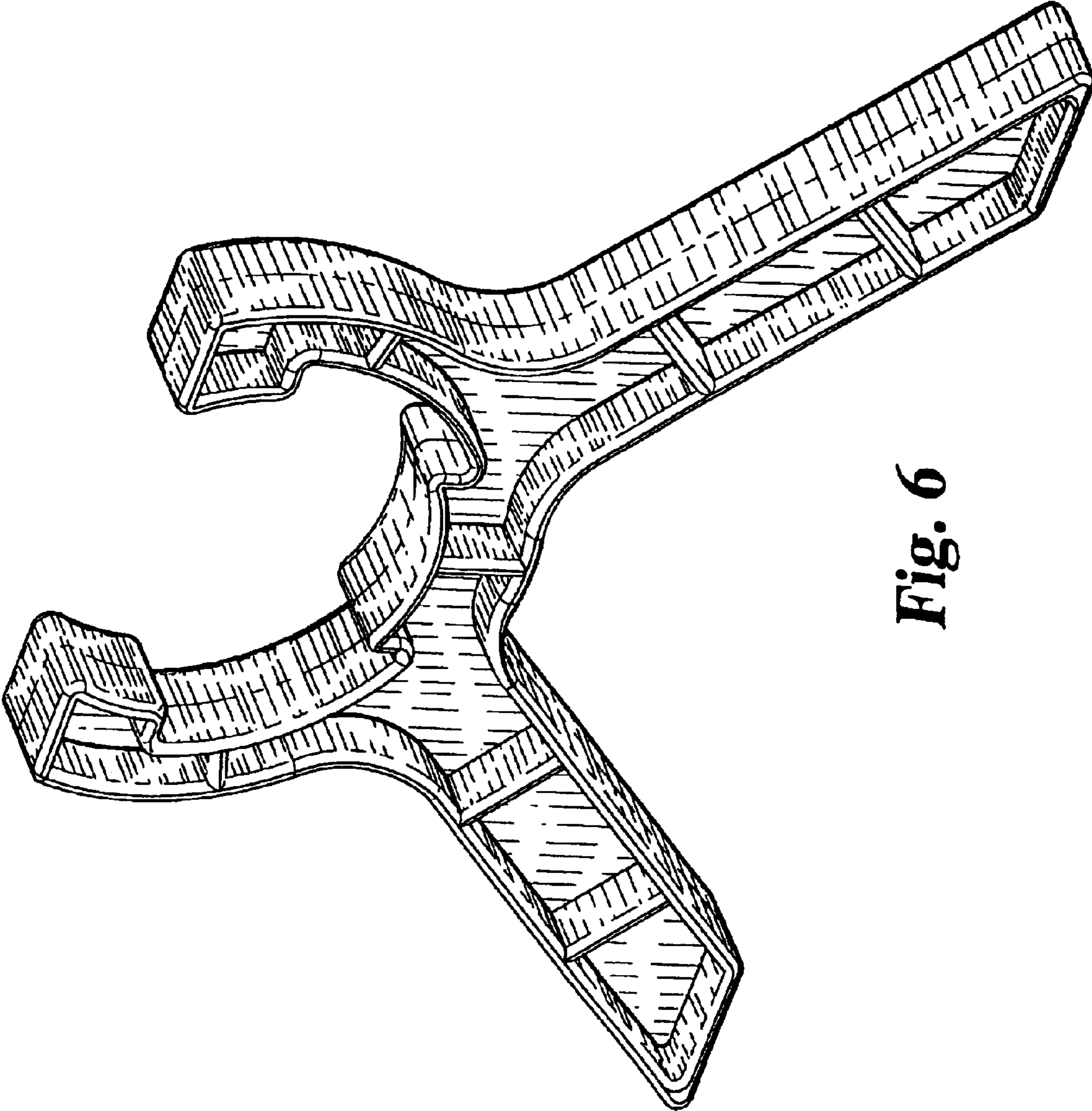


Fig. 6