

US00D513964S

(12) **United States Design Patent**  
**Overthun et al.**

(10) **Patent No.: US D513,964 S**  
(45) **Date of Patent: \*\* Jan. 31, 2006**

(54) **CLIP**

(76) Inventors: **Thomas Overthun**, 153 Divisadero St.,  
San Francisco, CA (US) 94117;  
**Annetta M. Papadopoulos**, 1155  
Lincoln Ave., Palo Alto, CA (US)  
94301; **Opher D. Tom-Tov**, 1073  
Carolina St., San Francisco, CA (US)  
94107

(\*\*) Term: **14 Years**

(21) Appl. No.: **29/181,810**

(22) Filed: **May 15, 2003**

(51) **LOC (8) Cl. .... 08-08**

(52) **U.S. Cl. .... D8/349**

(58) **Field of Classification Search** ..... D8/349,  
D8/371, 394-396, 373, 354, 367, 14, 356;  
248/316.7, 205.1, 300, 228; 24/587.1, 600.1,  
24/600.2, 599.3, 599.5, 599.6, 601.5, 599.7;  
59/88; 224/255; 119/792

See application file for complete search history.

(56) **References Cited**

**U.S. PATENT DOCUMENTS**

28,669 A \* 6/1860 Henshaw ..... 24/599.5  
453,877 A \* 6/1891 Bonfoey ..... 24/599.3  
1,085,455 A \* 1/1914 McCaul ..... 59/88

2,098,466 A \* 11/1937 Rodenbach ..... 24/599.7  
3,563,430 A \* 2/1971 Forrest ..... 224/255  
4,802,264 A \* 2/1989 Isenhardt ..... 24/587.1  
5,005,266 A \* 4/1991 Fister et al. .... 24/601.5  
D348,214 S \* 6/1994 Girardin ..... D8/367  
5,329,675 A \* 7/1994 McLean et al. .... 24/599.6  
D439,120 S \* 3/2001 Schuster ..... D8/14  
D468,997 S \* 1/2003 Chang ..... D8/356  
6,622,354 B1 \* 9/2003 Klingier ..... 24/601.5  
6,688,259 B2 \* 2/2004 Axel ..... 119/792

\* cited by examiner

*Primary Examiner*—Stacia Cadmus

*Assistant Examiner*—Terrence Huang

(74) *Attorney, Agent, or Firm*—Snell & Wilmer LLP

(57) **CLAIM**

The ornamental design for a clip, as shown.

**DESCRIPTION**

FIG. 1 is a side perspective view of the clip showing our new design;

FIG. 2 is a left side view of the clip of FIG. 1;

FIG. 3 is a right side view of the clip of FIG. 1;

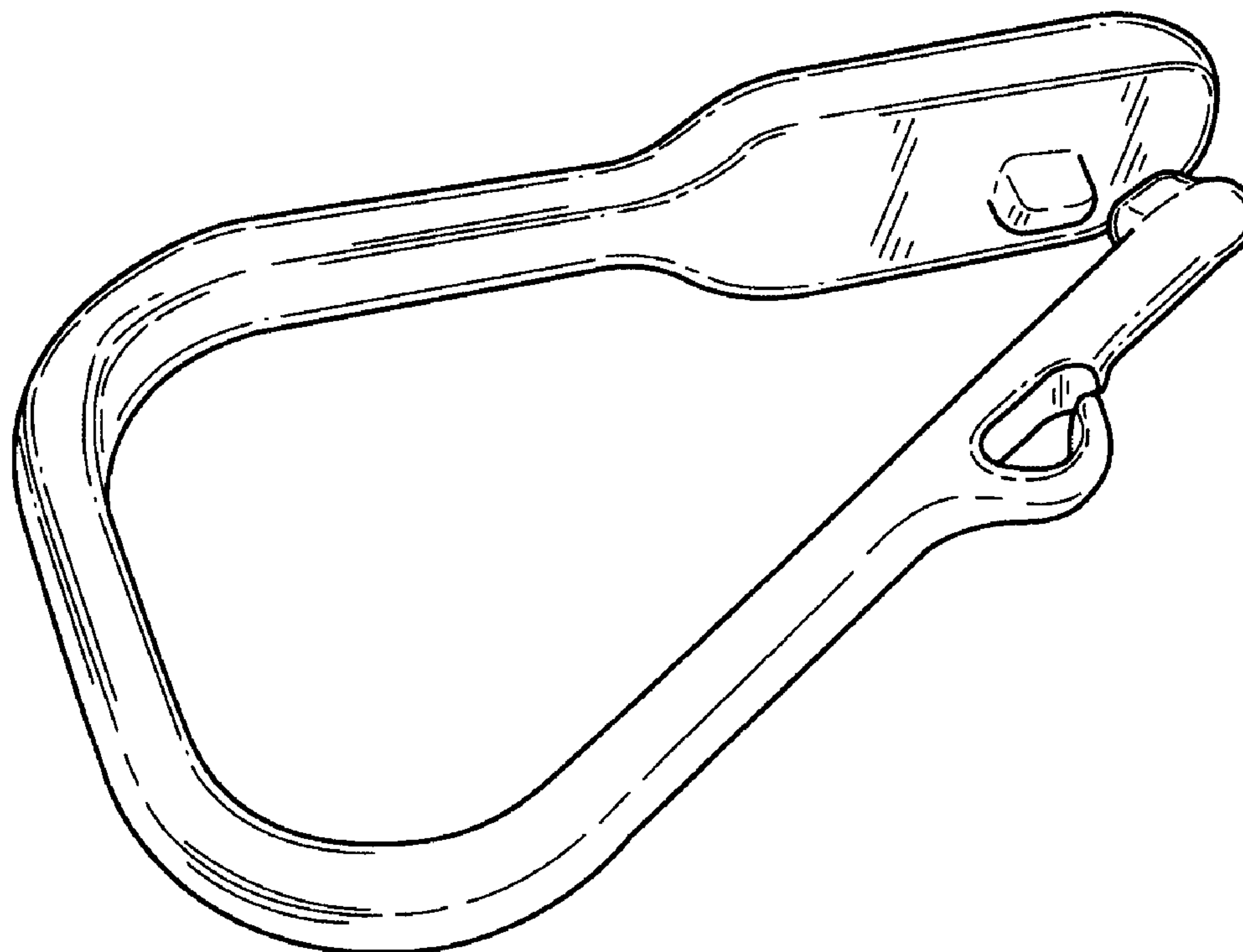
FIG. 4 is a back view of the clip of FIG. 1;

FIG. 5 is a front view of the clip of FIG. 1; and

FIG. 6 is a top view of the clip of FIG. 1; and,

FIG. 7 is a bottom view of the clip of FIG. 1.

**1 Claim, 3 Drawing Sheets**



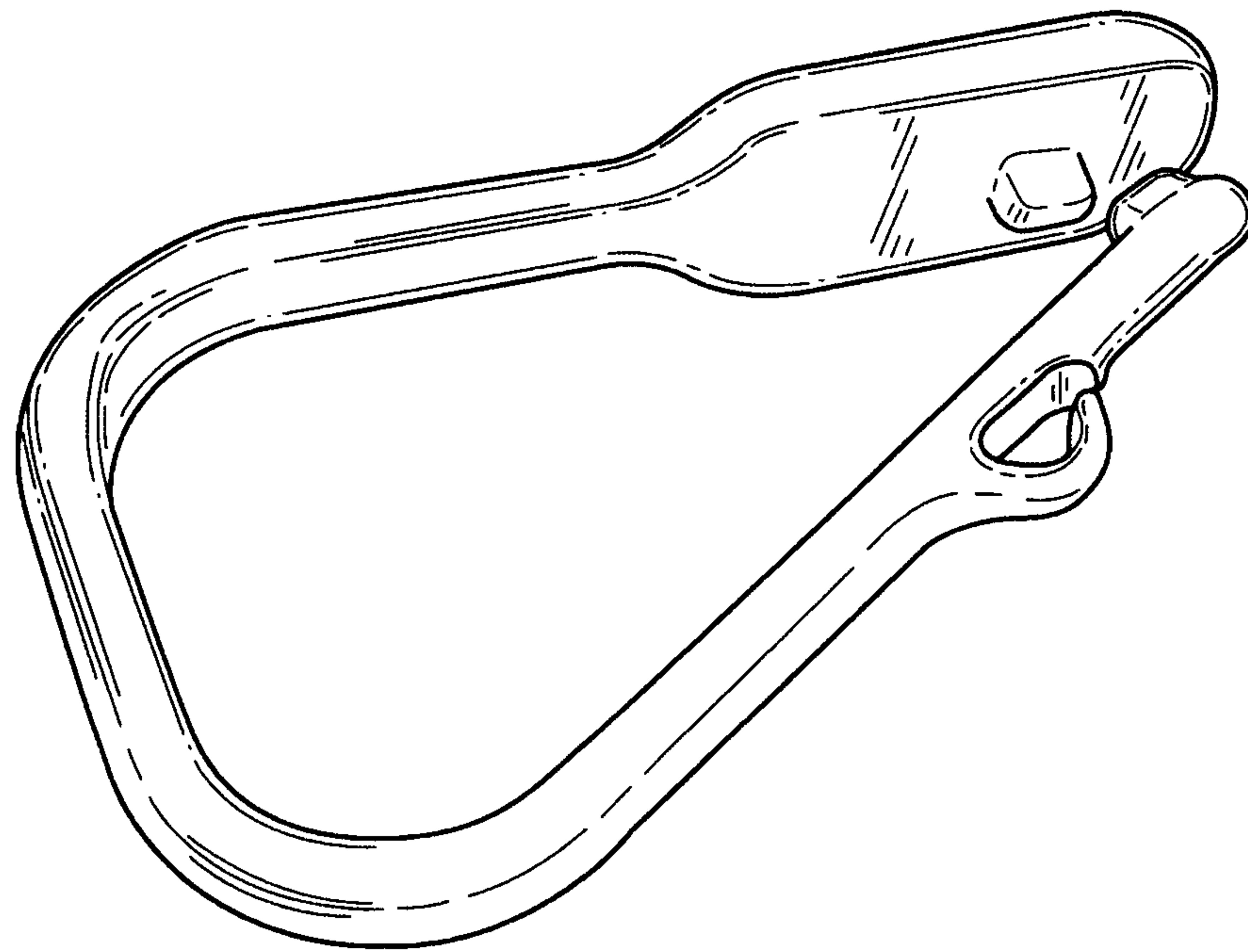


FIG. 1

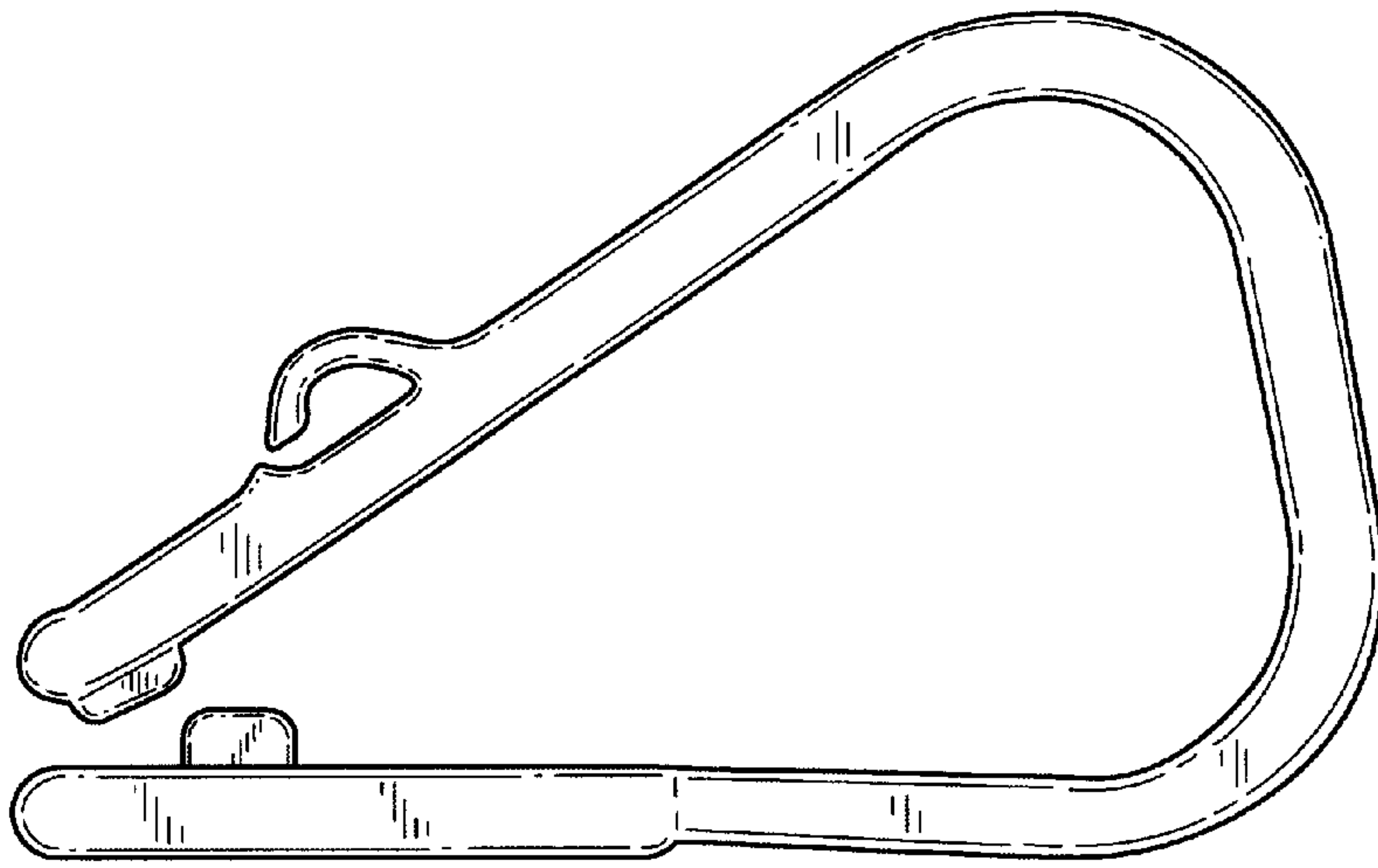


FIG. 2

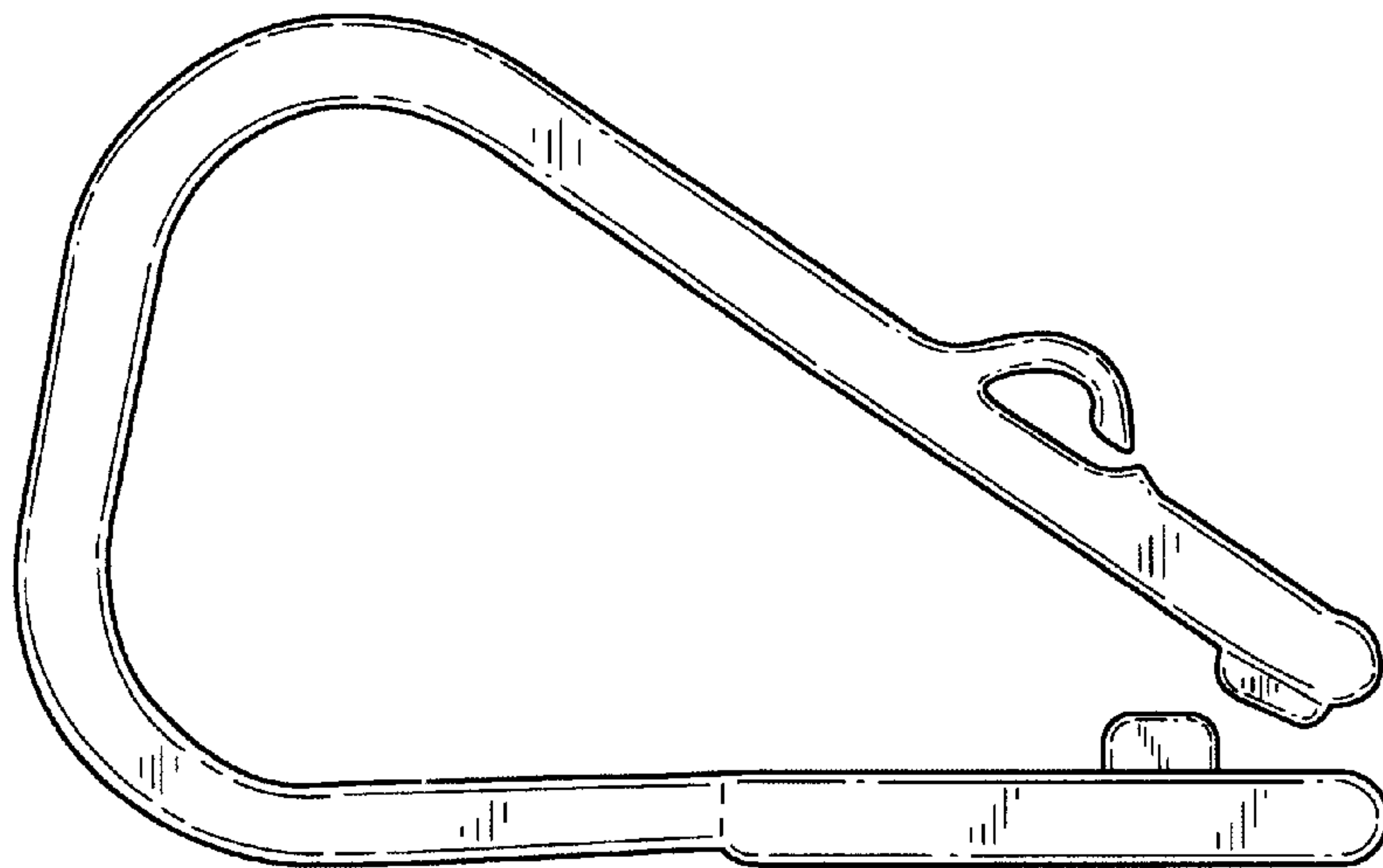


FIG. 3

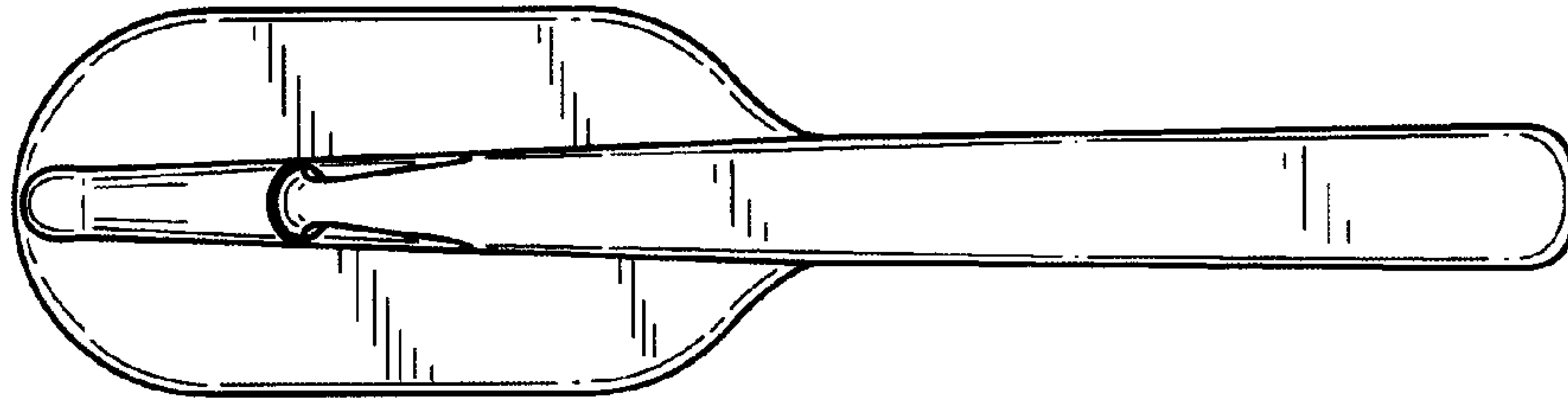


FIG. 4

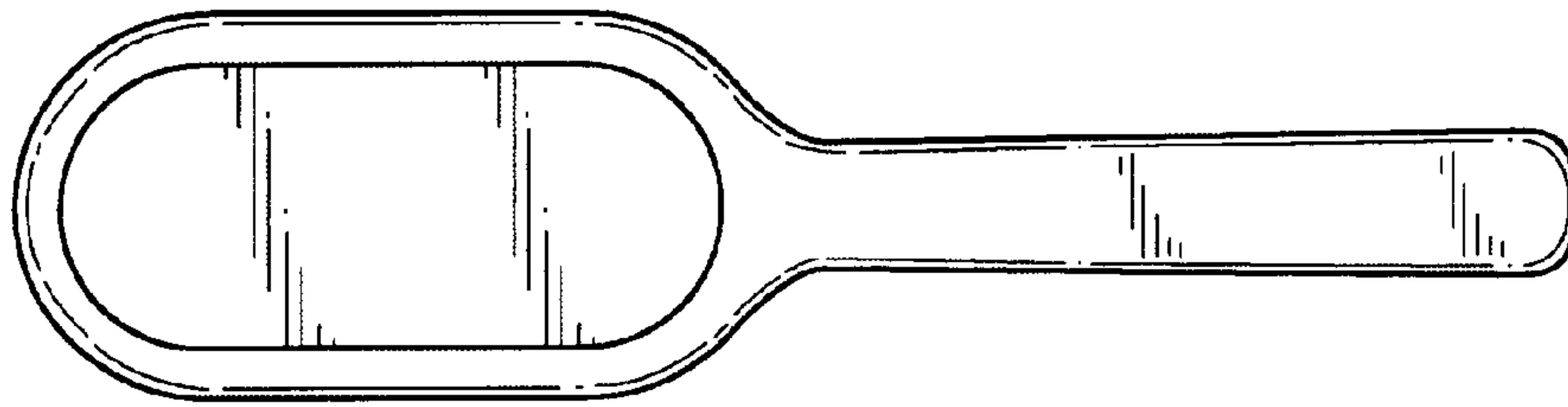


FIG. 5

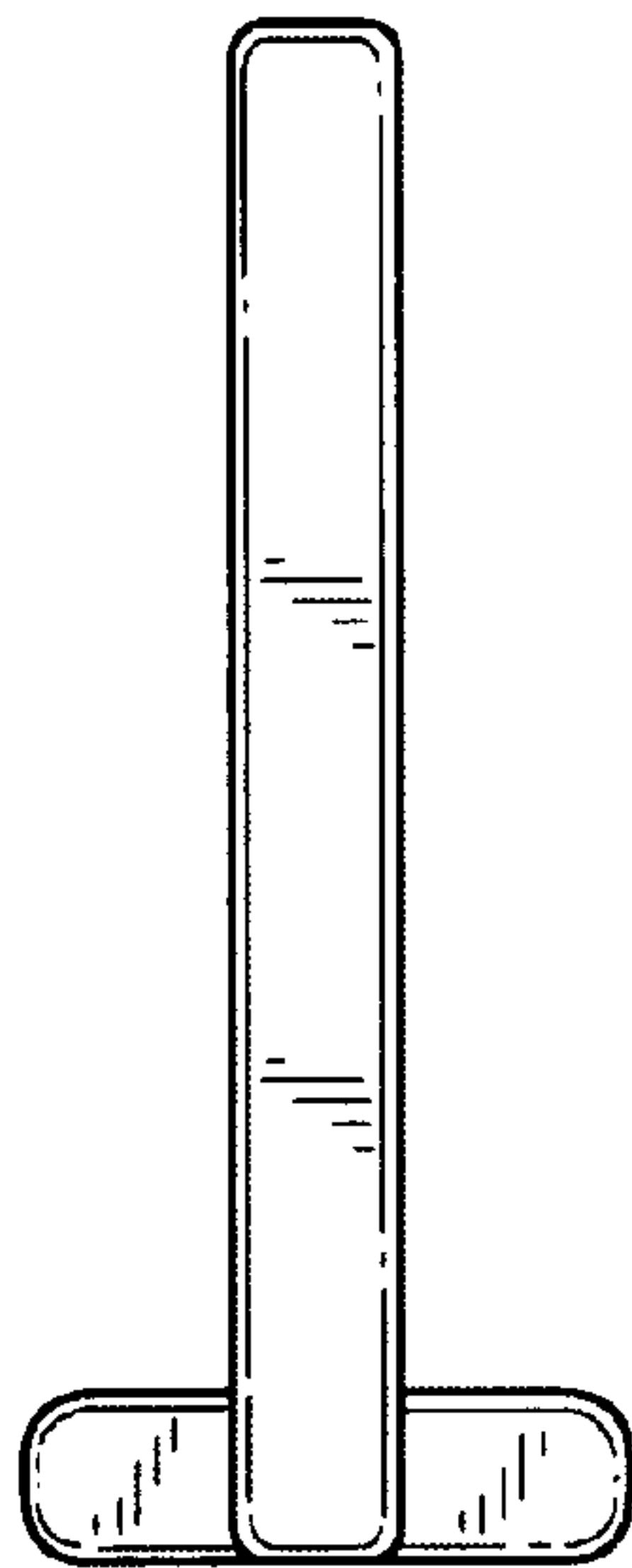


FIG. 6

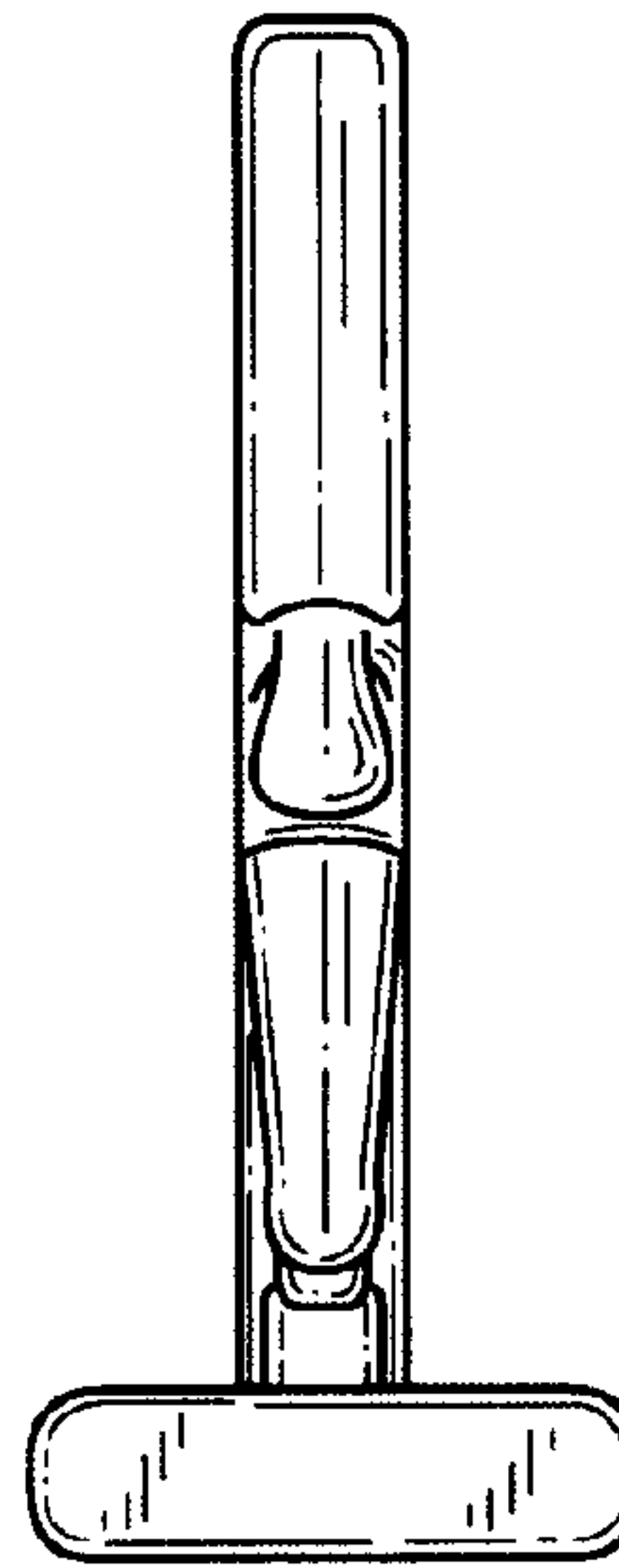


FIG. 7