



US00D513957S

(12) **United States Design Patent**
Thirouin

(10) **Patent No.:** **US D513,957 S**
(45) **Date of Patent:** **** Jan. 31, 2006**

(54) **KNIFE HANDLE**
(75) **Inventor:** **Stéphane Thirouin, Paris (FR)**
(73) **Assignee:** **FACOM, Morangis (FR)**
(**) **Term:** **14 Years**

D373,062 S * 8/1996 Neron D8/99
D391,464 S * 3/1998 Barre et al. D8/99
D397,017 S * 8/1998 Pardue D8/99
D433,303 S * 11/2000 Park D8/99
D472,446 S * 4/2003 Brown D8/99
D474,392 S * 5/2003 Lang D8/99
D476,877 S * 7/2003 Lang D8/99

(21) **Appl. No.:** **29/203,365**
(22) **Filed:** **Apr. 14, 2004**
(30) **Foreign Application Priority Data**

Mar. 11, 2004 (EP) 000145495

(51) **LOC (8) Cl.** **08-03**
(52) **U.S. Cl.** **D8/99**
(58) **Field of Classification Search** D8/98,
D8/99, 107, 105; 30/155, 156, 157, 158,
30/159, 160, 161, 162; D22/118
See application file for complete search history.

(56) **References Cited**

U.S. PATENT DOCUMENTS

D304,154 S * 10/1989 Osterhout D8/99
D306,393 S * 3/1990 Malochet D8/99
D355,106 S * 2/1995 Yoshimoto D8/99
D357,166 S * 4/1995 Concari D8/107

* cited by examiner

Primary Examiner—Philip S. Hyder
(74) *Attorney, Agent, or Firm*—George A. Seaby

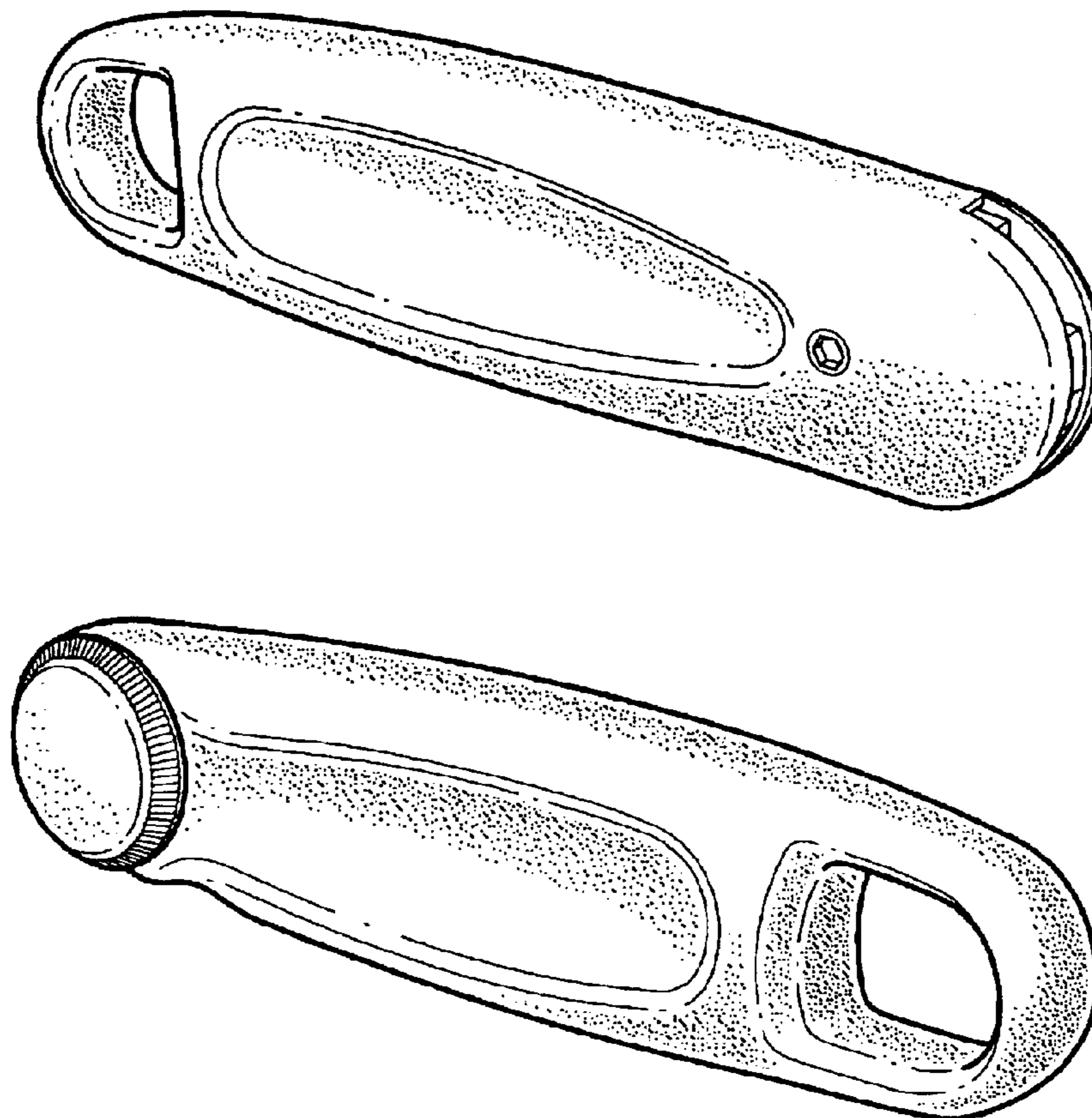
(57) **CLAIM**

The ornamental design for a knife handle, as shown and described.

DESCRIPTION

FIGS. 1 and 2 are side elevational views of the two sides of the knife handle;
FIG. 3 is a perspective view thereof as seen from one end and one side;
FIG. 4 is a perspective view thereof as seen from the other side and end thereof;
FIG. 5 is a top elevational view thereof; and,
FIG. 6 is a bottom elevational view thereof.

1 Claim, 2 Drawing Sheets



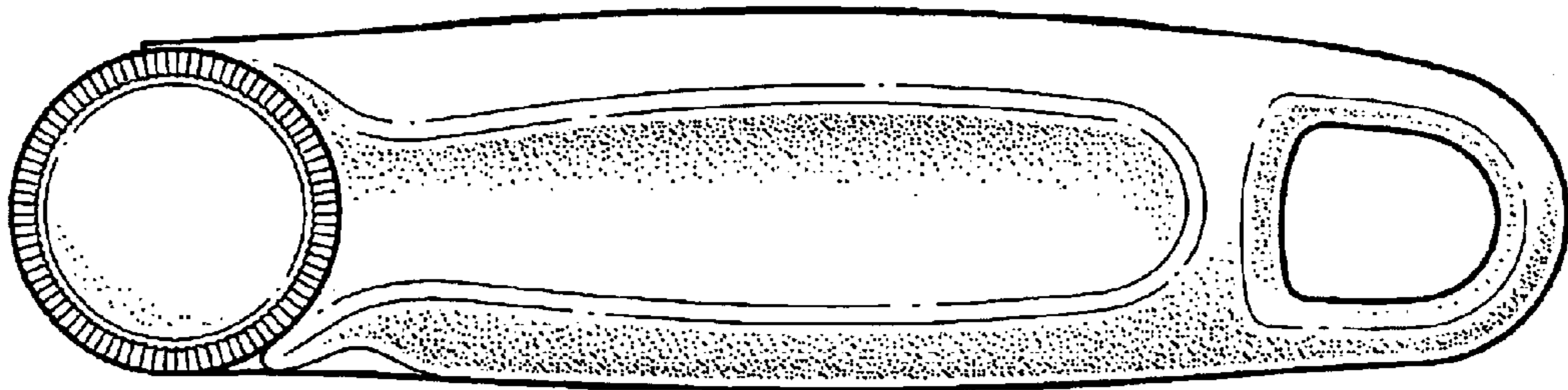


FIG. 1

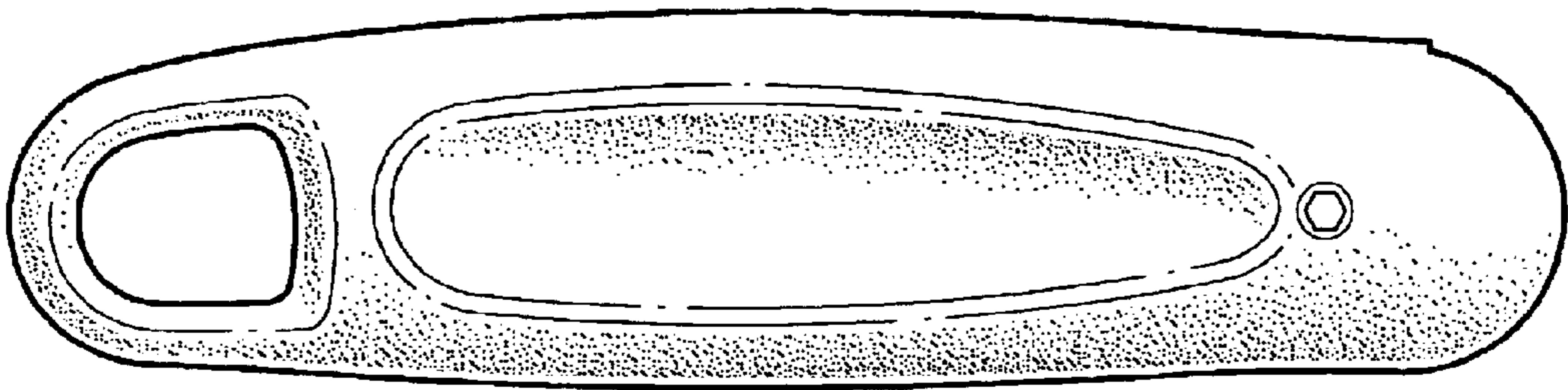


FIG. 2

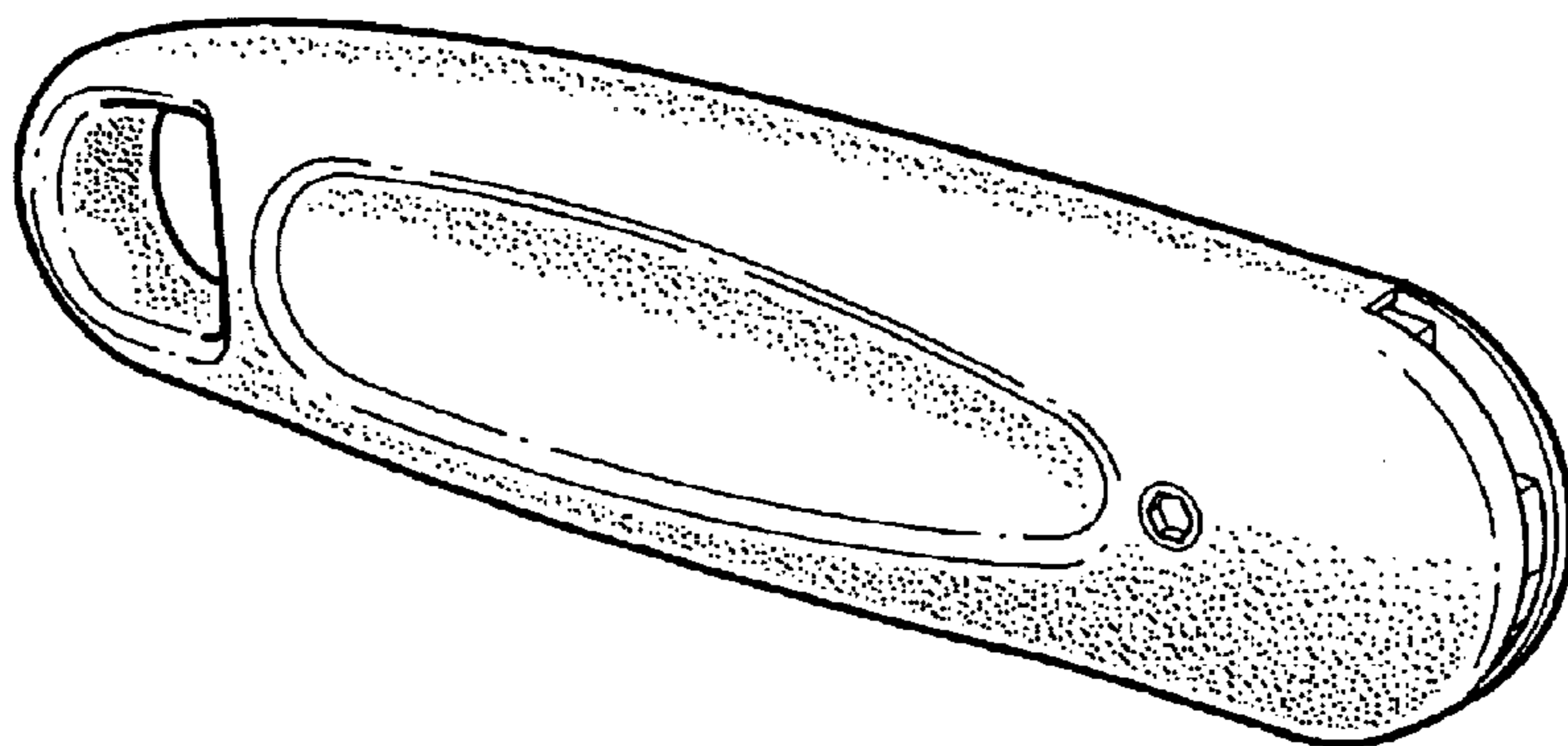


FIG. 3

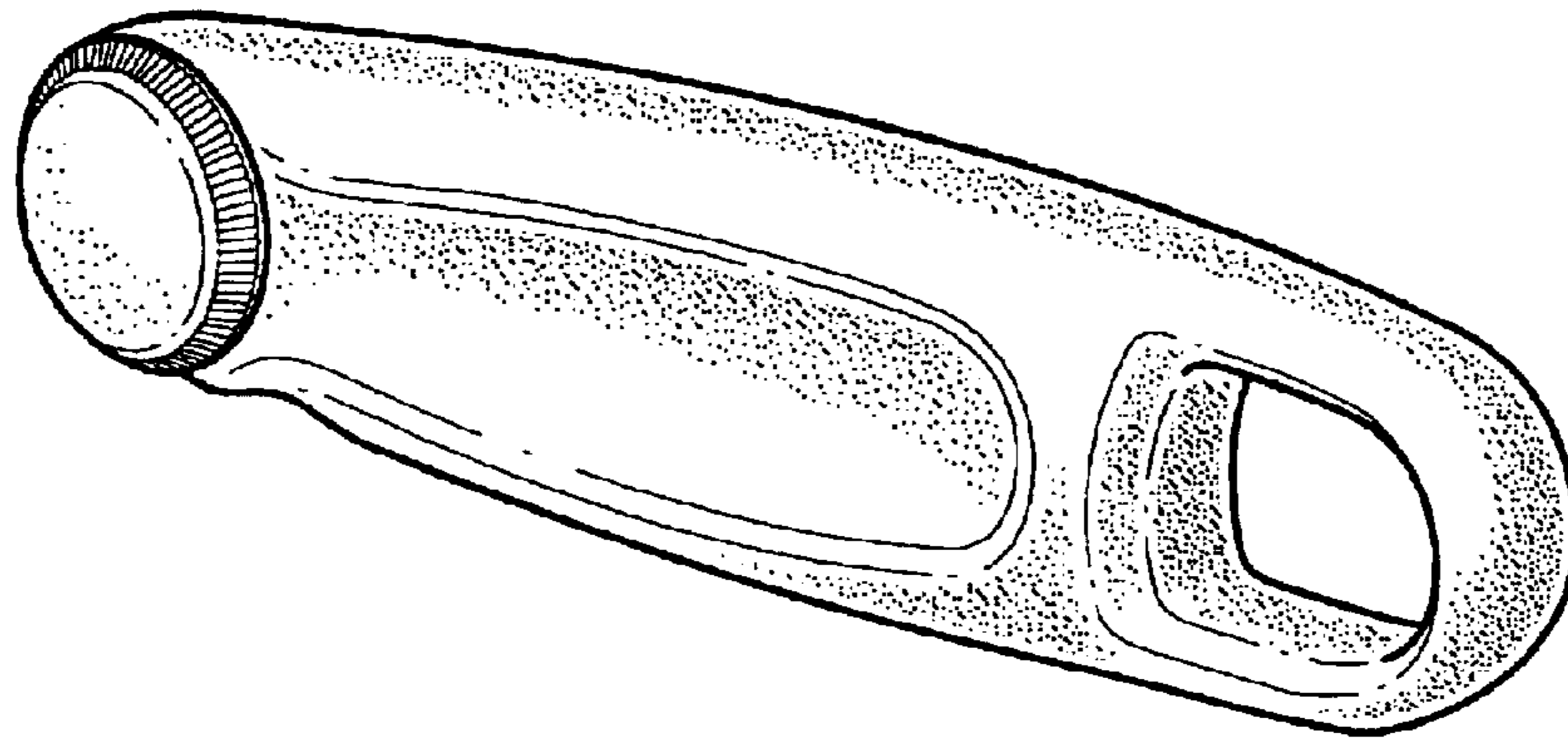


FIG. 4

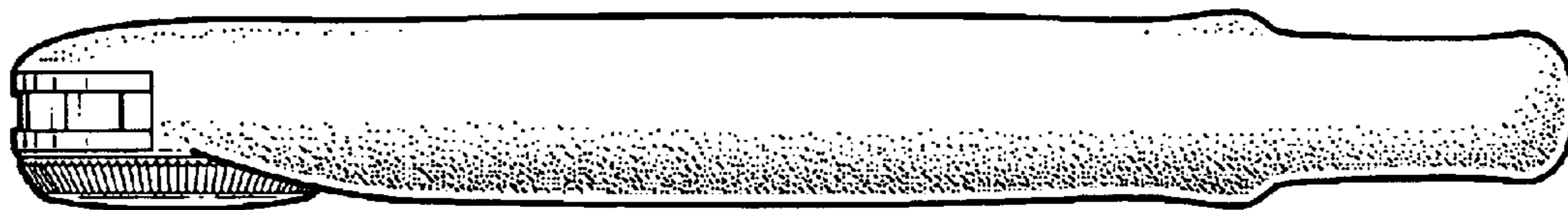


FIG. 5




FIG. 6