



US00D513956S

(12) **United States Design Patent**
Tran

(10) **Patent No.:** **US D513,956 S**
(45) **Date of Patent:** **** Jan. 31, 2006**

(54) **FOLDING SAW**

D468,615 S * 1/2003 Kanzawa D8/97
D500,240 S 12/2004 Fancelli

(75) Inventor: **Nghiem Duy Tran**, Corona, CA (US)

(73) Assignee: **Corona Clipper, Inc.**, Corona, CA (US)

(**) Term: **14 Years**

(21) Appl. No.: **29/203,555**

(22) Filed: **Apr. 15, 2004**

(51) **LOC (8) Cl.** **08-03**

(52) **U.S. Cl.** **D8/95**

(58) **Field of Classification Search** D8/95,
D8/96, 97, 98, 99, 107; 30/511, 512, 513,
30/514, 515, 516, 517, 519

See application file for complete search history.

(56) **References Cited**

U.S. PATENT DOCUMENTS

D307,383 S * 4/1990 Huang D8/97
D430,785 S * 9/2000 Eriksson et al. D8/97
6,125,544 A * 10/2000 Eriksson et al. 30/166.3
D436,013 S * 1/2001 Eriksson et al. D8/95
D440,855 S * 4/2001 Wang D8/97
D464,861 S * 10/2002 Chen D8/97
D466,784 S * 12/2002 Chen D8/97
D468,614 S * 1/2003 Kanzawa D8/97

OTHER PUBLICATIONS

Sherill Catalog, Winter 2003, p. 3, Saws, found on Google Catalogs.*

Photograph copy of FELCO's Folding Saw.

* cited by examiner

Primary Examiner—Philip S. Hyder

(57) **CLAIM**

I claim the ornamental design for a folding saw, as shown and described.

DESCRIPTION

FIG. 1 is a top view of the folding saw according to the present invention;

FIG. 2 is a left side view of the folding saw according to the present invention;

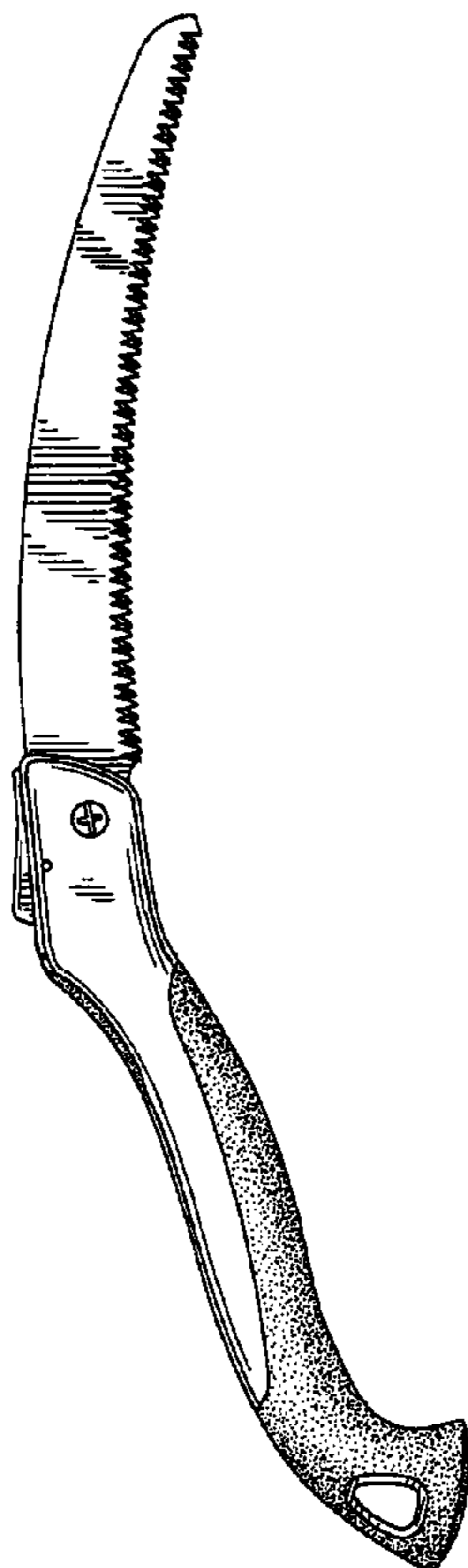
FIG. 3 is a right side view of the folding saw according to the present invention;

FIG. 4 is a bottom view of the folding saw according to the present invention;

FIG. 5 is a back view of the folding saw according to the present invention; and,

FIG. 6 is a front view of the folding saw according to the present invention.

1 Claim, 2 Drawing Sheets



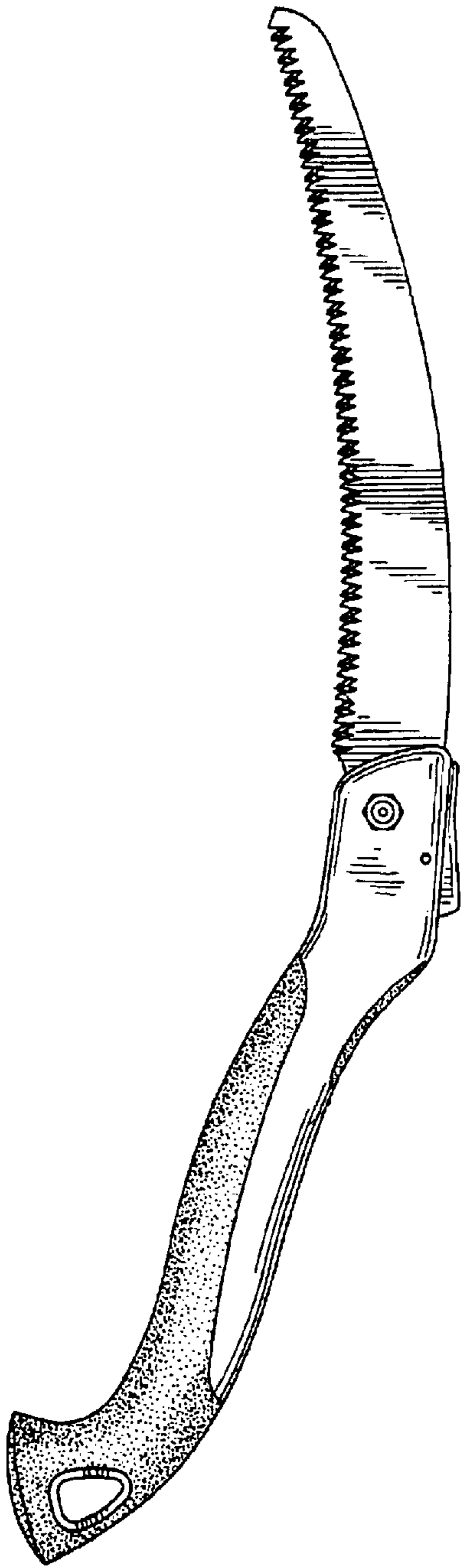


FIG. 2

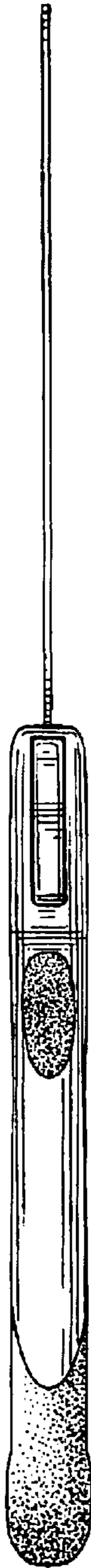


FIG. 1

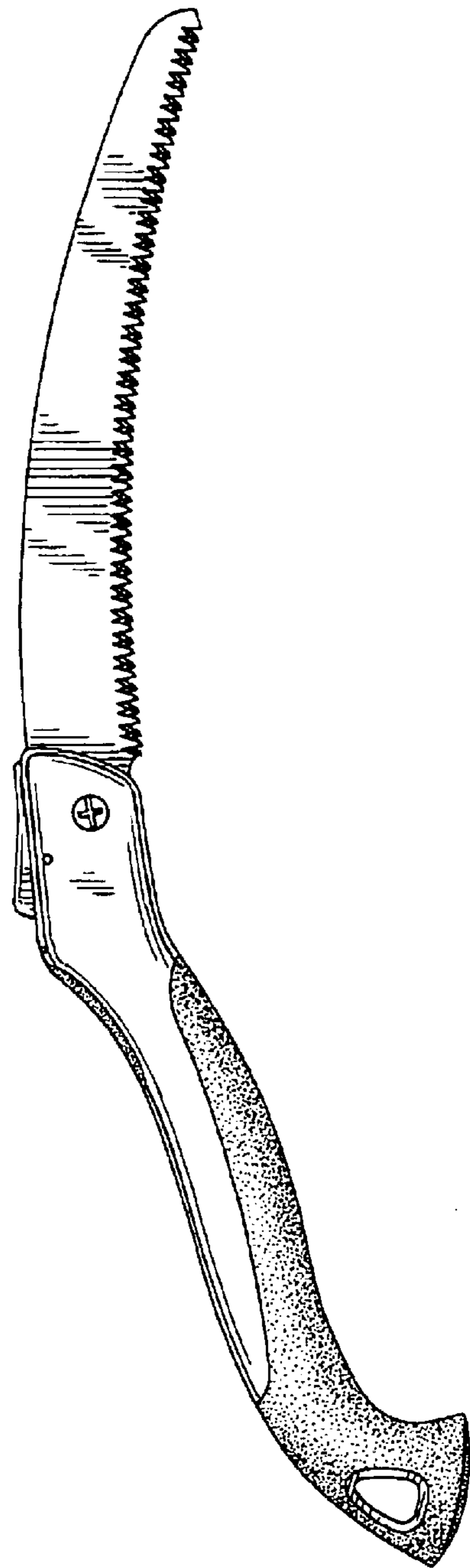


FIG. 3



FIG. 4



FIG. 6



FIG. 5