



US00D513952S

(12) **United States Design Patent**  
Lee et al.

(10) **Patent No.:** US D513,952 S  
(45) **Date of Patent:** \*\* Jan. 31, 2006

(54) **SAW BLADE**  
(75) Inventors: **Chang Hyun Lee, Gyeonggi-do (KR);  
In Seok Choi, Gyeonggi-do (KR)**  
(73) Assignee: **Ehwa Diamond Ind. Co., Ltd.,  
Kyongki-Do (KR)**  
(\*\*) Term: **14 Years**

(21) Appl. No.: **29/190,443**  
(22) Filed: **Sep. 18, 2003**

(30) **Foreign Application Priority Data**  
Jul. 30, 2003 (KR) ..... 30-2003-0021664  
(51) **LOC (8) Cl.** ..... **08-03**  
(52) **U.S. Cl.** ..... **D8/70**  
(58) **Field of Classification Search** ..... D8/61,  
D8/64, 66, 70; D15/133, 138, 139, 140; 30/307,  
30/347, 355, 388, 389-391; 83/663, 676,  
83/835-838, 846-855; 135/13.01, 15; 451/540-547  
See application file for complete search history.

(56) **References Cited**  
**U.S. PATENT DOCUMENTS**  
2,822,648 A \* 2/1958 Metzger et al. .... 83/676  
2,903,782 A \* 9/1959 Cowley ..... 83/676  
3,338,230 A \* 8/1967 Lindblad ..... 451/547  
3,363,617 A \* 1/1968 Hoerer ..... 83/835  
4,982,720 A \* 1/1991 Matsuda ..... 30/347  
D347,562 S \* 6/1994 Kim ..... D8/70  
5,373,834 A \* 12/1994 Chiuminatta et al. .... 83/676  
5,392,759 A \* 2/1995 Kwang ..... 451/542

5,433,187 A \* 7/1995 Hayasaka et al. .... 451/547  
5,507,273 A \* 4/1996 Chiuminatta et al. .... 451/547  
D437,762 S \* 2/2001 Suzuki ..... D8/70  
D447,496 S \* 9/2001 Lee et al. .... D8/70  
D459,740 S \* 7/2002 Chianese et al. .... D15/139  
D460,767 S \* 7/2002 Kim et al. .... D15/139  
D465,795 S \* 11/2002 Choi ..... D15/139  
6,638,152 B1 \* 10/2003 Kim et al. .... 451/541  
6,638,153 B2 \* 10/2003 Lee et al. .... 451/542  
6,872,133 B2 \* 3/2005 Lee et al. .... 451/547  
2002/0029296 A1 \* 3/2002 Anuff et al. .... 709/311  
2003/0148723 A1 \* 8/2003 Wildenburg ..... 451/547  
2004/0226429 A1 \* 11/2004 Voigt ..... 83/835  
2005/0081697 A1 \* 4/2005 Liao et al. .... 83/835

\* cited by examiner  
*Primary Examiner*—Gary D. Watson  
*Assistant Examiner*—T. Chase Nelson  
(74) *Attorney, Agent, or Firm*—Vidas, Arrett & Steinkraus,  
PA

(57) **CLAIM**  
The ornamental design for saw blade, as shown.

**DESCRIPTION**  
FIG. 1. is a perspective view of a saw blade showing a new design  
FIG. 2. is a front elevational view thereof;  
FIG. 3. is a rear elevational view thereof;  
FIG. 4. is a left side elevational view thereof;  
FIG. 5. is a right side elevational view thereof;  
FIG. 6. is a top plan view thereof; and,  
FIG. 7. is a bottom plan view thereof.

**1 Claim, 7 Drawing Sheets**

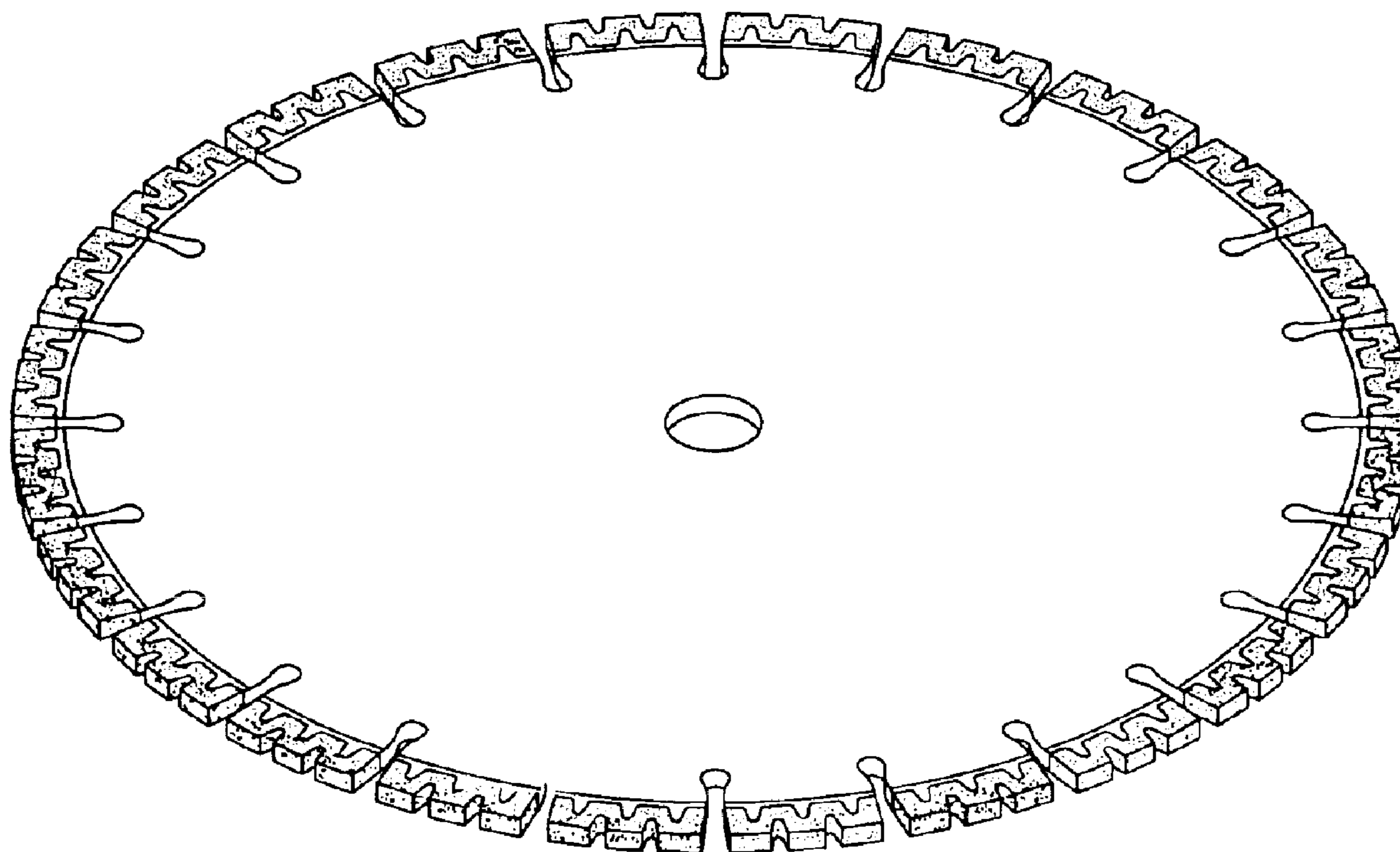


FIG. 1

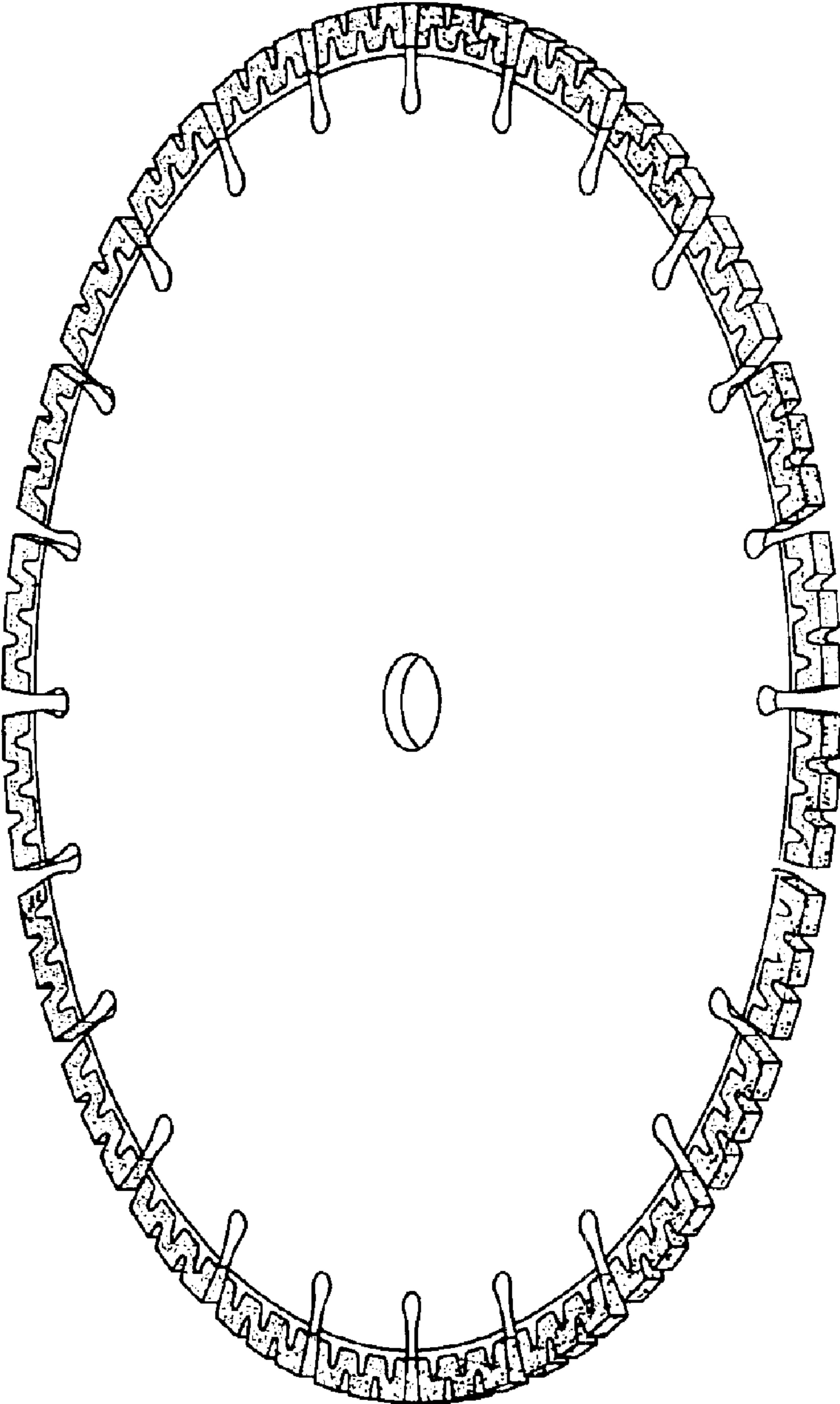


FIG. 2

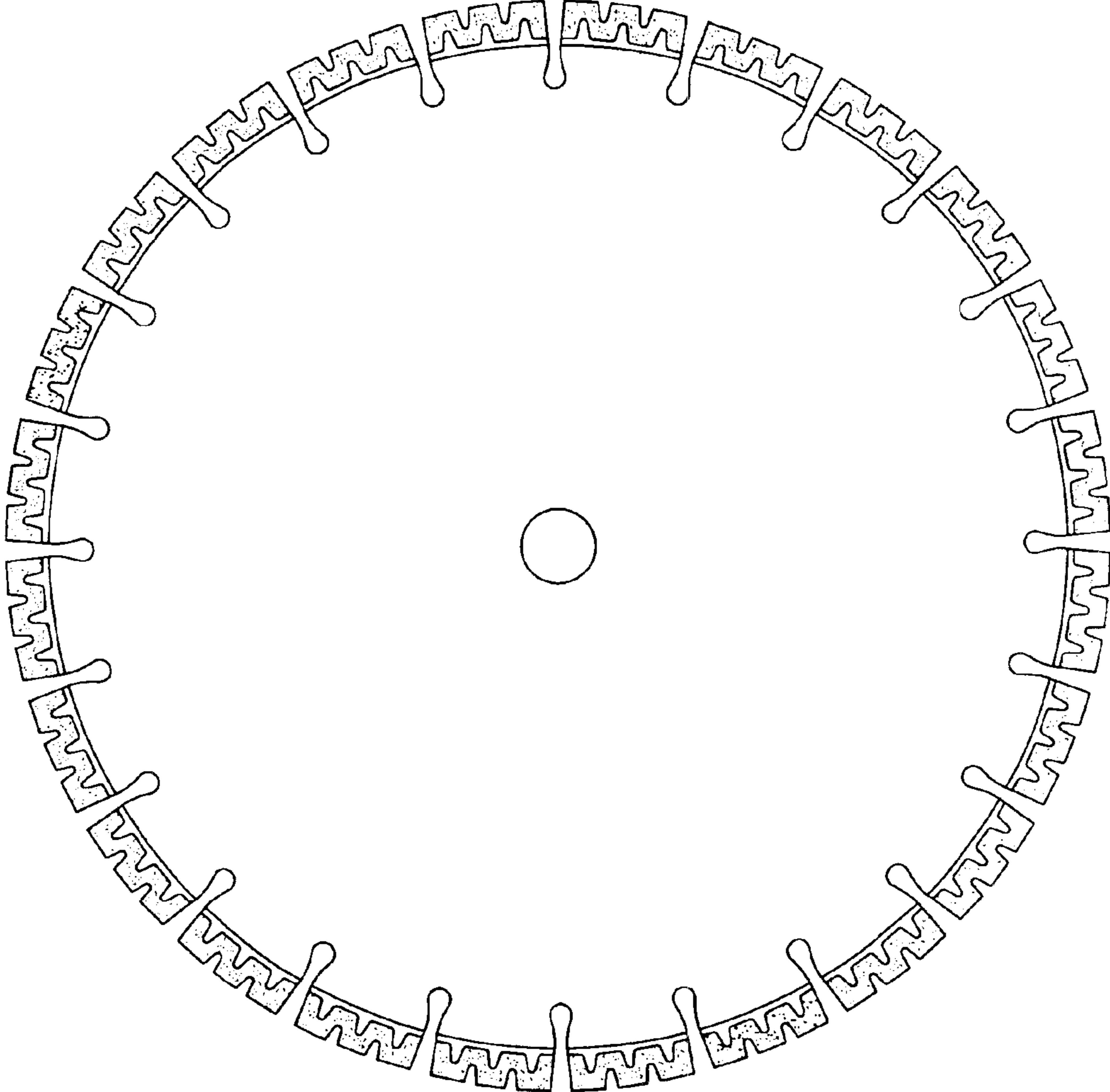


FIG. 3

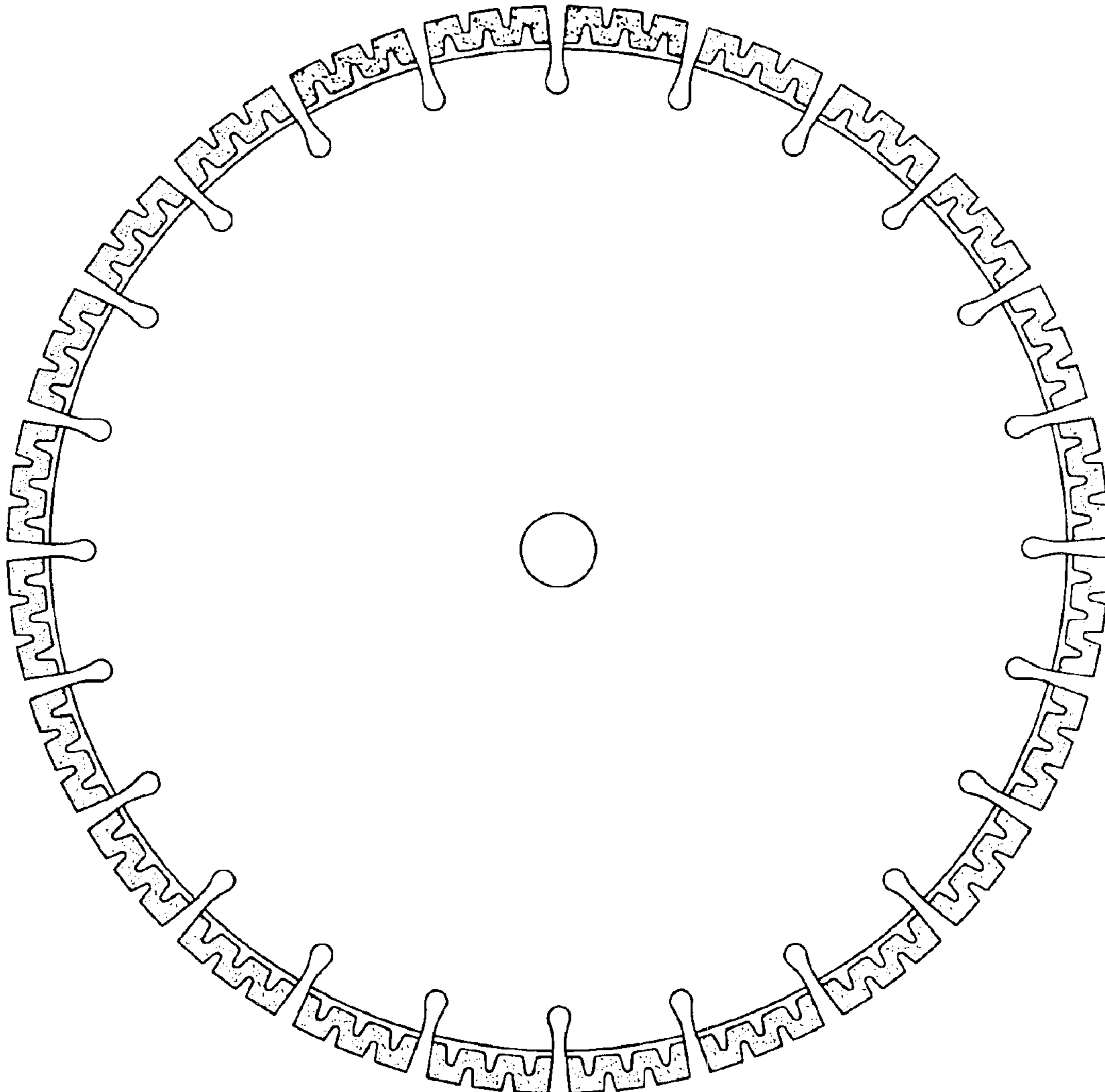


FIG. 4



FIG. 5



FIG. 6



FIG. 7

