

US00D513945S

(12) **United States Design Patent**
Portuesi et al.

(10) **Patent No.:** **US D513,945 S**
(45) **Date of Patent:** **** Jan. 31, 2006**

(54) **OVEN TOOL**

(75) Inventors: **Joseph Portuesi**, Brooklyn, NY (US);
Gary Portuesi, New York, NY (US)

(73) Assignee: **Authentic Sicily LLC**, New York, NY (US)

(**) Term: **14 Years**

(21) Appl. No.: **29/202,895**

(22) Filed: **Apr. 5, 2004**

(51) **LOC (8) Cl.** **07-99**

(52) **U.S. Cl.** **D7/669**

(58) **Field of Classification Search** D7/669,
D7/680-696, 395; D8/14; 294/1.1, 2, 10,
294/12, 26, 27.1

See application file for complete search history.

(56) **References Cited**

U.S. PATENT DOCUMENTS

- D256,875 S * 9/1980 Slagle, IV D7/669
- D261,595 S * 11/1981 Yellin D7/669
- D267,620 S * 1/1983 Efron D7/669

* cited by examiner

Primary Examiner—Terry A. Wallace

(74) *Attorney, Agent, or Firm*—Gottlieb, Rackman & Reisman, P.C.

(57) **CLAIM**

The ornamental design for an oven tool, as shown and described.

DESCRIPTION

FIG. 1 is a perspective view of the oven tool showing my new design, with a head portion shown in broken lines for illustrative purposes only and forming no part of the claimed design;

FIG. 2 is a left side elevational view thereof;

FIG. 3 is a front elevational view thereof;

FIG. 4 is a right side elevational view thereof;

FIG. 5 is a rear elevational view thereof;

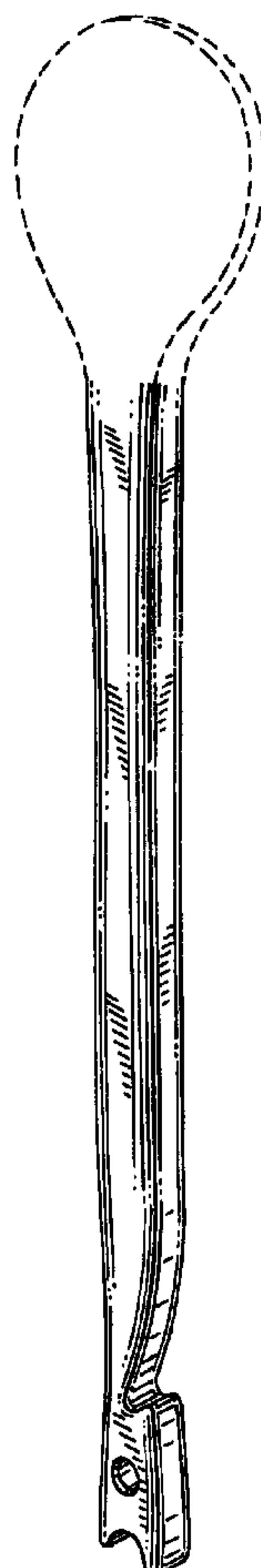
FIG. 6 is an enlarged sectional view thereof taken along lines 8—8;

FIG. 7 is an enlarged sectional view thereof taken along lines 7—7;

FIG. 8 is an enlarged end view thereof; and,

FIG. 9 is a perspective view of a second embodiment of my new design.

1 Claim, 3 Drawing Sheets



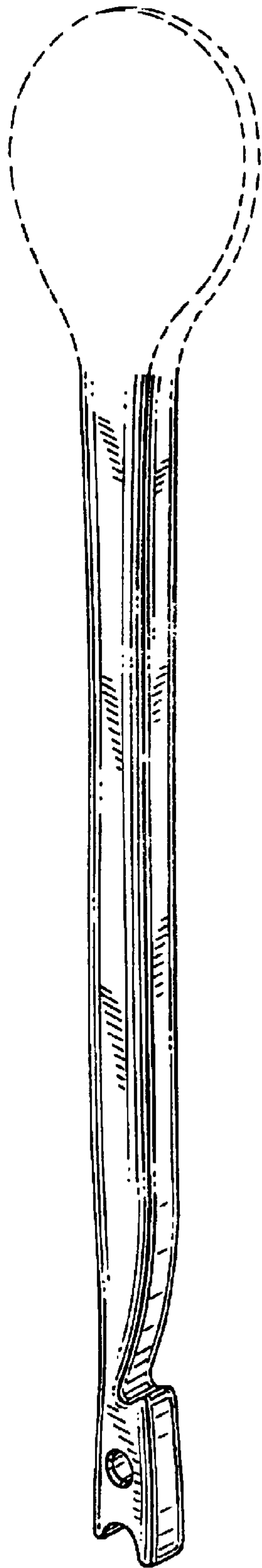


FIG. 1

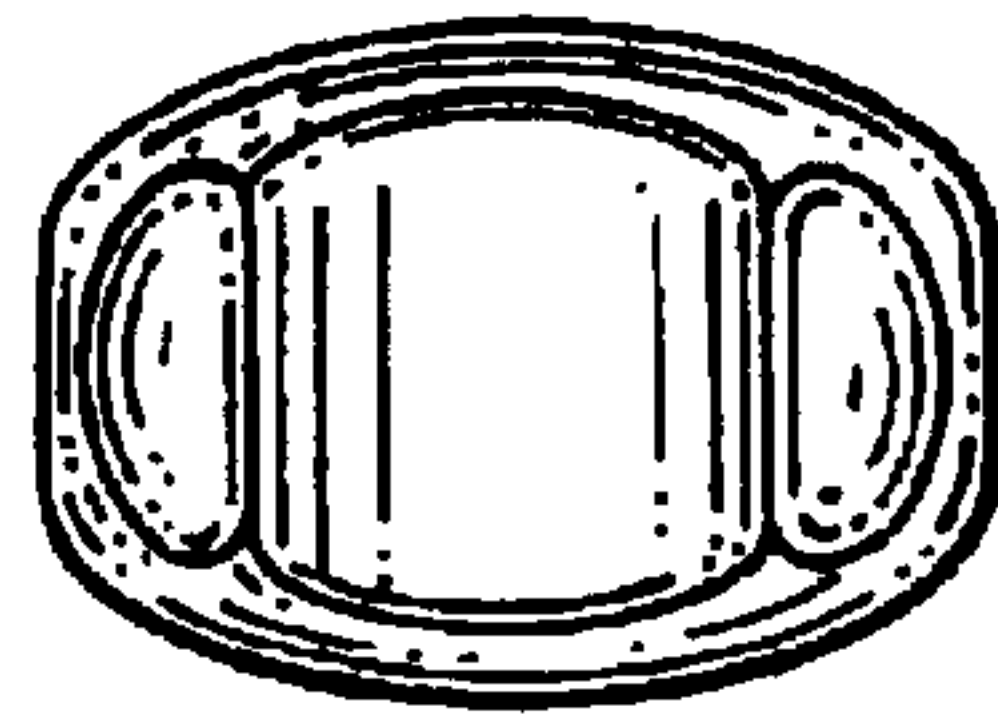


FIG. 6

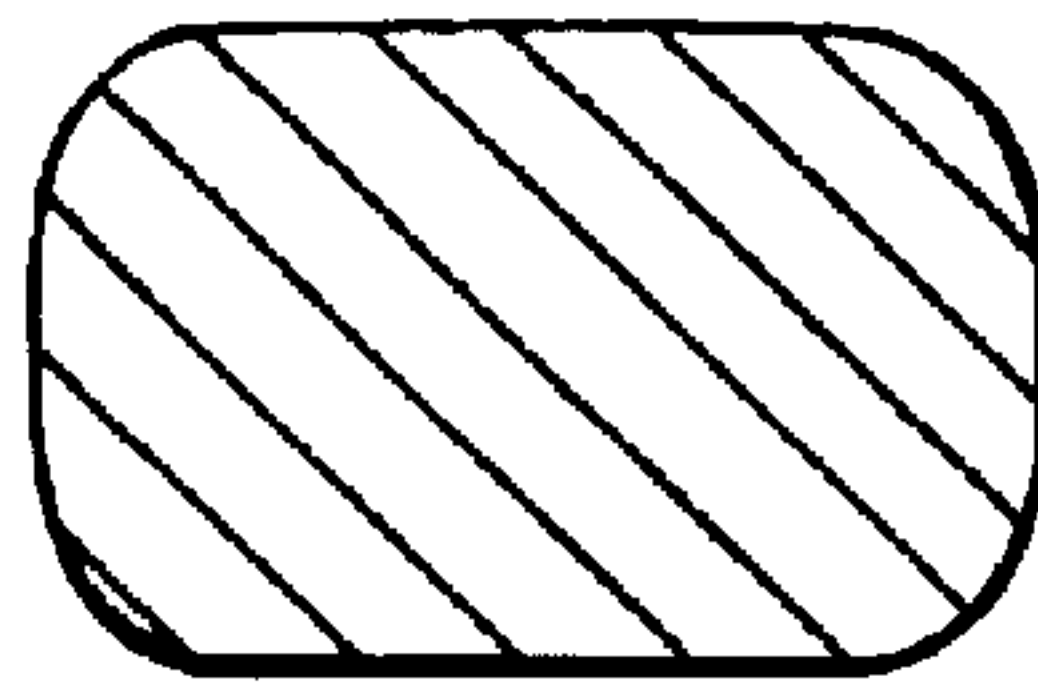


FIG. 7




FIG. 8



FIG. 2

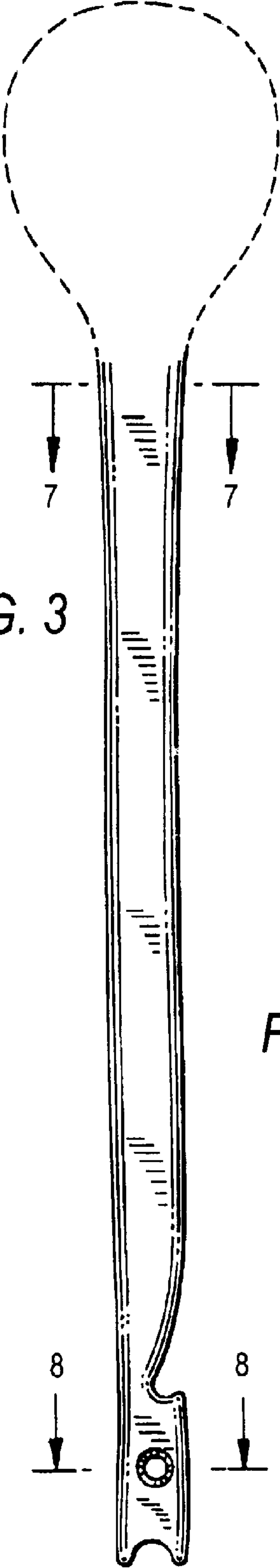


FIG. 3



FIG. 4

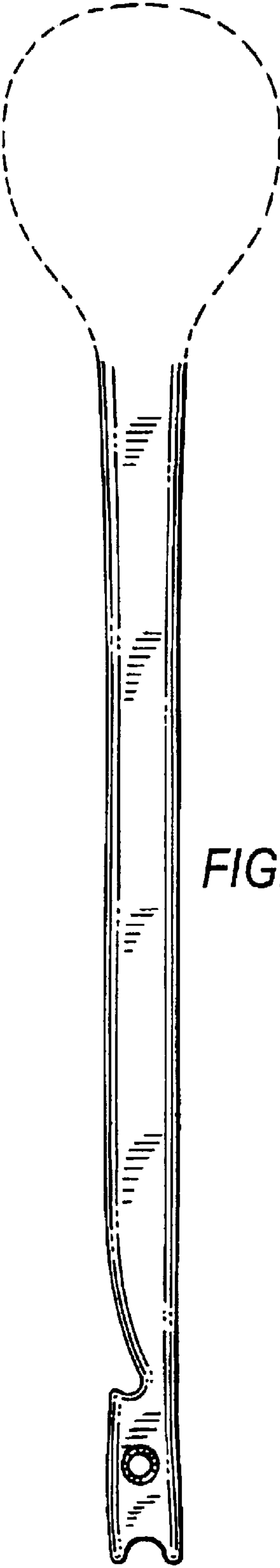


FIG. 5

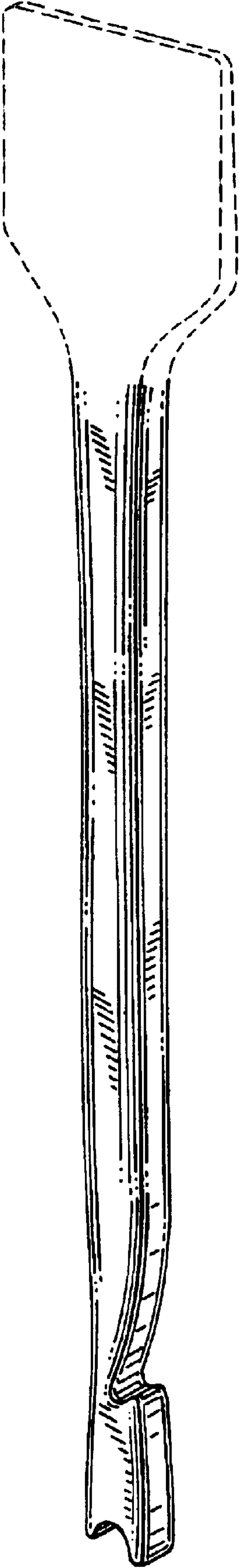


FIG. 9