



US00D513944S

(12) **United States Design Patent**
Kaposi

(10) **Patent No.:** **US D513,944 S**
(45) **Date of Patent:** **** Jan. 31, 2006**

- (54) **POT STRAINER**
- (75) **Inventor:** **Sascha Kaposi**, Tacoma, WA (US)
- (73) **Assignee:** **Progressive International Corporation**, Kent, WA (US)
- (**) **Term:** **14 Years**
- (21) **Appl. No.:** **29/212,516**
- (22) **Filed:** **Sep. 1, 2004**
- (51) **LOC (8) Cl.** **07-04**
- (52) **U.S. Cl.** **D7/667**
- (58) **Field of Classification Search** D7/665-668;
100/113, 116, 213; 99/495, 501-513; 210/464,
210/465, 470-478
See application file for complete search history.

- 2,520,382 A * 8/1950 Conrad et al. 210/465
- D190,094 S * 4/1961 Marcus D7/667
- D214,680 S * 7/1969 Hoberg D7/667
- 4,220,534 A * 9/1980 Perry 210/475

* cited by examiner

Primary Examiner—Terry A. Wallace
(74) *Attorney, Agent, or Firm*—Black Lowe & Graham PLLC

(57) **CLAIM**

The ornamental design for a pot strainer, as shown and described.

DESCRIPTION

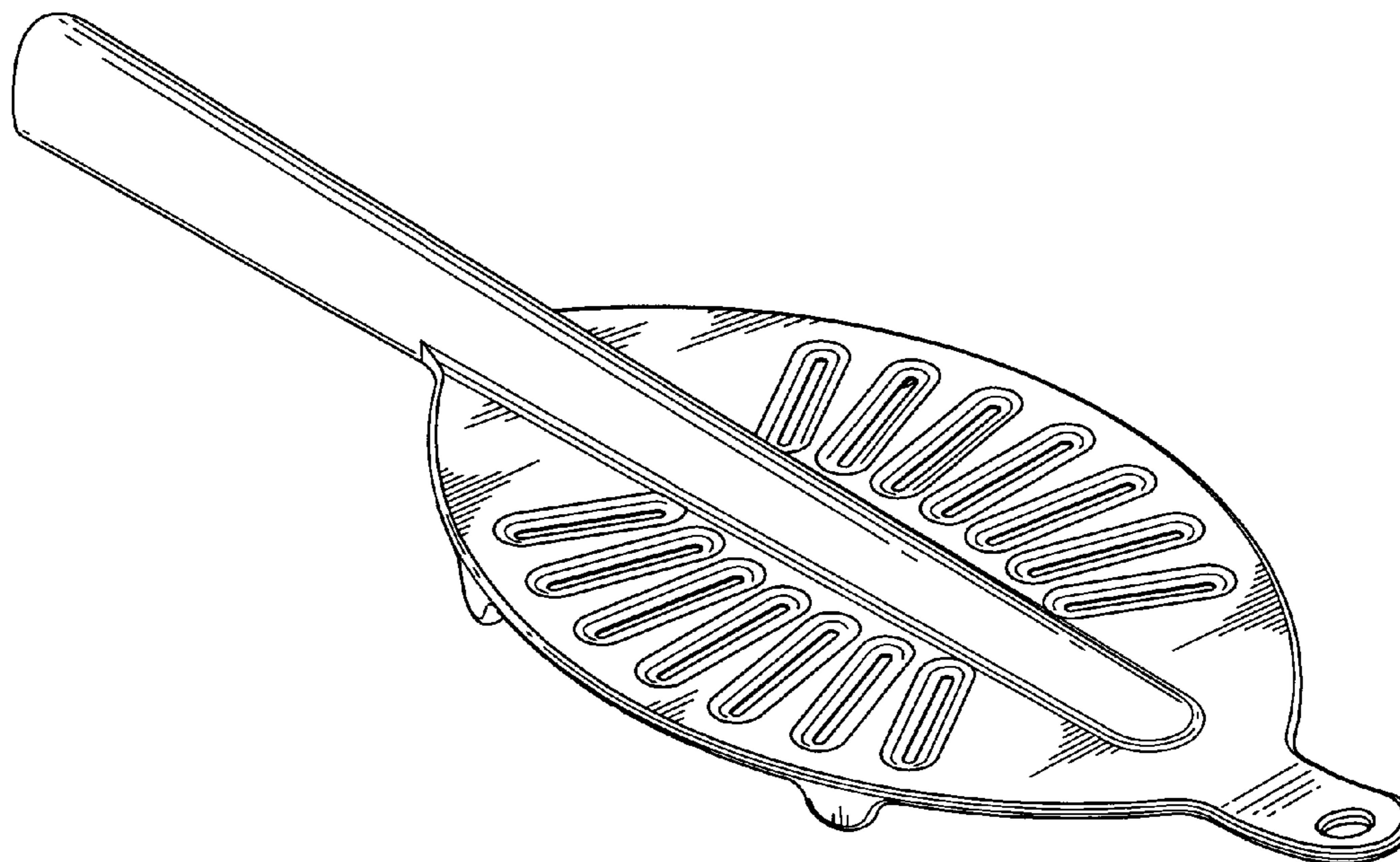
FIG. 1 is a perspective view of the pot strainer;
FIG. 2 is a back view of the pot strainer;
FIG. 3 is a front view of the pot strainer;
FIG. 4 is a left side view of the pot strainer, the right side view being a mirror-image;
FIG. 5 is a top view of the pot strainer; and,
FIG. 6 is a bottom view of the pot strainer.

1 Claim, 3 Drawing Sheets

(56) **References Cited**

U.S. PATENT DOCUMENTS

- 1,183,468 A * 5/1916 Knight 210/469
- 2,284,342 A * 5/1942 Quinby 210/465



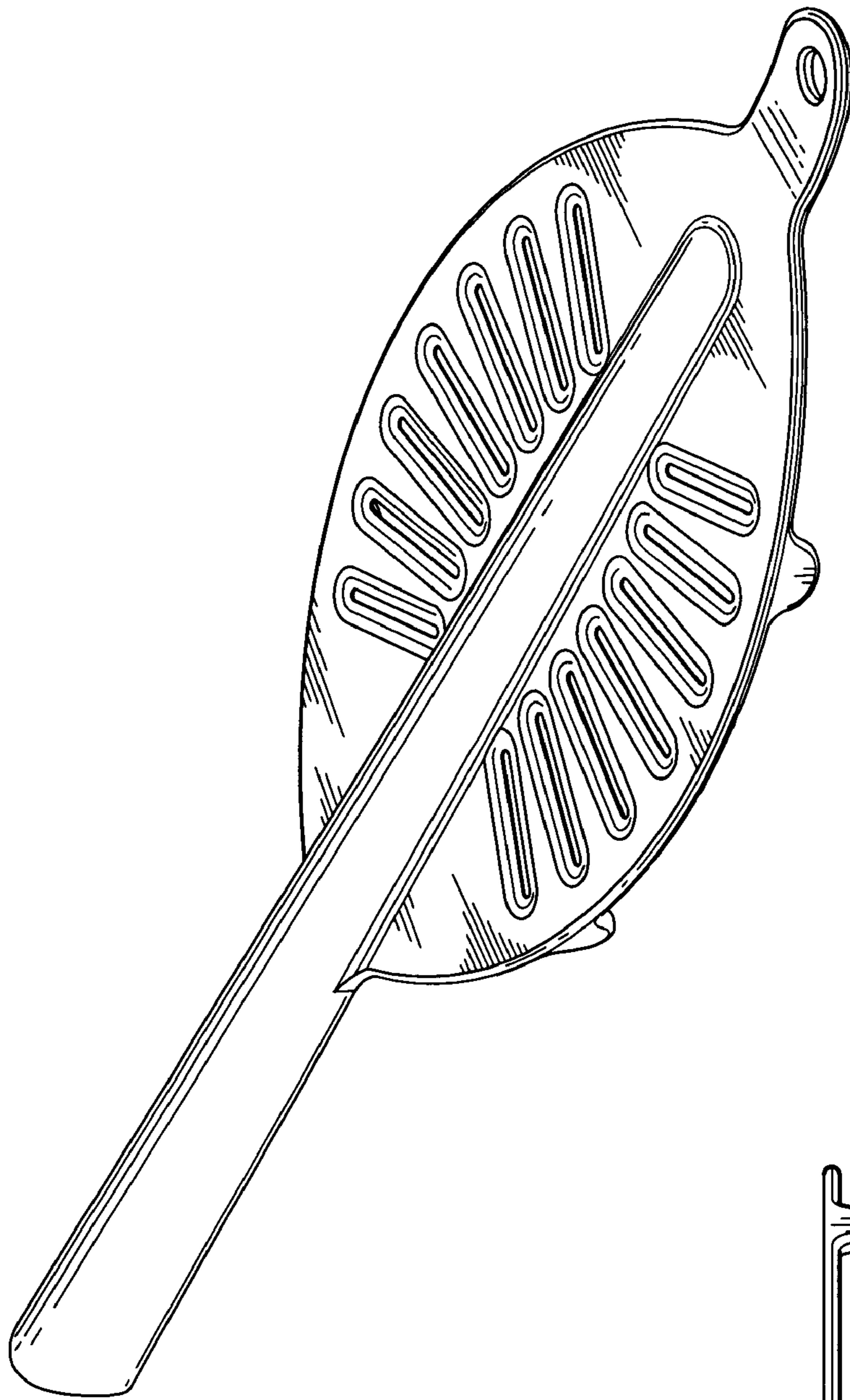


FIG. 1



FIG. 2

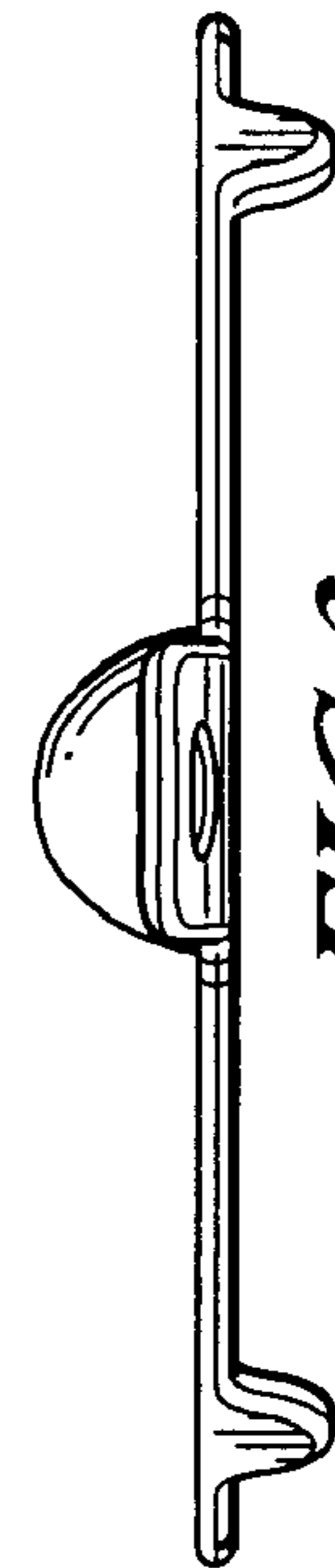


FIG. 3

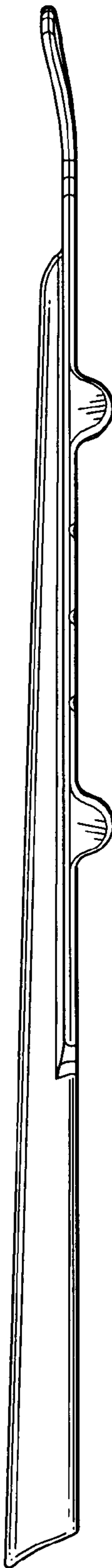


FIG. 4

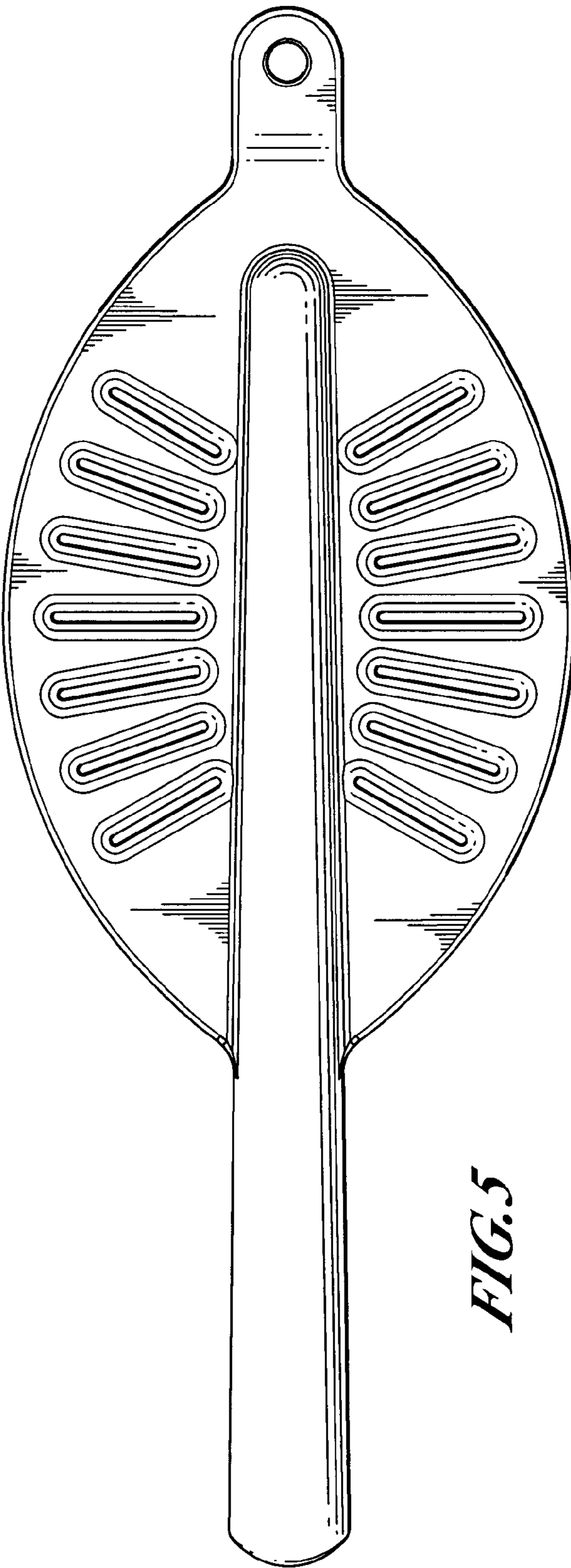


FIG. 5

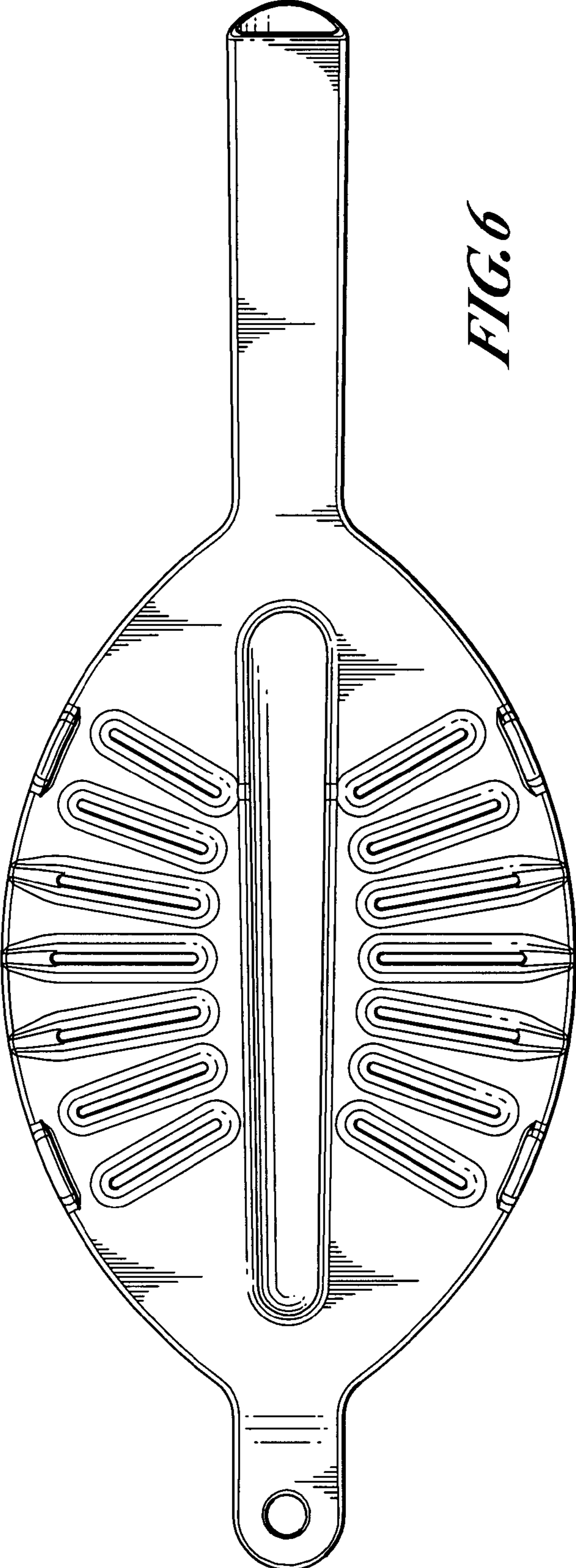


FIG. 6