



US00D513934S

(12) **United States Design Patent** (10) **Patent No.:** **US D513,934 S**  
**Warner** (45) **Date of Patent:** **\*\* Jan. 31, 2006**

(54) **PLATE**  
 (75) **Inventor:** **Hillary R. Warner**, East Syracuse, NY (US)  
 (73) **Assignee:** **Syracuse China Company**, Syracuse, NY (US)  
 (\*\*) **Term:** **14 Years**  
 (21) **Appl. No.:** **29/205,639**  
 (22) **Filed:** **May 18, 2004**  
 (51) **LOC (8) Cl.** ..... **07-01**  
 (52) **U.S. Cl.** ..... **D7/584**  
 (58) **Field of Classification Search** ..... D7/542, D7/545, 549, 550.1, 553.1–553.5, 554.1–554.4, D7/555, 557, 584–588, 553.7–553.8; 220/223.83, 220/574; 211/74; 493/167; 229/106  
 See application file for complete search history.

D243,056 S 1/1977 Andersson  
 D253,333 S 11/1979 Carr, III et al.  
 D264,913 S 6/1982 Pomroy  
 D303,196 S 9/1989 Unger  
 5,158,202 A 10/1992 Kosonen et al.  
 D346,311 S 4/1994 Boysen  
 D370,152 S 5/1996 Kostelni  
 D370,598 S 6/1996 Koch  
 D396,605 S 8/1998 Benson  
 D402,852 S 12/1998 Benson  
 D402,854 S 12/1998 Benson  
 D405,646 S 2/1999 Indekeu  
 D421,548 S 3/2000 Cornelissen  
 D422,845 S 4/2000 Wonder  
 D428,770 S 8/2000 Wellner  
 D431,421 S 10/2000 Liu  
 D433,879 S \* 11/2000 Emrani ..... D7/584  
 D440,827 S 4/2001 Indekeu  
 D461,102 S 8/2002 Suzuki  
 D471,405 S \* 3/2003 Wellner ..... D7/543  
 D478,476 S \* 8/2003 Wellner ..... D7/584

(56) **References Cited**  
**U.S. PATENT DOCUMENTS**

D33,217 S 9/1900 Chevrier  
 D50,401 S 2/1917 Miller  
 D54,899 S \* 4/1920 Chruchil ..... D7/584  
 1,589,558 A 6/1926 Reizenstein  
 D75,939 S 7/1928 Tennhardt  
 D82,887 S 12/1930 Heisey  
 D83,961 S 4/1931 Fisher  
 1,960,407 A 5/1934 Bothe  
 D94,245 S 1/1935 Sebring et al.  
 2,050,206 A 8/1936 Chaplin  
 D102,362 S 12/1936 Friedman et al.  
 D115,524 S 7/1939 Randall  
 D119,279 S 3/1940 May  
 D160,860 S 11/1950 Heisey  
 D161,752 S 1/1951 Hart  
 2,763,421 A 9/1956 Bennett  
 2,795,942 A 6/1957 Harris  
 D182,626 S 4/1958 Salm et al.  
 D184,651 S 3/1959 Woofter et al.  
 D191,123 S 8/1961 Jones  
 D226,673 S 4/1973 Bateman  
 D236,677 S 9/1975 Pilger et al.

\* cited by examiner

*Primary Examiner*—Charles A. Rademaker  
 (74) *Attorney, Agent, or Firm*—MacMillan, Sobanski & Todd, LLC

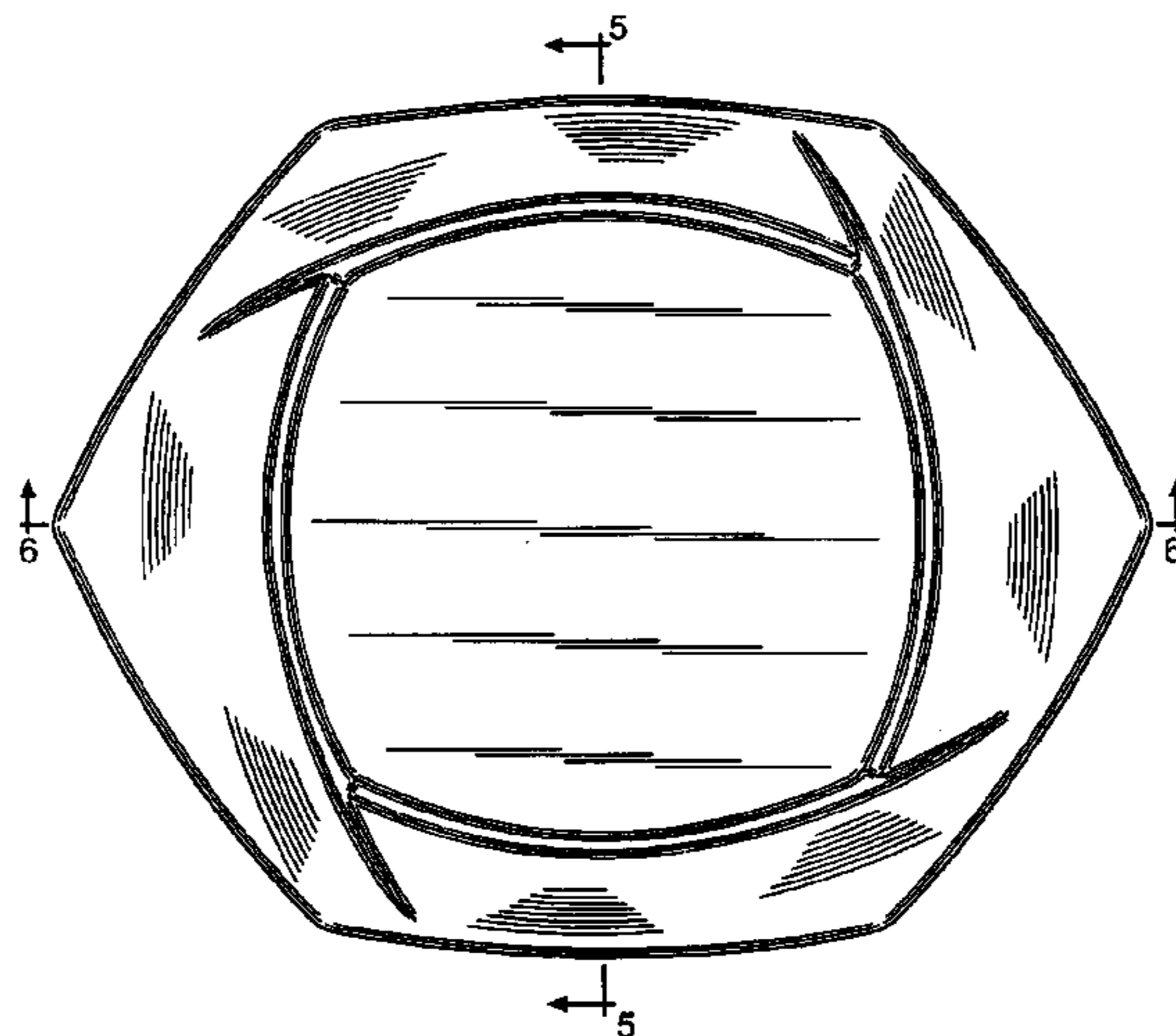
(57) **CLAIM**

The ornamental design for a plate, as shown and described.

**DESCRIPTION**

FIG. 1 is a top plan view of a plate according to the present design;  
 FIG. 2 is a front elevational view thereof; the back elevational view being the same;  
 FIG. 3 is a bottom plan view thereof;  
 FIG. 4 is a right side elevational view thereof; the left side elevational view being the same;  
 FIG. 5 is a cross-sectional view taken along line 5—5 of FIG. 1; and,  
 FIG. 6 is a cross-sectional view taken along line 6—6 of FIG. 1.

**1 Claim, 3 Drawing Sheets**



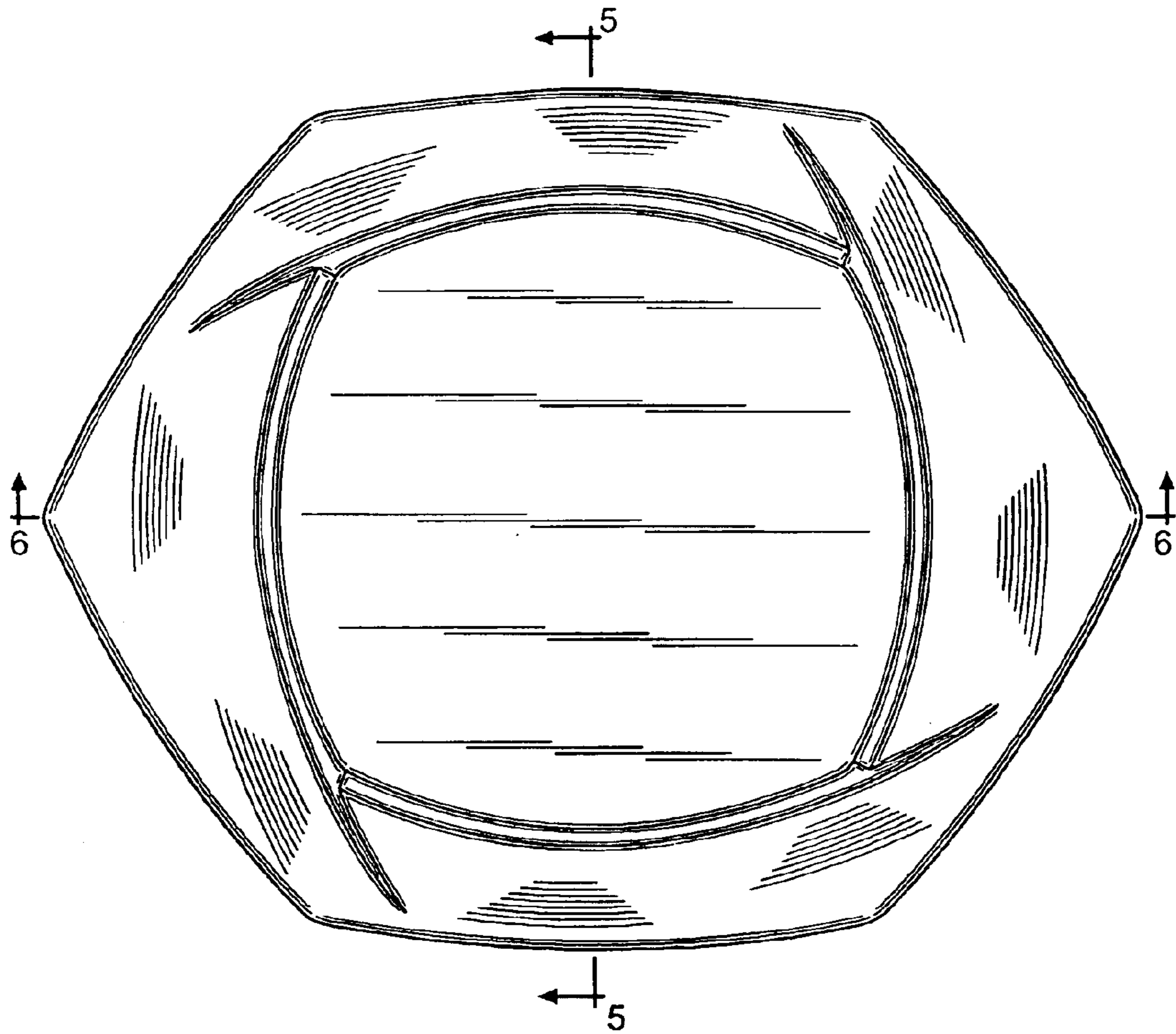


FIG. 1







FIG. 2



—FIG. 3



—FIG. 4



—FIG. 5



—FIG. 6