



US00D513922S

(12) **United States Design Patent**
Grützke et al.

(10) **Patent No.: US D513,922 S**

(45) **Date of Patent: ** Jan. 31, 2006**

(54) **ELECTRIC COOKTOP**

(75) Inventors: **Joachim Grützke**, New Bern, NC
(US); **Thomas Knöller**, Karlsruhe (DE)

(73) Assignee: **BSH Bosch und Siemens Hausgeraete GmbH**, Munich (DE)

(**) Term: **14 Years**

(21) Appl. No.: **29/211,428**

(22) Filed: **Aug. 16, 2004**

(30) **Foreign Application Priority Data**

Feb. 16, 2004 (HM) 000142369

(51) **LOC (8) Cl. 07-02**

(52) **U.S. Cl. D7/346**

(58) **Field of Classification Search** D7/339-341,
D7/346-348; 126/39 R, 39 J, 39 B, 211,
126/215-218, 214 C, 214 R, 152 R; 219/443.1,
219/450.1, 452.11, 452.12, 472, 478, 468.1
See application file for complete search history.

(56) **References Cited**

U.S. PATENT DOCUMENTS

- D230,390 S * 2/1974 Tyke et al. D7/346
- D277,448 S * 2/1985 Vetter et al. D7/346
- D277,449 S * 2/1985 Vetter et al. D7/346

- 5,400,765 A * 3/1995 Goldstein et al. 126/39 J
- D384,239 S * 9/1997 Wilsdorf D7/346
- D462,866 S * 9/2002 Resuello et al. D7/346
- D464,845 S * 10/2002 Shin D7/346

* cited by examiner

Primary Examiner—Catherine R. Oliver

(74) *Attorney, Agent, or Firm*—John T. Winburn; Russell W. Warnock; Craig J. Loest

(57) **CLAIM**

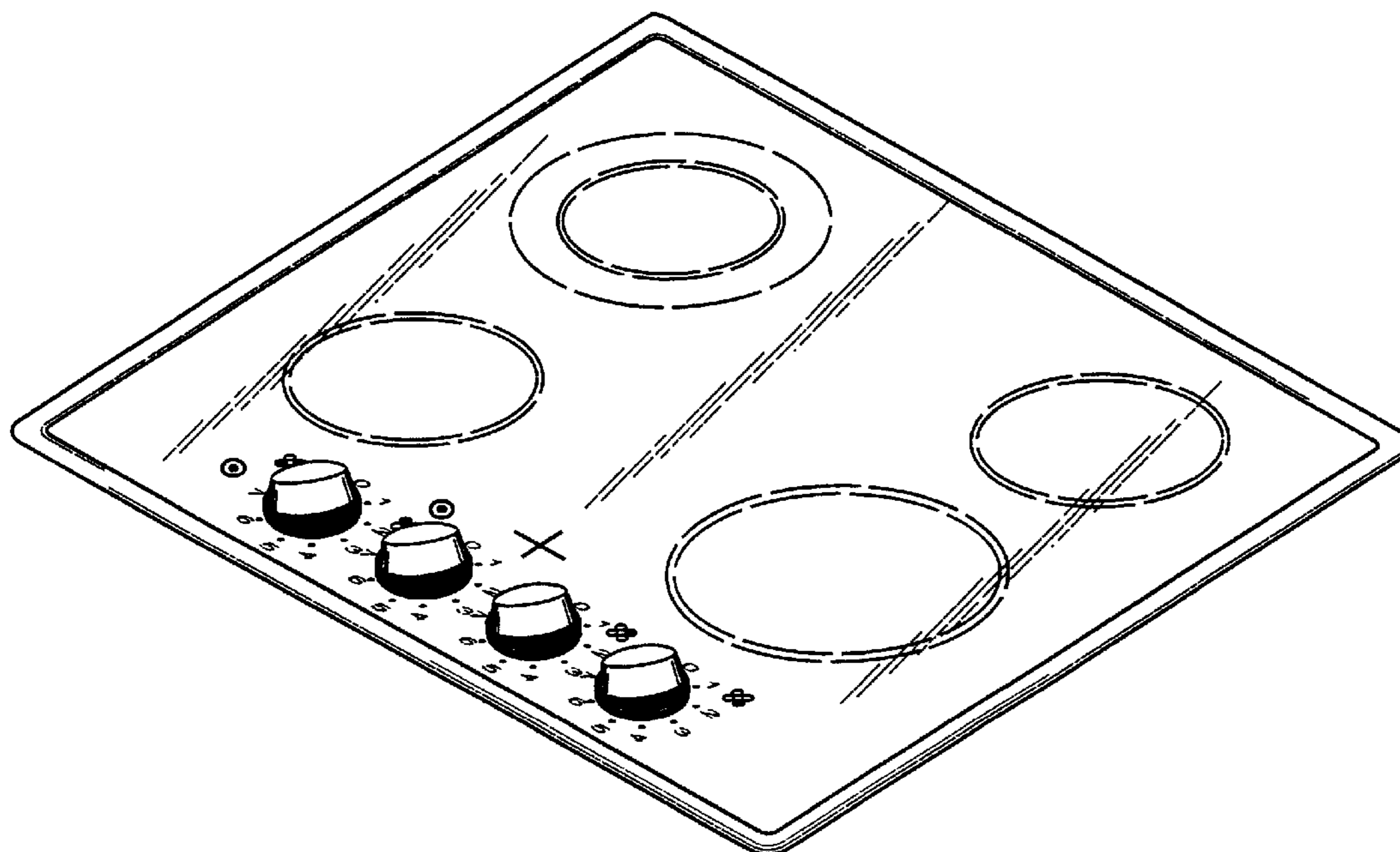
The ornamental design for an electric cooktop, as shown and described.

DESCRIPTION

FIG. 1 is a perspective view of an electric cooktop showing our ornamental design;
 FIG. 2 is a front side view of the electric cooktop shown in FIG. 1;
 FIG. 3 is a top plan view of the electric cooktop shown in FIG. 1; and
 FIG. 4 is a right side view of the electric cooktop shown in FIG. 1; and,
 FIG. 5 is a left side view of the electric cooktop shown in FIG. 1.

The broken line showing of environment in the drawings is for illustrative purposes only and forms no part of the claimed design.

1 Claim, 2 Drawing Sheets



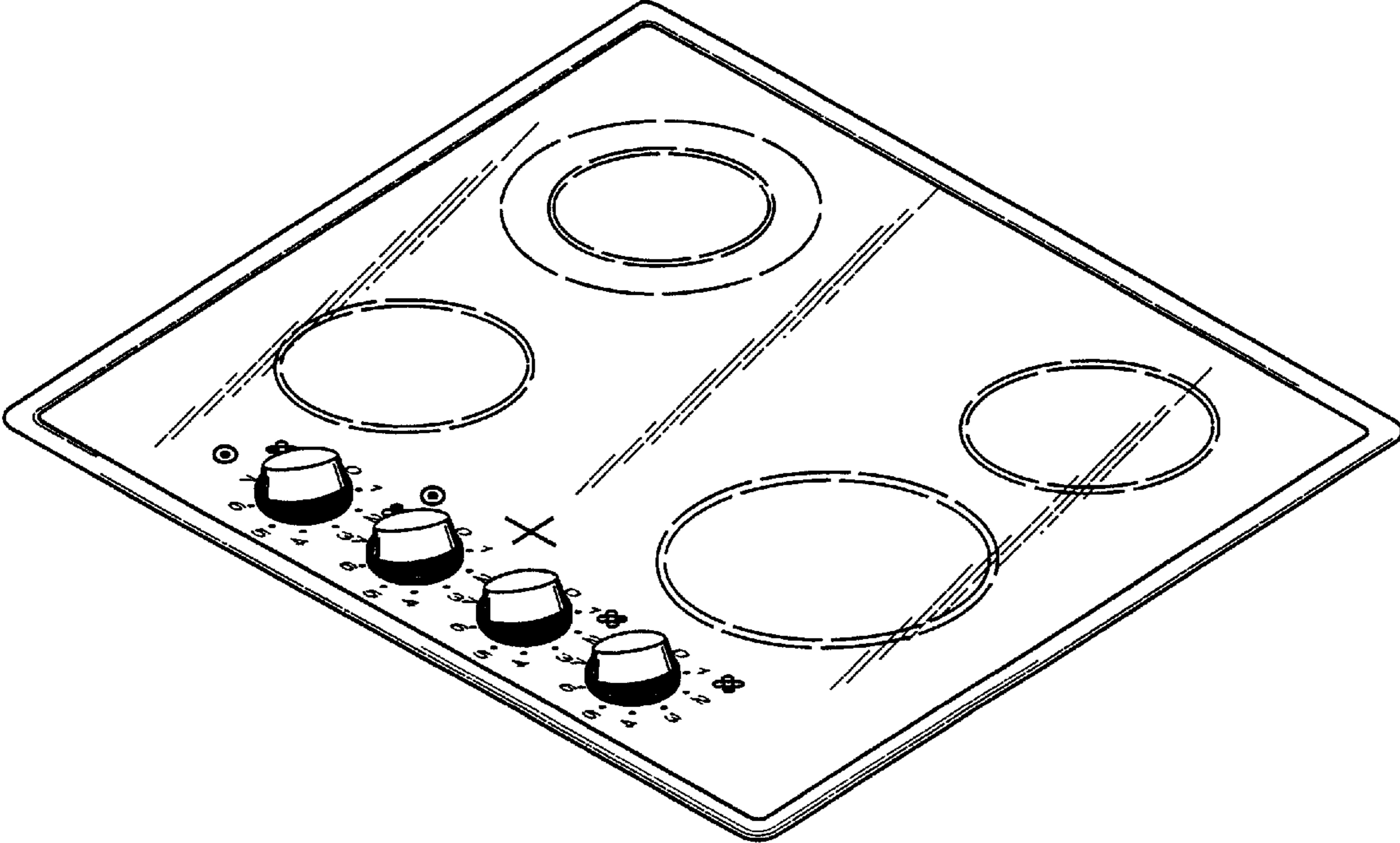


FIG. 1



FIG. 2

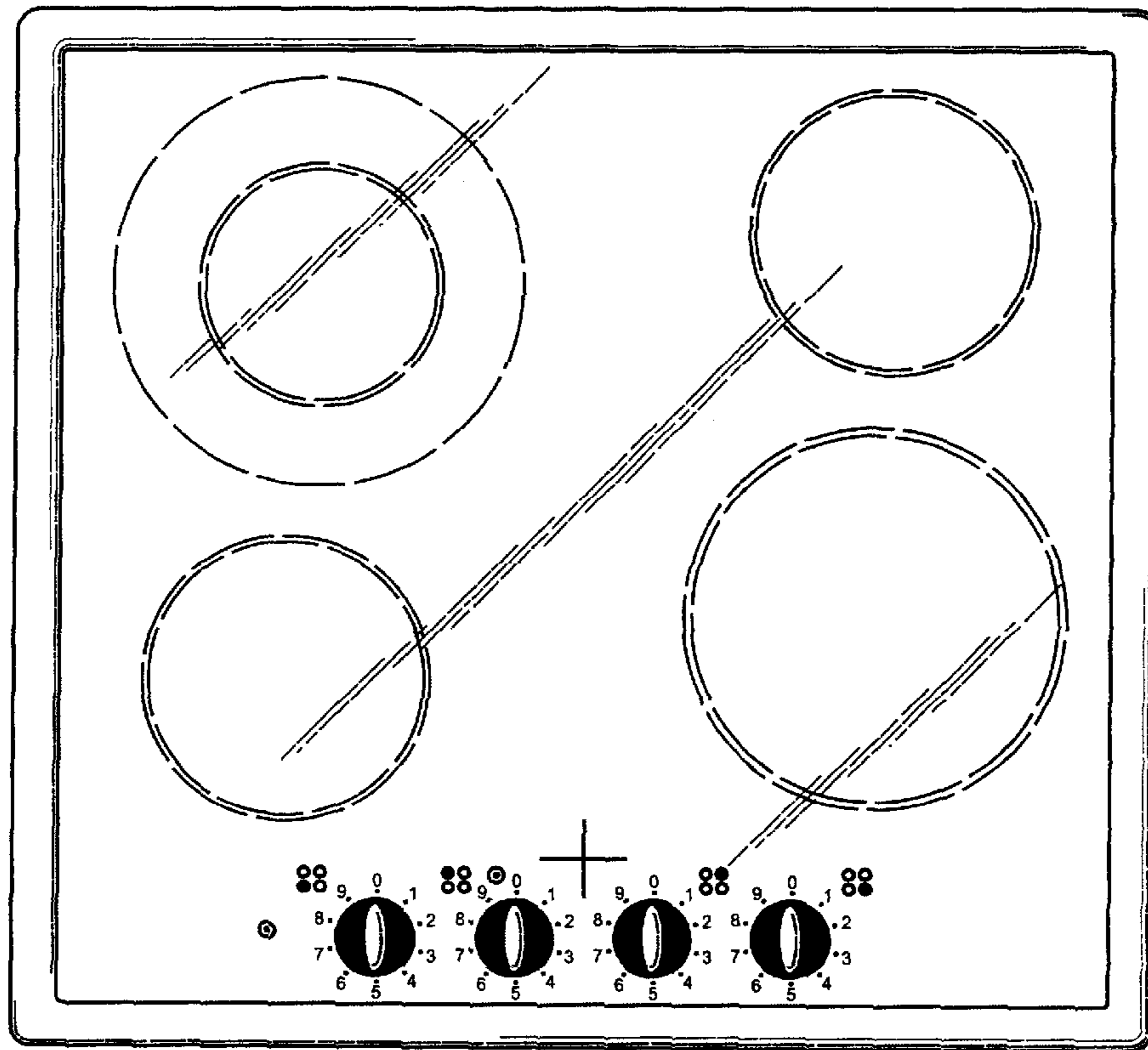


FIG. 3

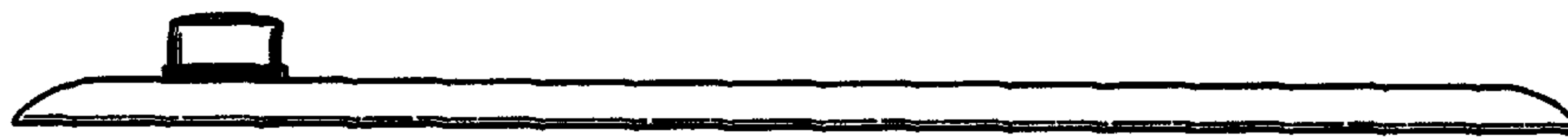


FIG. 4



FIG. 5