



US00D513921S

(12) **United States Design Patent** (10) **Patent No.:** **US D513,921 S**
Nugent et al. (45) **Date of Patent:** **** Jan. 31, 2006**

(54) **BARBECUE GRILL**

(56) **References Cited**

(76) Inventors: **Tim M. Nugent**, 1070 Marco Pl., Venice, CA (US) 90291; **Chris W. Glupker**, 6708 Gaviota Ave., Van Nuys, CA (US) 91406; **Lance G. Hussey**, 84 High Knoll Ct., Simi Valley, CA (US) 93065; **Ravi K. Sawhney**, 23327 Park Colombo, Calabasas, CA (US) 91302; **Anna Mitchell**, 1382 Milk St., Apt. C, Gahanna, OH (US) 43230; **Henry Law**, 5168 Salvia Dr., Castro Valley, CA (US) 94552; **James Shen**, 15671 Sunburst La., Huntington Beach, CA (US) 92647; **John W. Nottingham**, 45052 Deepwood Ct., Utica, MI (US) 48317; **Scott Herbst**, 1833 Verdugo Vista, Glendale, CA (US) 91208; **Melanie L. Andres**, 122 Millcrest Rd., Apt. 3, Raleigh, NC (US) 27605

U.S. PATENT DOCUMENTS

4,046,132	A	*	9/1977	White	126/9	R
D350,045	S	*	8/1994	Stuart	D7/332	
5,423,308	A	*	6/1995	Huang et al.	126/38	
6,422,231	B1	*	7/2002	Hamilton et al.	126/38	
6,513,515	B1	*	2/2003	Wu	126/41	R
D472,097	S	*	3/2003	Wu	D7/334	
6,684,877	B2	*	2/2004	Wu	126/41	R
D488,022	S	*	4/2004	Chan et al.	D7/334	
6,802,308	B1	*	10/2004	Nugent et al.	126/38	
6,823,858	B1	*	11/2004	Chen	126/9	R
2002/0020405	A1	*	2/2002	Coleman et al.	126/41	R
2004/0069294	A1	*	4/2004	Bosler	126/41	R

* cited by examiner

Primary Examiner—Ruth McInroy
 (74) *Attorney, Agent, or Firm*—Kelly Lowry & Kelley, LLP

(**) Term: **14 Years**

(57) **CLAIM**

The ornamental design for a barbecue grill, as shown.

(21) Appl. No.: **29/197,601**

DESCRIPTION

(22) Filed: **Jan. 15, 2004**

(51) **LOC (8) Cl.** **07-02**

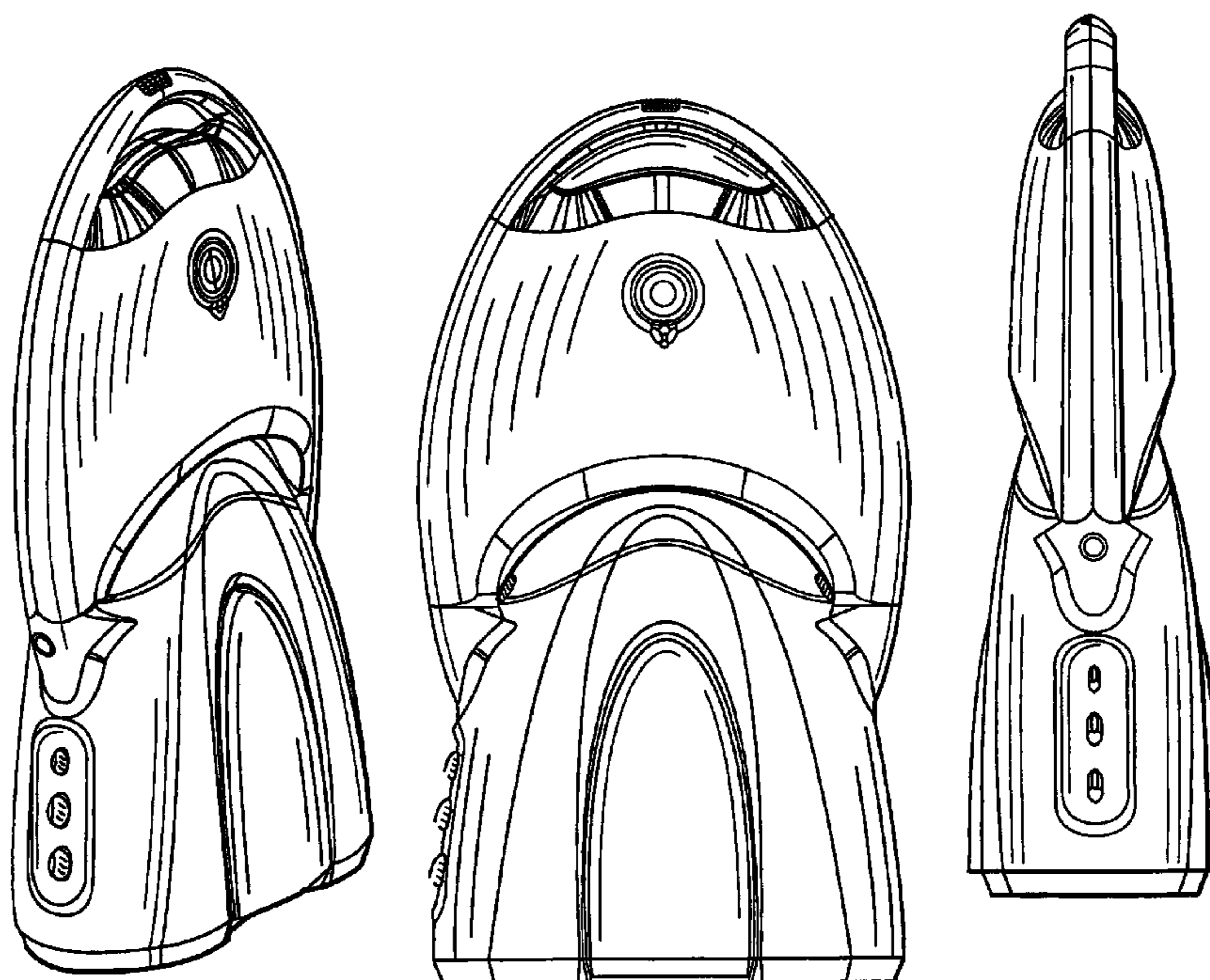
(52) **U.S. Cl.** **D7/332**

(58) **Field of Classification Search** D7/332,
 D7/334–337, 402–405, 346, 362–367; 126/25 R,
 126/25 A, 25 AA, 40, 41 R, 38–39 R, 50,
 126/304 R, 305, 9 R, 19 M, 245; 108/115;
 99/450; 219/451.1, 452.11, 455.11, 385,
 219/520, 450.1; 248/129, 188.6, 250, 439;
 D6/429

FIG. 1 is a front, top and right side perspective view of a barbecue grill embodying our new design;
 FIG. 2 is a front elevational view thereof;
 FIG. 3 is a rear elevational view thereof;
 FIG. 4 is a right side elevational view thereof;
 FIG. 5 is a left side elevational view thereof;
 FIG. 6 is a top plan view thereof; and,
 FIG. 7 is a bottom plan view thereof.

See application file for complete search history.

1 Claim, 3 Drawing Sheets



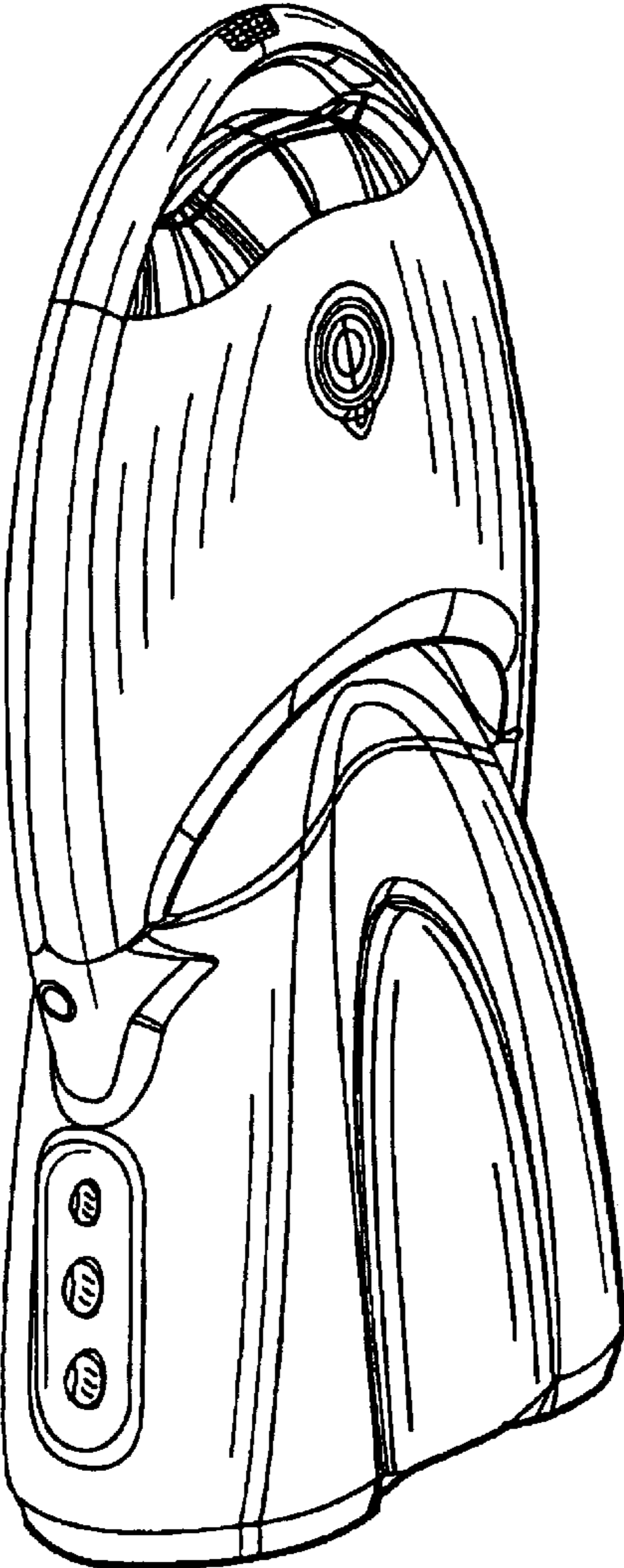


FIG. 1

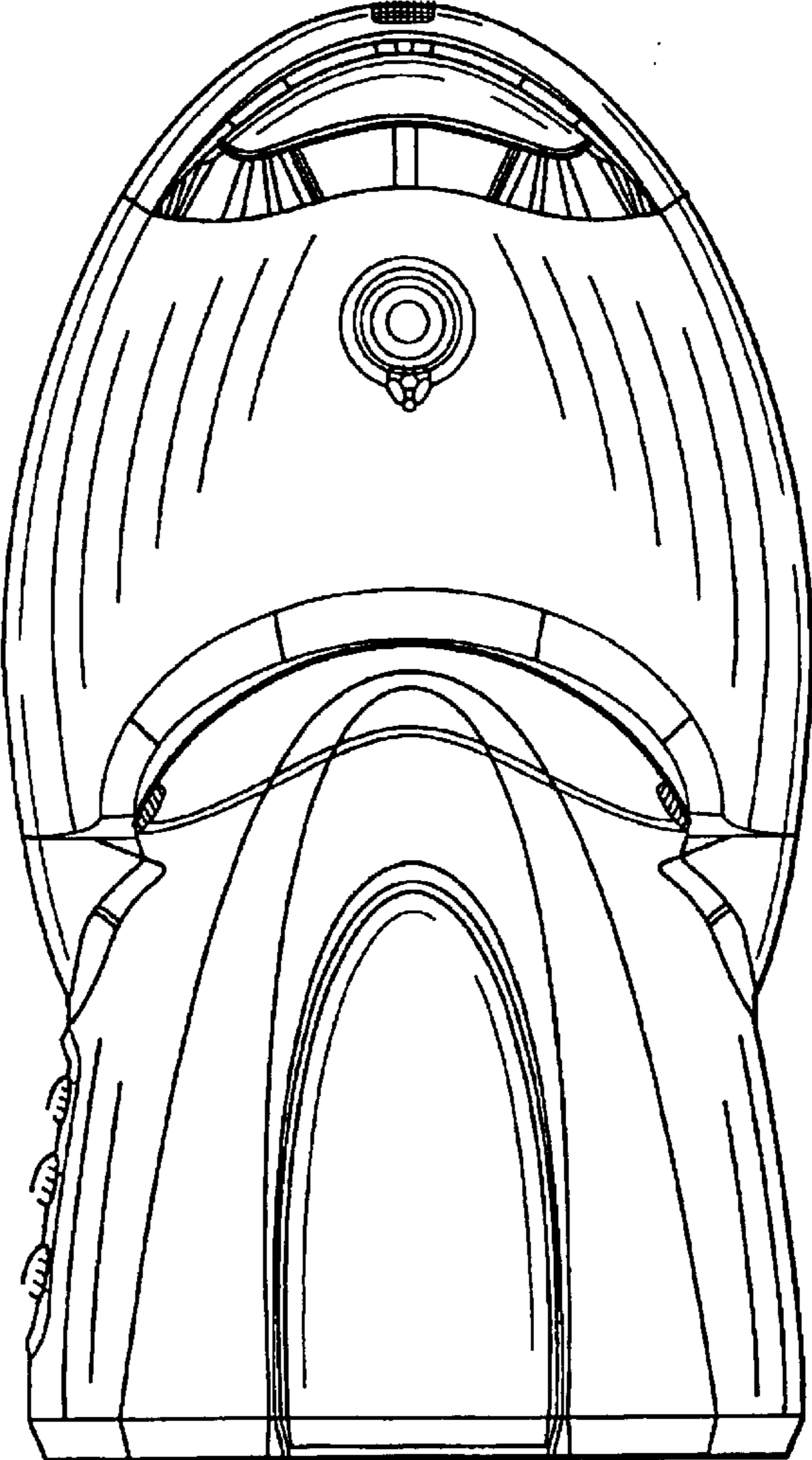


FIG. 2

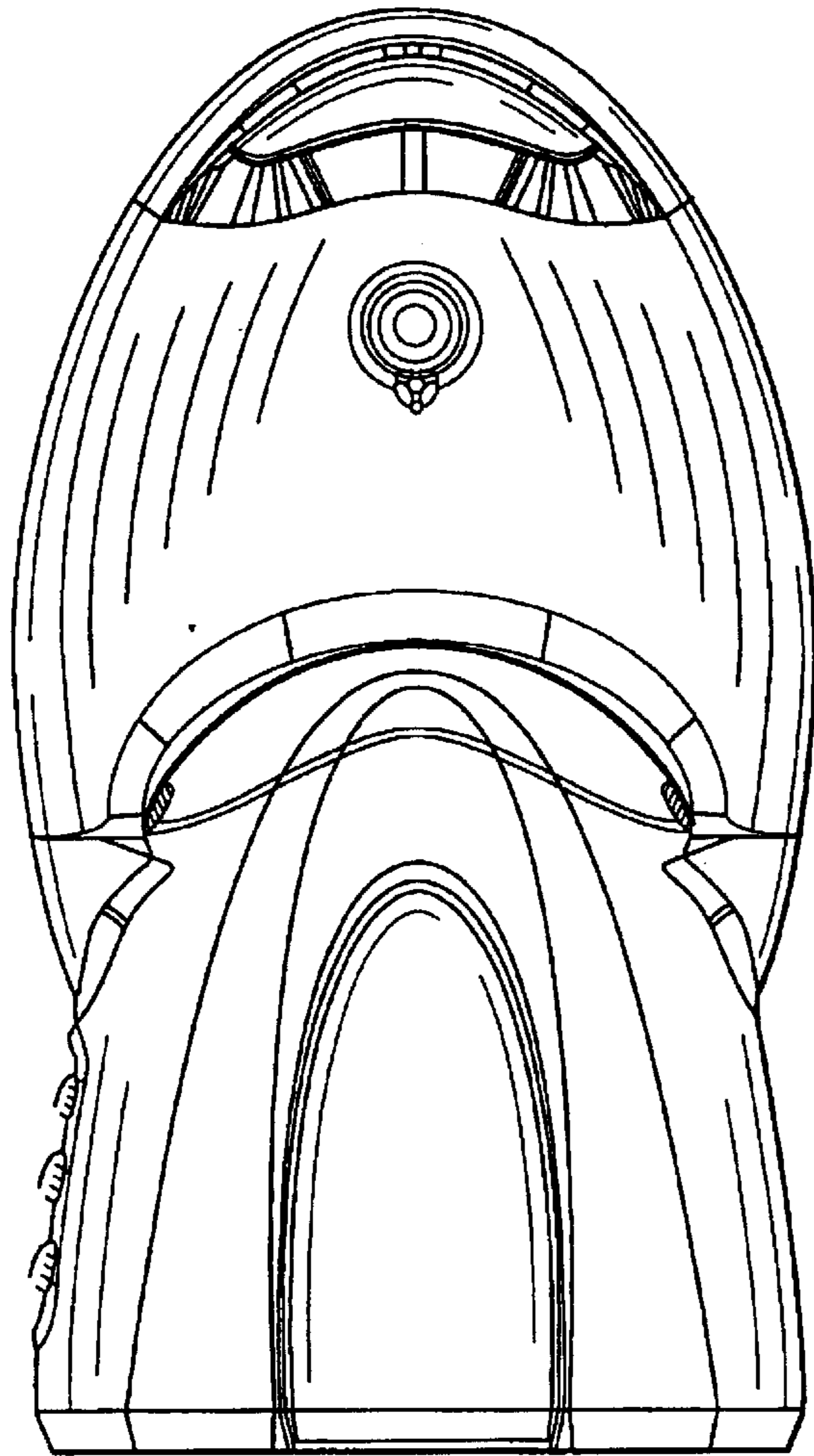


FIG. 3

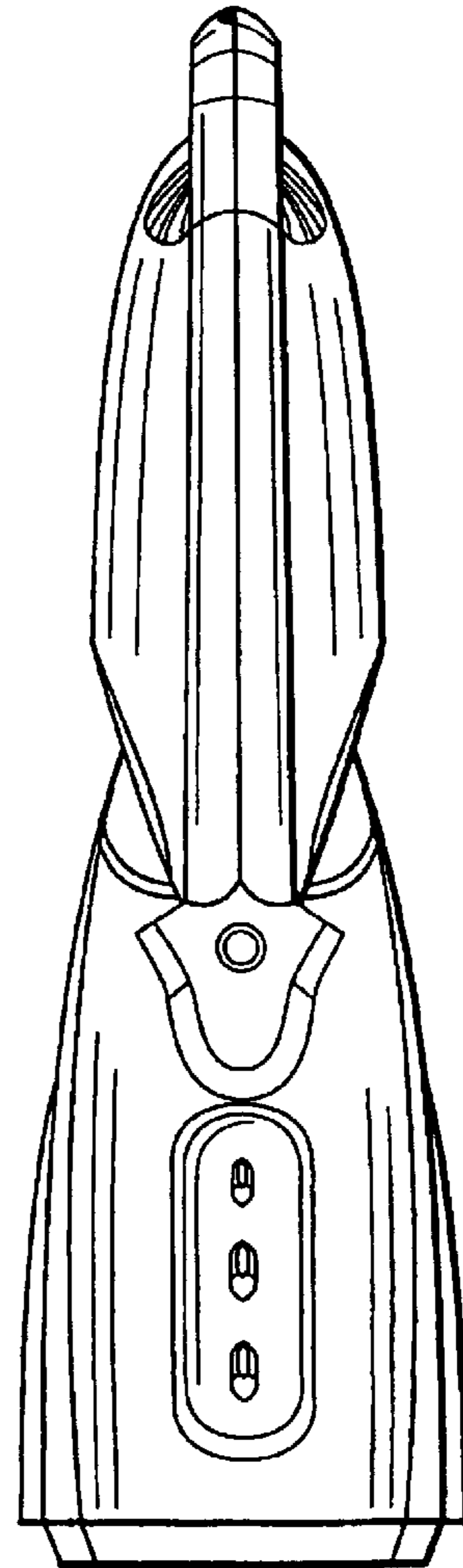


FIG. 4

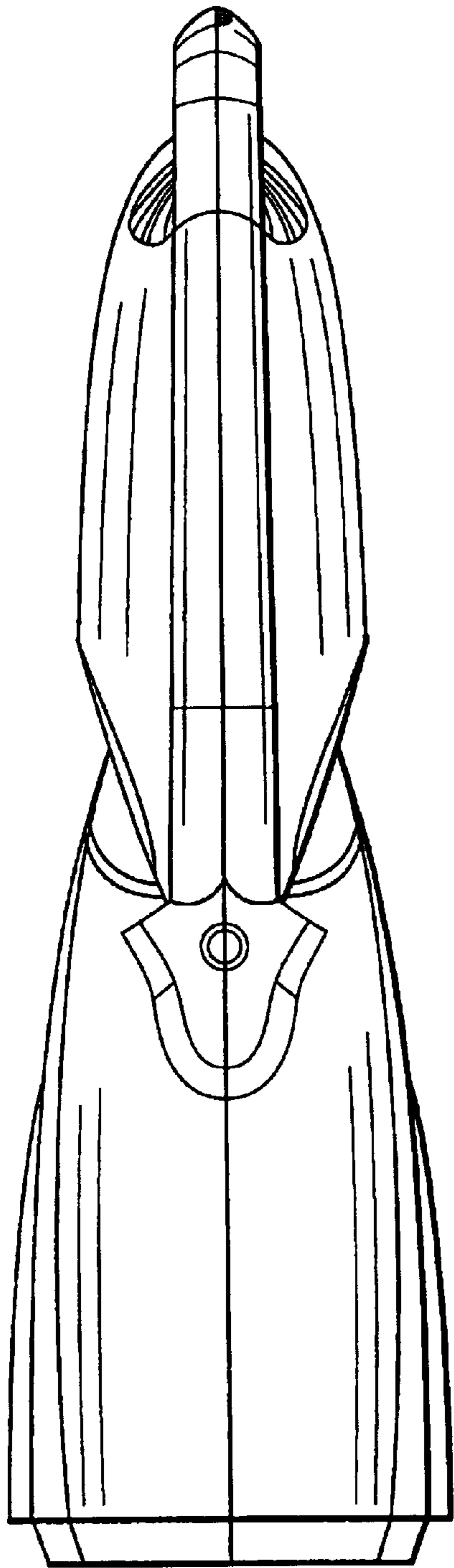


FIG. 5

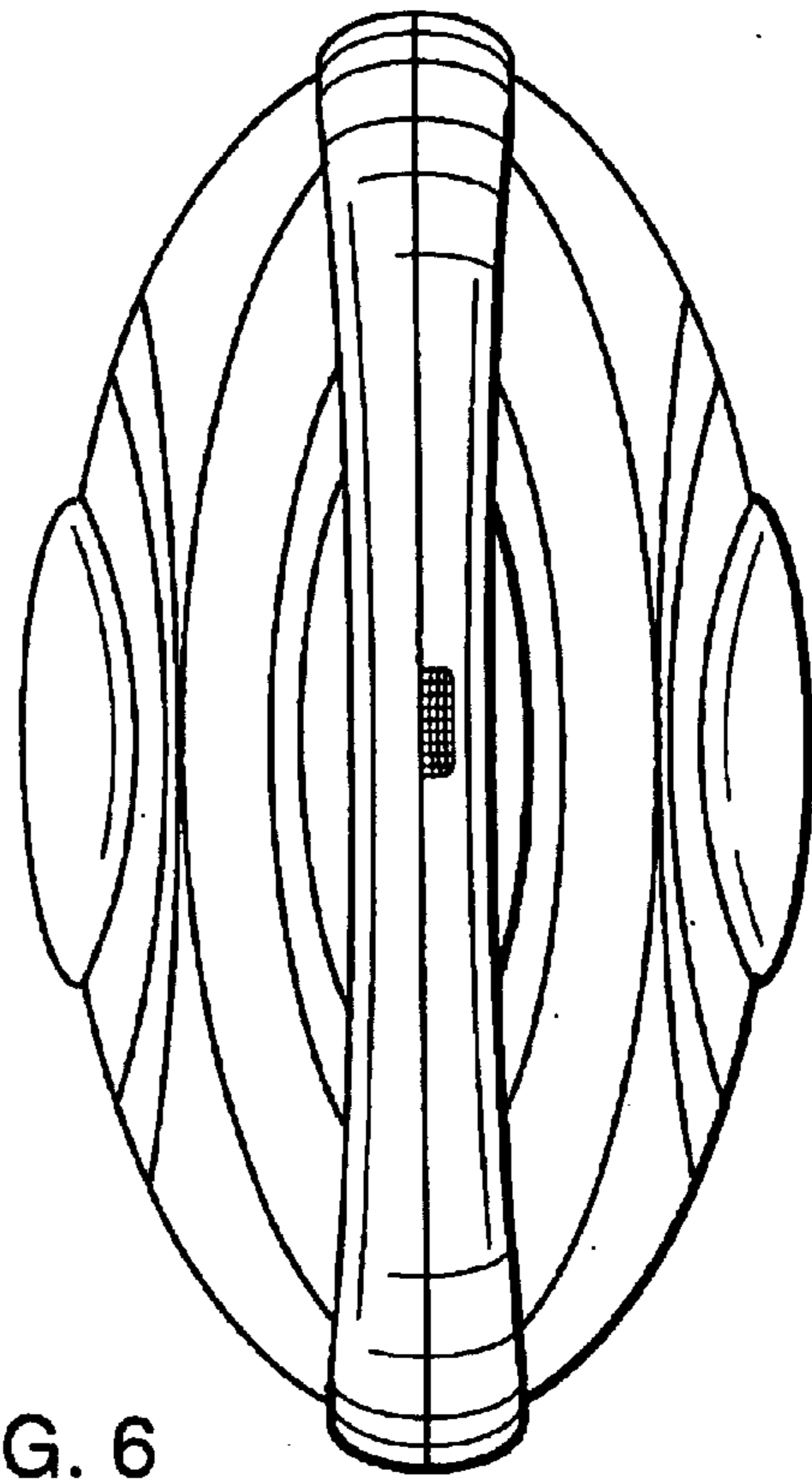


FIG. 6

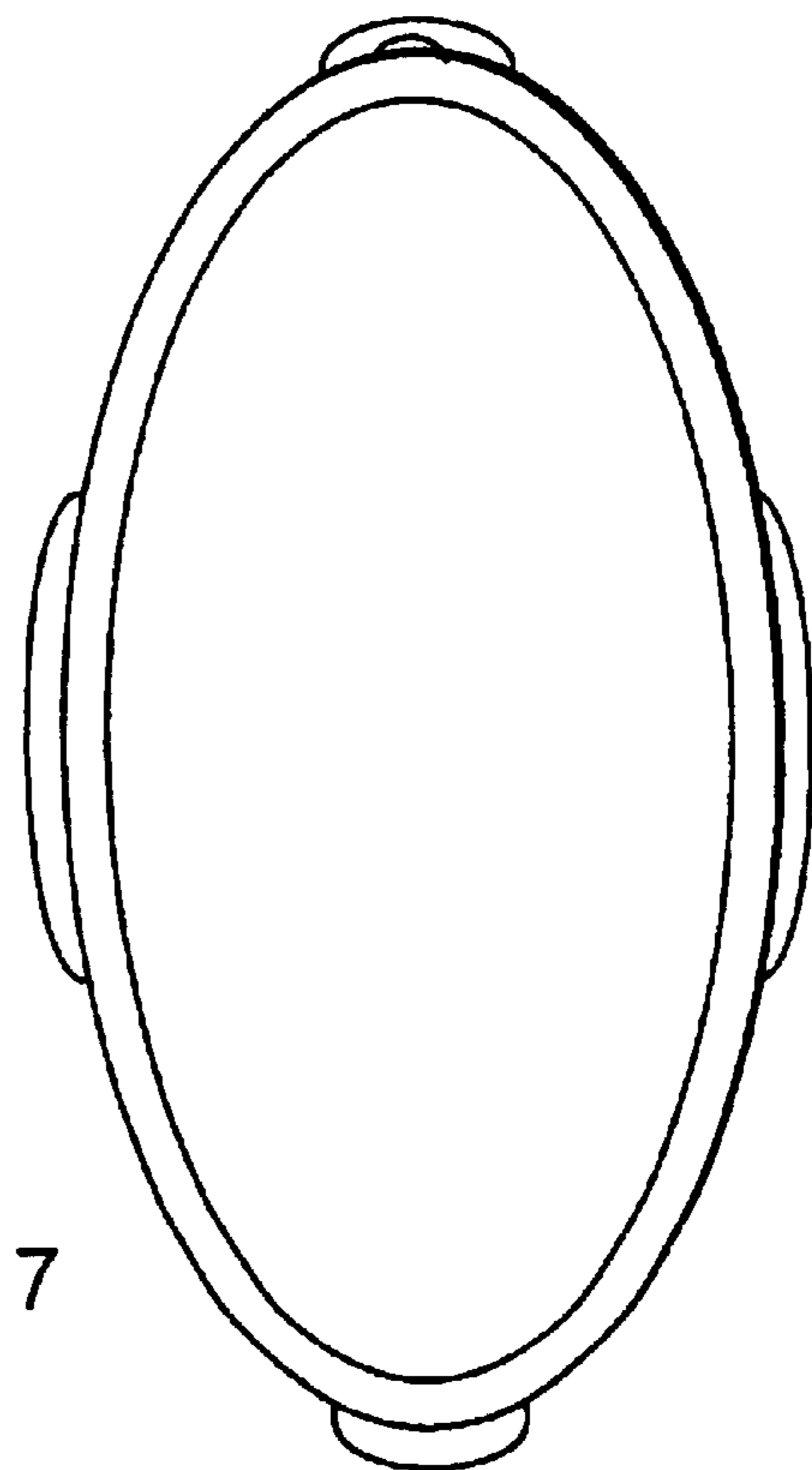


FIG. 7