



US00D513919S

(12) **United States Design Patent**
Bodum

(10) **Patent No.:** **US D513,919 S**
(45) **Date of Patent:** **** Jan. 31, 2006**

(54) **COFFEE MAKER**
(75) Inventor: **Jorgen Bodum, Niklausen (CH)**
(73) Assignee: **PI-Design AG, Triengen (CH)**
(**) Term: **14 Years**
(21) Appl. No.: **29/191,718**
(22) Filed: **Oct. 14, 2003**

D405,642 S * 2/1999 Toriba D7/319
D445,628 S * 7/2001 McGroary D7/318
D458,074 S * 6/2002 Bodum D7/319
D458,505 S * 6/2002 Bodum D7/319
D463,947 S * 10/2002 Choi D7/319
D464,522 S * 10/2002 OConnor et al. D7/319
D475,233 S * 6/2003 De Visser D7/317
D483,599 S * 12/2003 Huang D7/319
D493,662 S * 8/2004 Bodum D7/319
D495,917 S * 9/2004 Watanabe D7/318
D498,638 S * 11/2004 Morrison D7/319

(30) **Foreign Application Priority Data**

Apr. 16, 2003 (DK) DA 2003 00232

(51) **LOC (8) Cl.** **07-01**
(52) **U.S. Cl.** **D7/319; D7/317**
(58) **Field of Classification Search** D7/300,
D7/316, 317, 318, 319, 600, 413, 312; 222/189,
222/465.1, 108; 215/398, 6; 99/297, 312,
99/275; 220/504; 210/85

See application file for complete search history.

(56) **References Cited**

U.S. PATENT DOCUMENTS

D263,105 S * 2/1982 Okazaki et al. D7/319
D292,664 S * 11/1987 Zimmermann D7/317
D305,853 S * 2/1990 Zimmermann D7/317
D337,236 S * 7/1993 Sambinelli D7/317
D377,132 S * 1/1997 Jorgensen D7/318
D384,237 S * 9/1997 Hess D7/319
D388,275 S * 12/1997 Joergensen D7/319
D390,416 S * 2/1998 Hippen et al. D7/413

* cited by examiner

Primary Examiner—M. N. Pandozzi
(74) *Attorney, Agent, or Firm*—Nath & Associates PLLC;
Gregory B. Kang; Derek Richmond

(57) **CLAIM**

The ornamental design for a coffee maker, as shown and described.

DESCRIPTION

FIG. 1 is an oblique perspective view of the coffee maker; FIG. 2 is a front view of the coffee maker, as shown in FIG. 1; FIG. 3 is a back side view of the coffee maker; FIG. 4 is a right side view of the coffee maker; FIG. 5 is a left side view of the coffee maker; FIG. 6 is a top view of the coffee maker; and, FIG. 7 is a bottom view of the coffee maker.

1 Claim, 7 Drawing Sheets



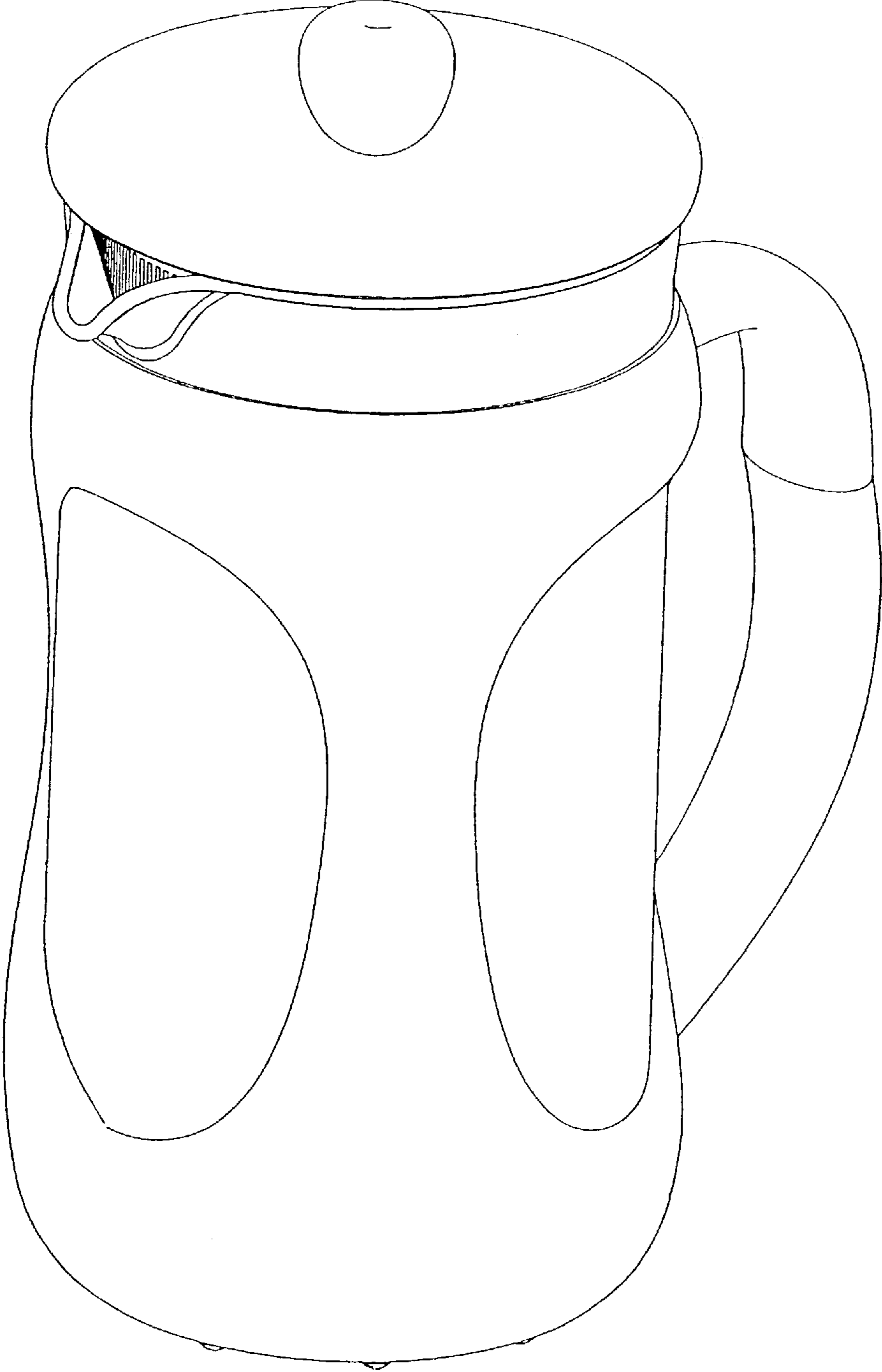


Fig. 1

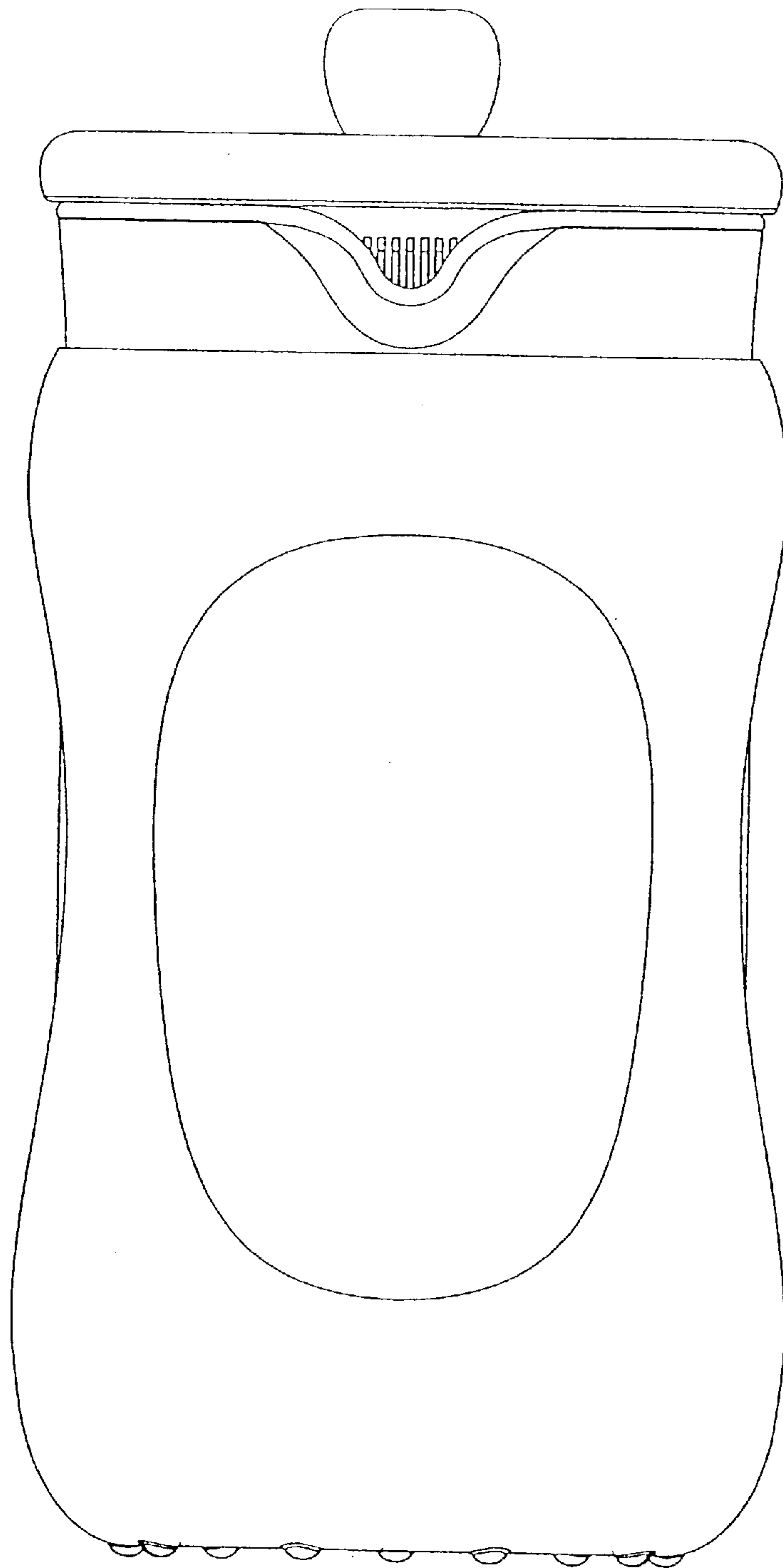


Fig. 2

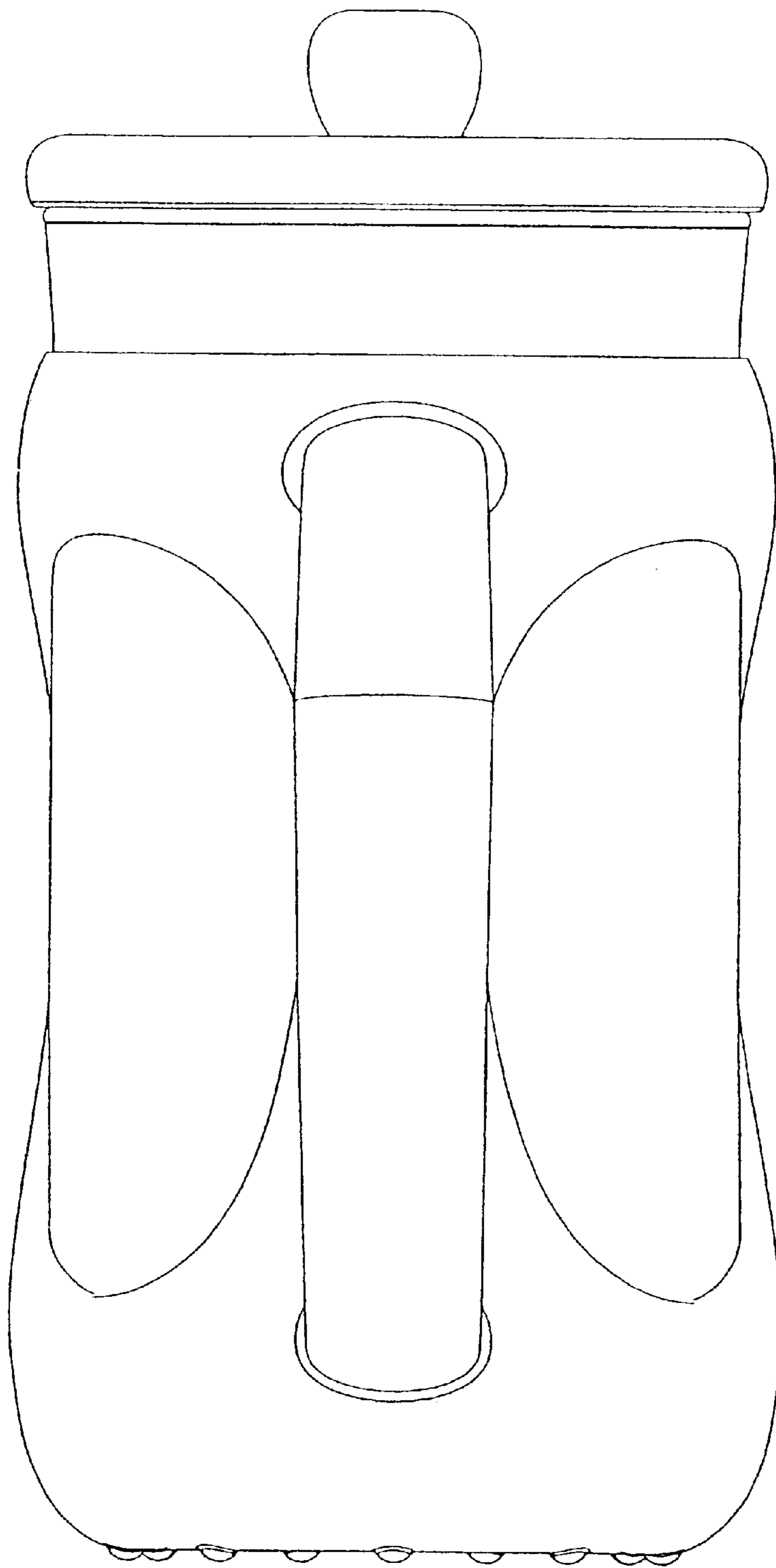


Fig. 3



Fig. 4




Fig. 5

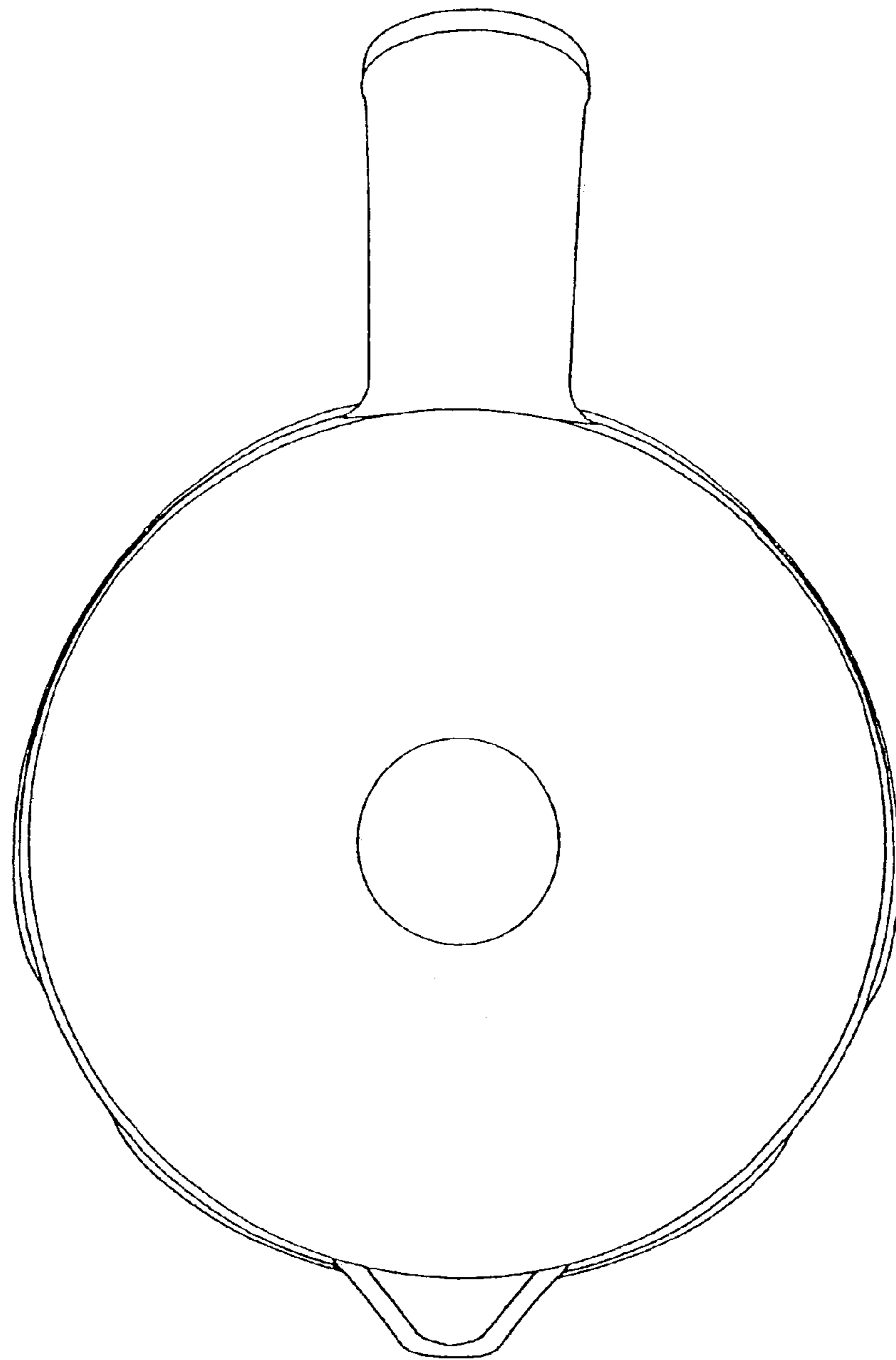


Fig. 6

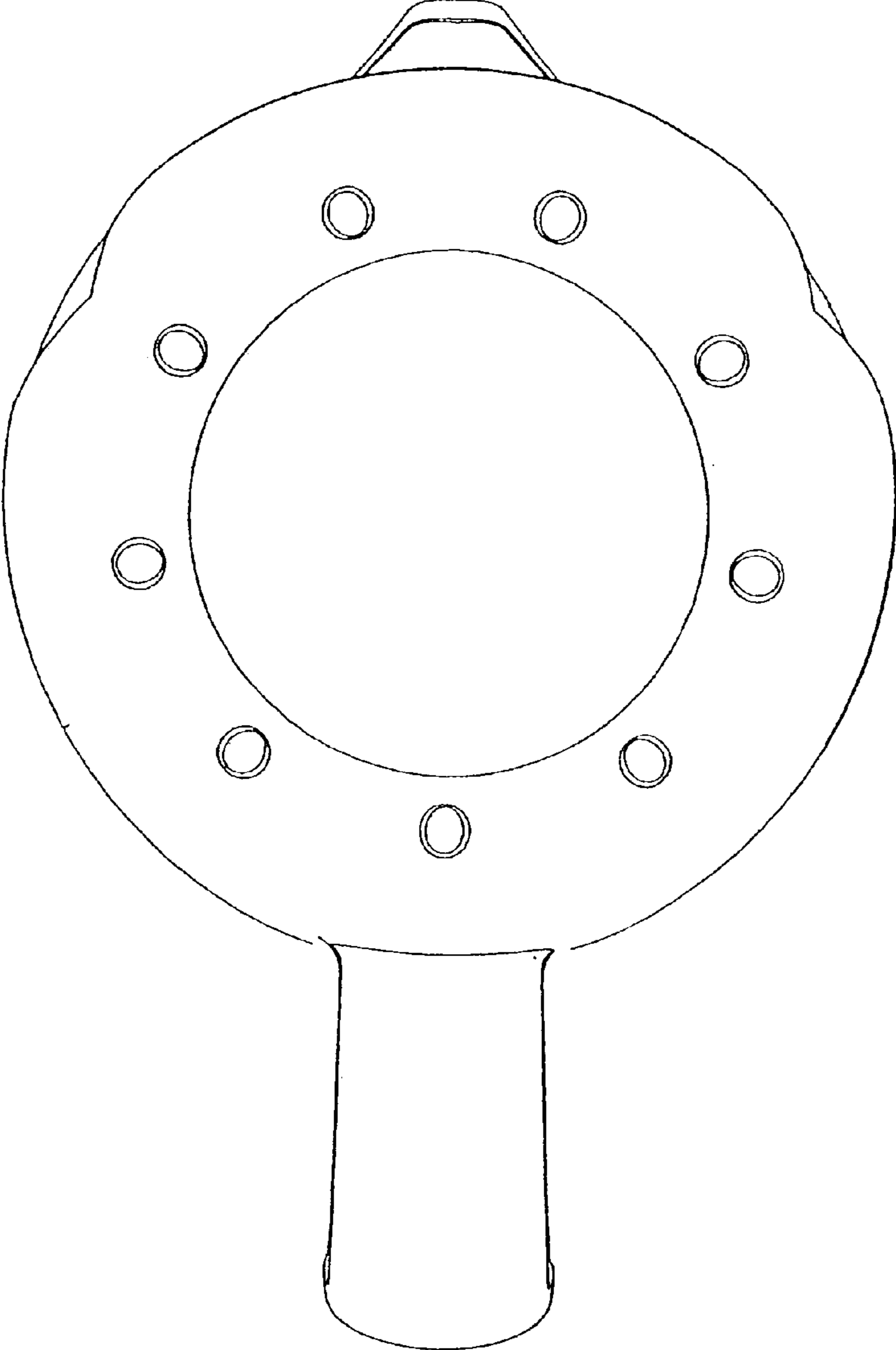


Fig. 7