



US00D513913S

(12) **United States Design Patent**
Harwanko

(10) **Patent No.:** **US D513,913 S**
(45) **Date of Patent:** **** Jan. 31, 2006**

(54) **CABINET**

(75) **Inventor:** **Jeffrey Harwanko**, Wilmington, DE
(US)

(73) **Assignee:** **Zenith Products Corp.**, New Castle,
DE (US)

(**) **Term:** **14 Years**

(21) **Appl. No.:** **29/221,662**

(22) **Filed:** **Jan. 18, 2005**

(51) **LOC (8) Cl.** **06-04**

(52) **U.S. Cl.** **D6/559**

(58) **Field of Classification Search** D6/553,
D6/559, 560, 561, 329, 396, 432, 448, 436-439,
D6/444-446; 312/209, 234, 224-225, 242,
312/245; 206/320, 823

See application file for complete search history.

(56) **References Cited**

U.S. PATENT DOCUMENTS

D486,023 S * 2/2004 Walker D6/559

D486,024 S * 2/2004 Walker D6/559
D486,338 S * 2/2004 Walker D6/559
D486,339 S * 2/2004 Walker D6/559
D504,265 S * 4/2005 Walker D6/559
D504,266 S * 4/2005 Clucas D6/559
D504,267 S * 4/2005 Harwanko D6/559

* cited by examiner

Primary Examiner—Brian N Vinson

(74) *Attorney, Agent, or Firm*—Edgar A. Zarins; Lloyd D. Doigan

(57) **CLAIM**

The ornamental design for a cabinet, as shown and described.

DESCRIPTION


FIG. 1 is a perspective view of a cabinet showing my new design;

FIG. 2 is a front elevational view thereof;

FIG. 3 is a top plan view thereof; and,

FIG. 4 is a left side view thereof, the opposite side being a mirror image of the side shown.

1 Claim, 2 Drawing Sheets






Fig-1




Fig-2




Fig-3

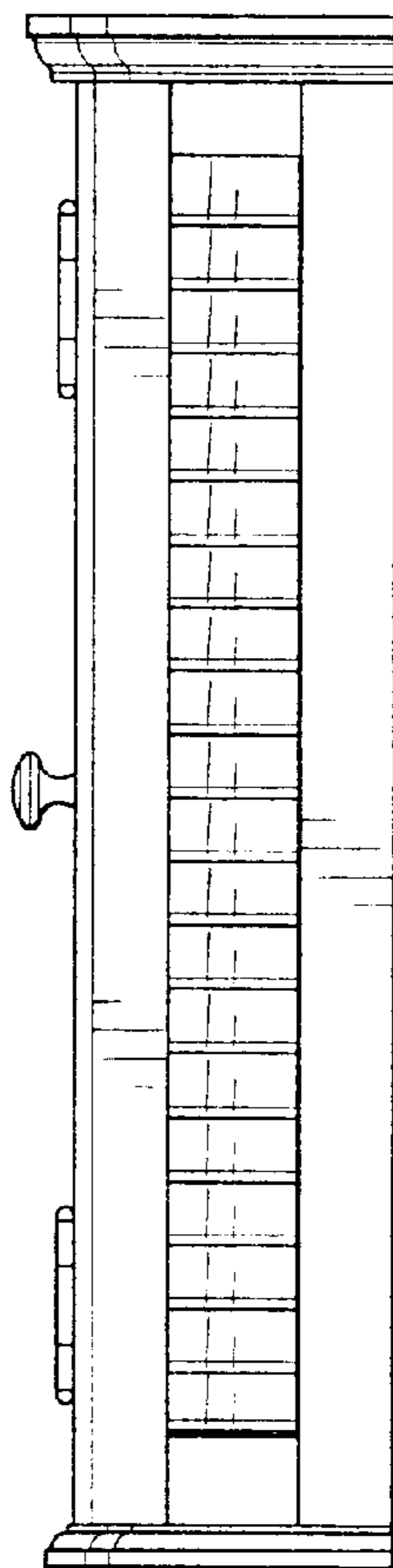


Fig-4