



US00D513909S

(12) **United States Design Patent**
Bibi

(10) **Patent No.:** **US D513,909 S**
(45) **Date of Patent:** **** Jan. 31, 2006**

(54) **CONTEMPORARY STYLE TABLE**

(76) Inventor: **Reuben Bibi**, P.O. Box 230048,
Brooklyn, NY (US) 11223

(**) Term: **14 Years**

(21) Appl. No.: **29/203,911**

(22) Filed: **Apr. 21, 2004**

(51) **LOC (8) Cl.** **06-03**

(52) **U.S. Cl.** **D6/484**

(58) **Field of Classification Search** D6/480-489,
D6/495-499, 429, 450, 451, 434, 436; 108/153.1,
108/155, 156, 13, 11, 157.1, 161, 33, 38,
108/39; 248/188, 188.1, 188.8
See application file for complete search history.

(56) **References Cited**

U.S. PATENT DOCUMENTS

D391,422 S	*	3/1998	Lewis	D6/484
D399,374 S	*	10/1998	Schubert	D6/480
D414,354 S	*	9/1999	Gower	D6/484
D457,748 S	*	5/2002	Wistehuff, Sr.	D6/436

OTHER PUBLICATIONS

Imperial Tables, Mar. 14, 1958, p. 29 #3912 game table at lower left.*

* cited by examiner

Primary Examiner—Janice E. Seeger

(74) *Attorney, Agent, or Firm*—Ezra Sutton, Esq.

(57) **CLAIM**

The ornamental design for a contemporary style table, as shown and described.

DESCRIPTION

FIG. 1 is a front perspective view of a contemporary style table embodying my new design with a first playing surface on the top of the table;

FIG. 2 is a front perspective view of a contemporary style table embodying my new design with a second playing surface rotated to the top of the table;

FIG. 3 is a front elevational view thereof;


FIG. 4 is a rear elevational view thereof;

FIG. 5 is a left side elevational view thereof, and the right side elevational view being a mirror image thereof;

FIG. 6 is a top plan view thereof; and,

FIG. 7 is a bottom plan view thereof.

1 Claim, 5 Drawing Sheets






FIG. 1




FIG. 2

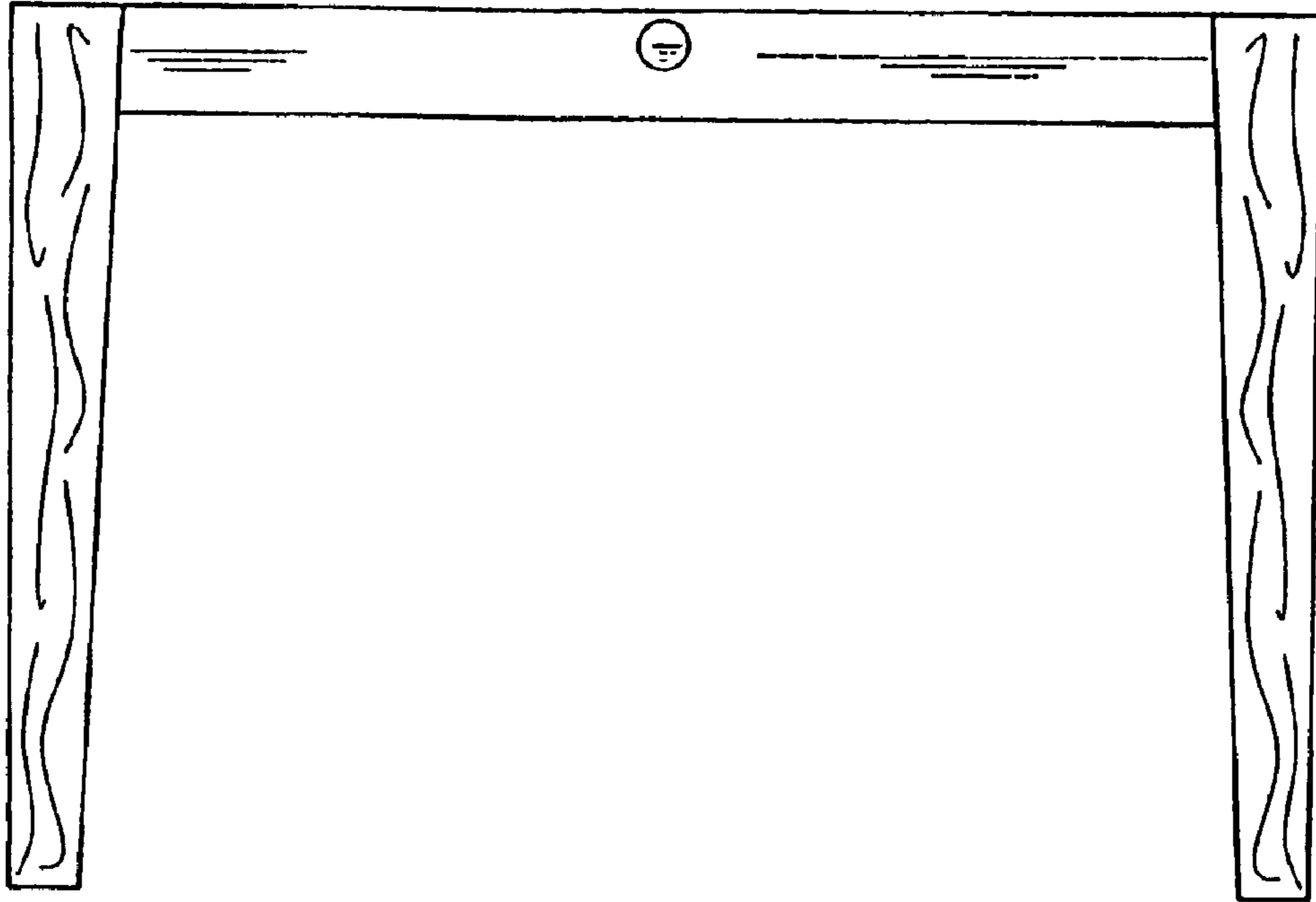


FIG. 3




FIG. 4




FIG. 5




FIG. 6




FIG. 7