



US00D513907S

(12) **United States Design Patent**  
**O'Hare**

(10) **Patent No.:** **US D513,907 S**

(45) **Date of Patent:** **\*\* Jan. 31, 2006**

(54) **CHINA**

D469,632 S \* 2/2003 Stanton ..... D6/470  
D488,645 S \* 4/2004 Stanton ..... D6/470

(75) **Inventor:** **Timothy M. O'Hare**, Oak Ridge, NC  
(US)

\* cited by examiner

(73) **Assignee:** **Thomasville Furniture Industries, Inc.**, Thomasville, NC (US)

*Primary Examiner*—Cathron C. Brooks  
(74) *Attorney, Agent, or Firm*—Womble, Carlyle Sandridge & Rice, PLLC

(\*\*) **Term:** **14 Years**

(57) **CLAIM**

(21) **Appl. No.:** **29/216,043**

The ornamental design for a china, as shown and described.

(22) **Filed:** **Oct. 28, 2004**

**DESCRIPTION**

(51) **LOC (8) Cl.** ..... **06-04**

(52) **U.S. Cl.** ..... **D6/470; D6/441**

(58) **Field of Classification Search** ..... D6/432,  
D6/436-441, 445-448, 970-972; 312/114,  
312/204, 224

FIG. 1 is a perspective view of a china showing my new design;

FIG. 2 is a front elevational view thereof; and,

FIG. 3 is an side elevational view, the opposite side being a mirror image thereof.

See application file for complete search history.

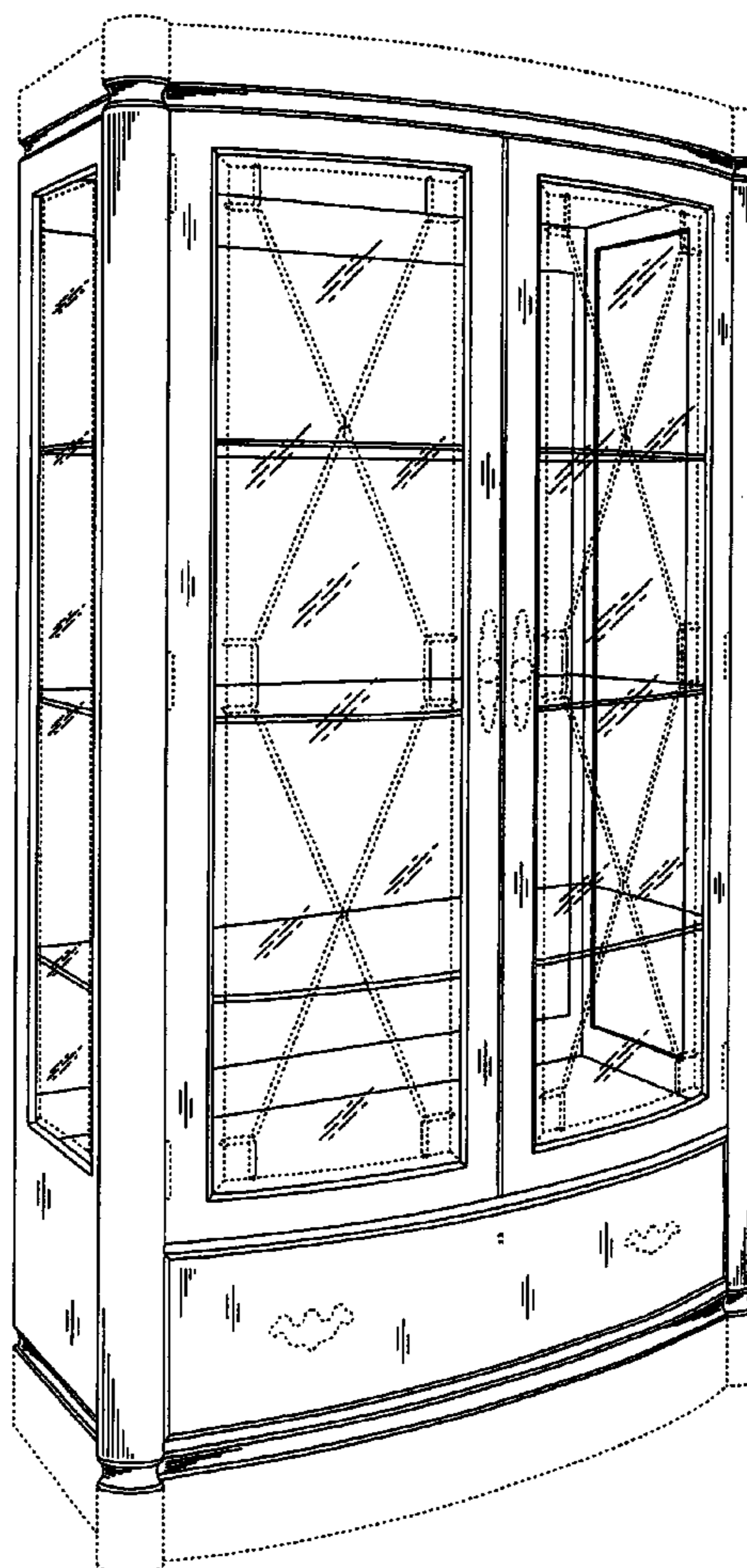
The views of the china not shown form no part of the claimed design. The broken lines depicting etching on glass surfaces, hardware and moulding represent environmental elements only and form no part of the claimed design.

(56) **References Cited**

**U.S. PATENT DOCUMENTS**

D390,719 S \* 2/1998 Walters et al. .... D6/438

**1 Claim, 3 Drawing Sheets**



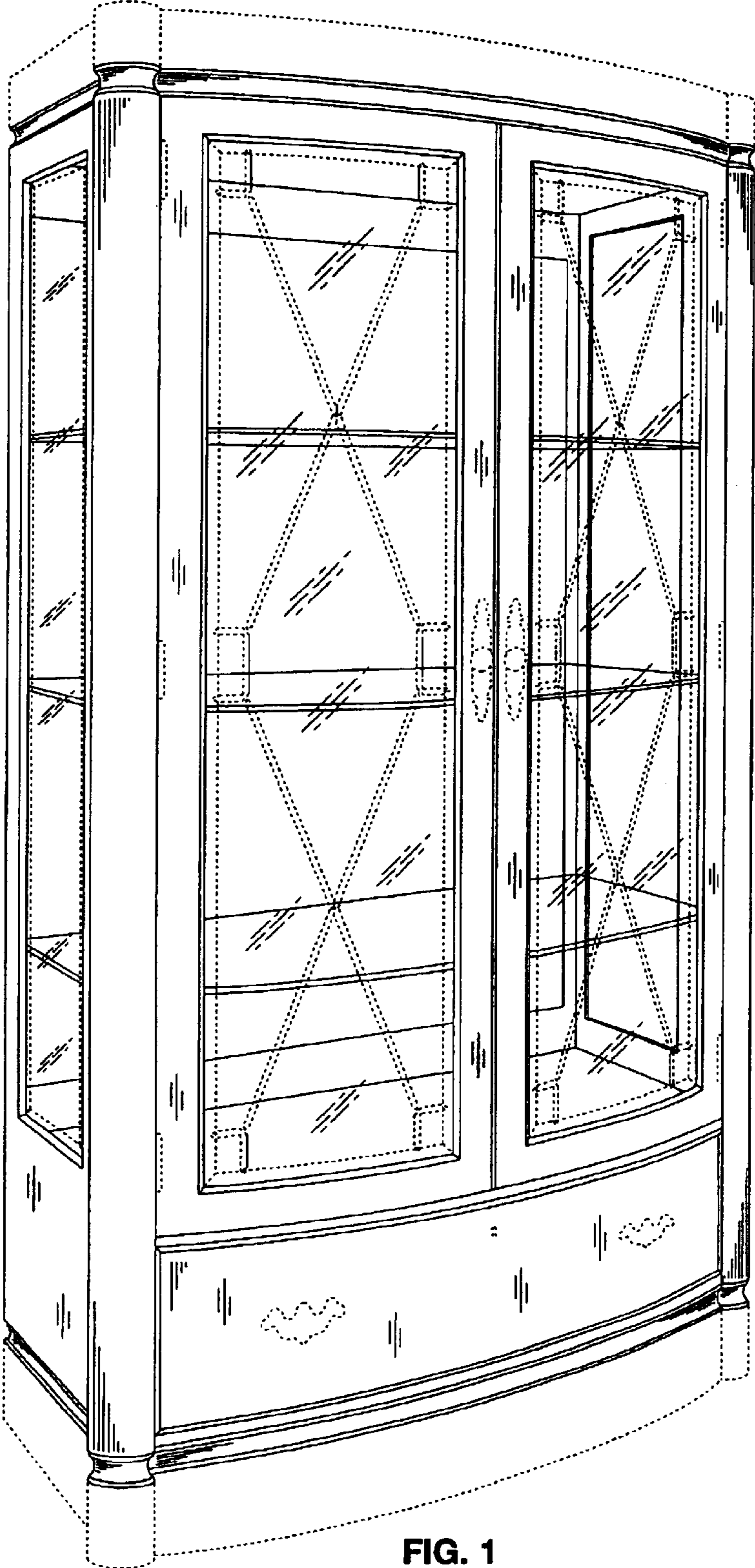


FIG. 1

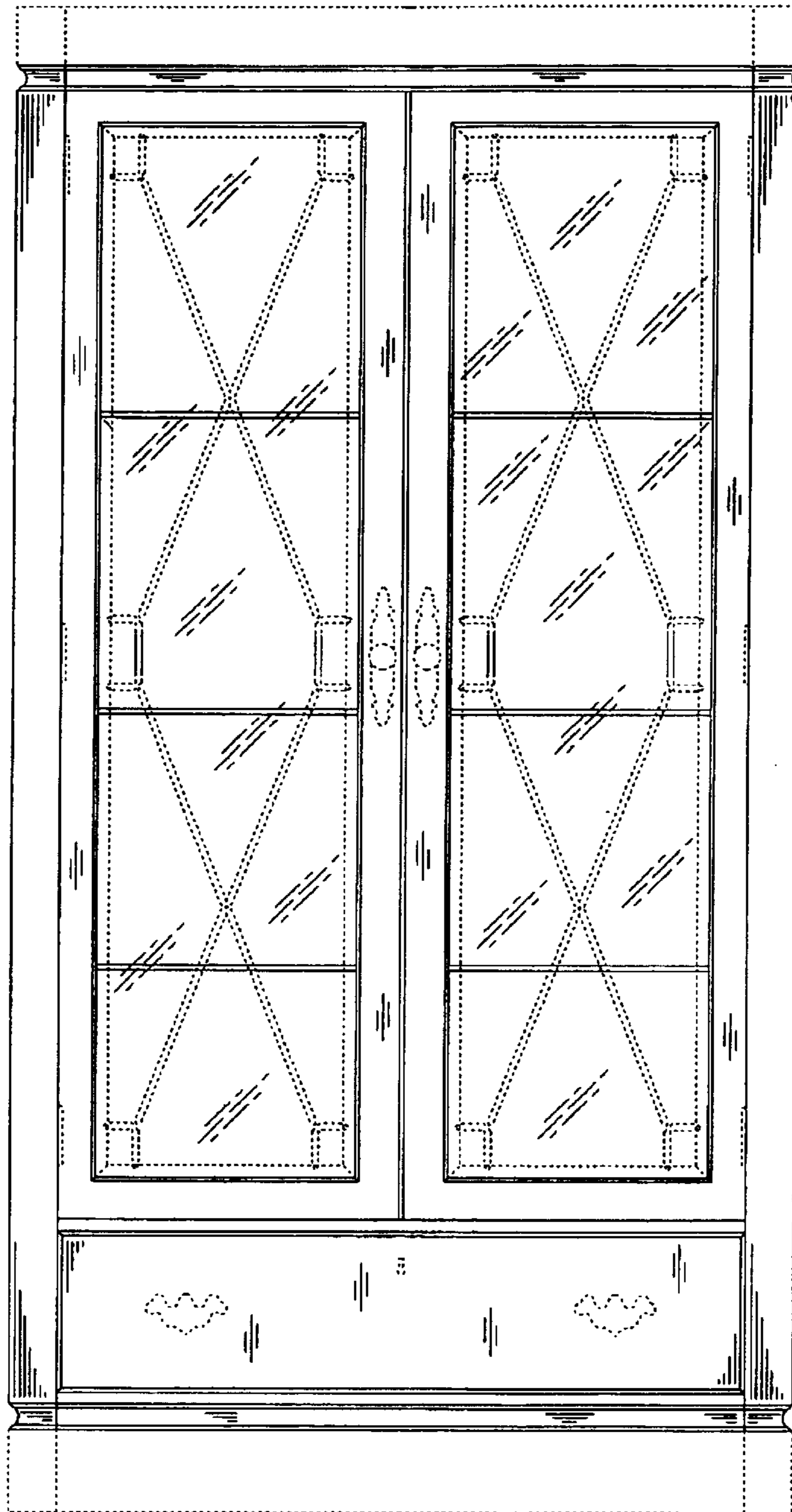


FIG. 2

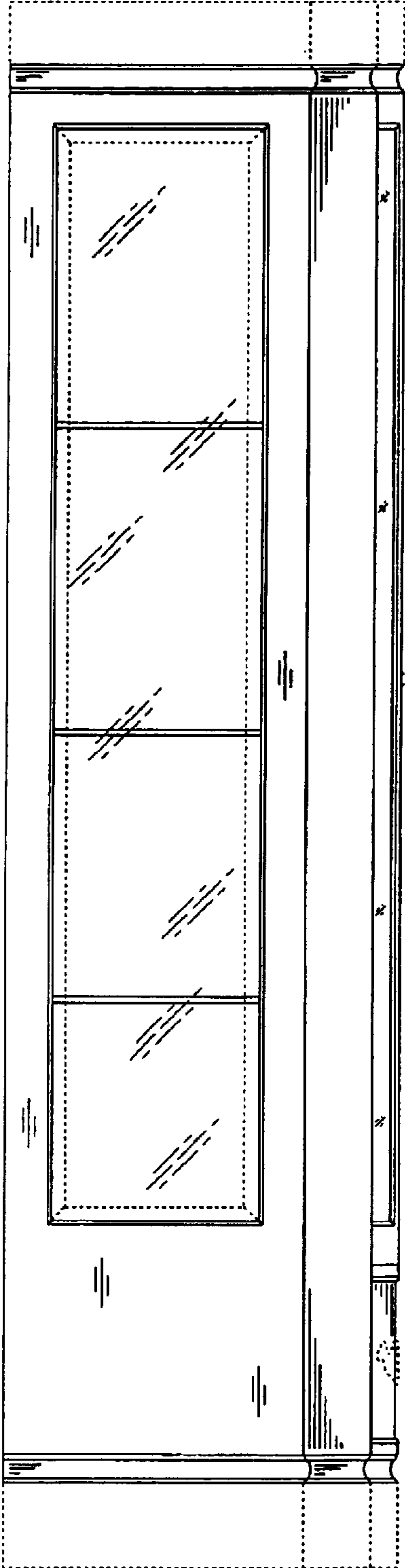


FIG. 3