



US00D513905S

(12) **United States Design Patent**
Lucatello

(10) **Patent No.:** **US D513,905 S**
(45) **Date of Patent:** **** Jan. 31, 2006**

(54) **CABINET FOR ENCLOSING A TV SET AND OTHER MEDIA APPARATUS**

(75) Inventor: **Luciano Lucatello**, Biancade di Roncade (IT)

(73) Assignee: **Societa' Vetraria Biancadese Sas**, Biancade di Roncade (IT)

(**) Term: **14 Years**

(21) Appl. No.: **29/209,360**

(22) Filed: **Jul. 15, 2004**

(51) **LOC (8) Cl.** **06-06**

(52) **U.S. Cl.** **D6/432; D6/470; D14/308; D14/129**

(58) **Field of Classification Search** **D6/432, D6/448, 470-472; D14/126, 129, 133, 308, D14/371; 312/7.2, 102, 114, 118, 119, 140.1**
See application file for complete search history.

(56) **References Cited**

U.S. PATENT DOCUMENTS

D125,900 S	*	3/1941	Mosheim	D6/472
D162,746 S	*	4/1951	Oakler et al.	D6/470
D170,966 S	*	12/1953	Claus	D6/436
4,209,926 A	*	7/1980	Ueki et al.	D6/468
D366,975 S	*	2/1996	Kaga	D6/470
D373,584 S	*	9/1996	Anand	D14/126
D377,784 S	*	2/1997	Wilson	D14/302
D378,082 S	*	2/1997	Wilson	D14/302

5,664,851 A	*	9/1997	Dunn	312/114
D408,383 S	*	4/1999	Carter et al.	D14/374
D422,575 S	*	4/2000	Tikhonski et al.	D14/374
D446,964 S	*	8/2001	Alexandersson	D6/432
D461,785 S	*	8/2002	Wilmotte	D14/126
D469,414 S	*	1/2003	Lewis	D14/126
D472,223 S	*	3/2003	Wilmotte	D14/126
D473,554 S	*	4/2003	Landerholm et al.	D14/302
D478,582 S	*	8/2003	Becker et al.	D14/302
D491,173 S	*	6/2004	Hendel	D14/307

* cited by examiner

Primary Examiner—Cathron C. Brooks

(74) *Attorney, Agent, or Firm*—Wenderoth, Lind & Ponack, L.L.P.

(57) **CLAIM**

The ornamental design for a cabinet for enclosing a TV set and other media apparatus, as shown.

DESCRIPTION

FIG. 1 is a front perspective view of a cabinet for enclosing a TV set and other media apparatus according to the present invention;

FIG. 2 is a front view of the cabinet;

FIG. 3 is a rear view of the cabinet;



FIG. 4 is a bottom view of the cabinet;

FIG. 5 is a top view of the cabinet;

FIG. 6 is a rear perspective view of the cabinet; and,

FIG. 7 is a side view of the cabinet.

1 Claim, 2 Drawing Sheets



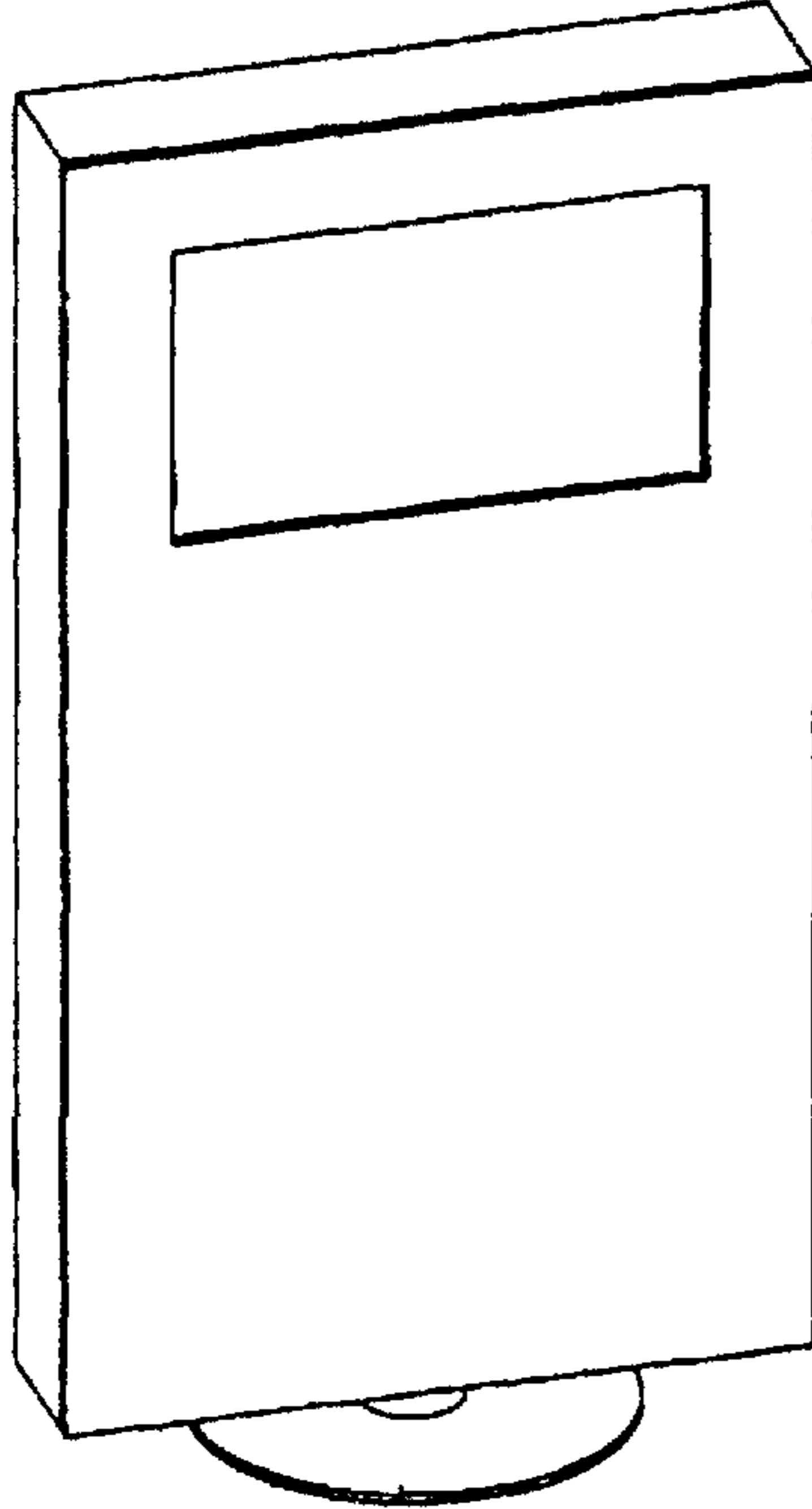


FIGURE 1




FIGURE 2

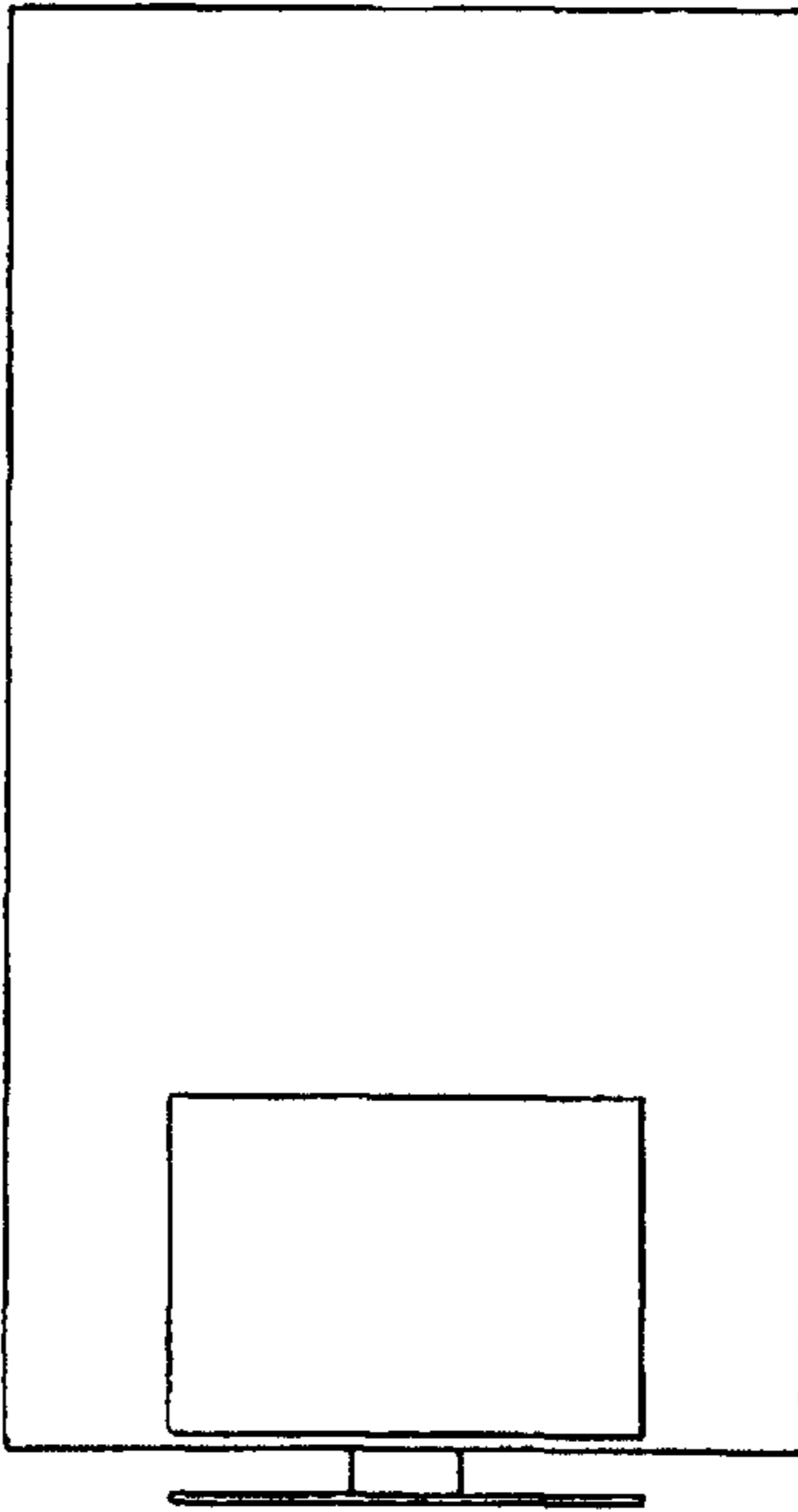


FIGURE 3

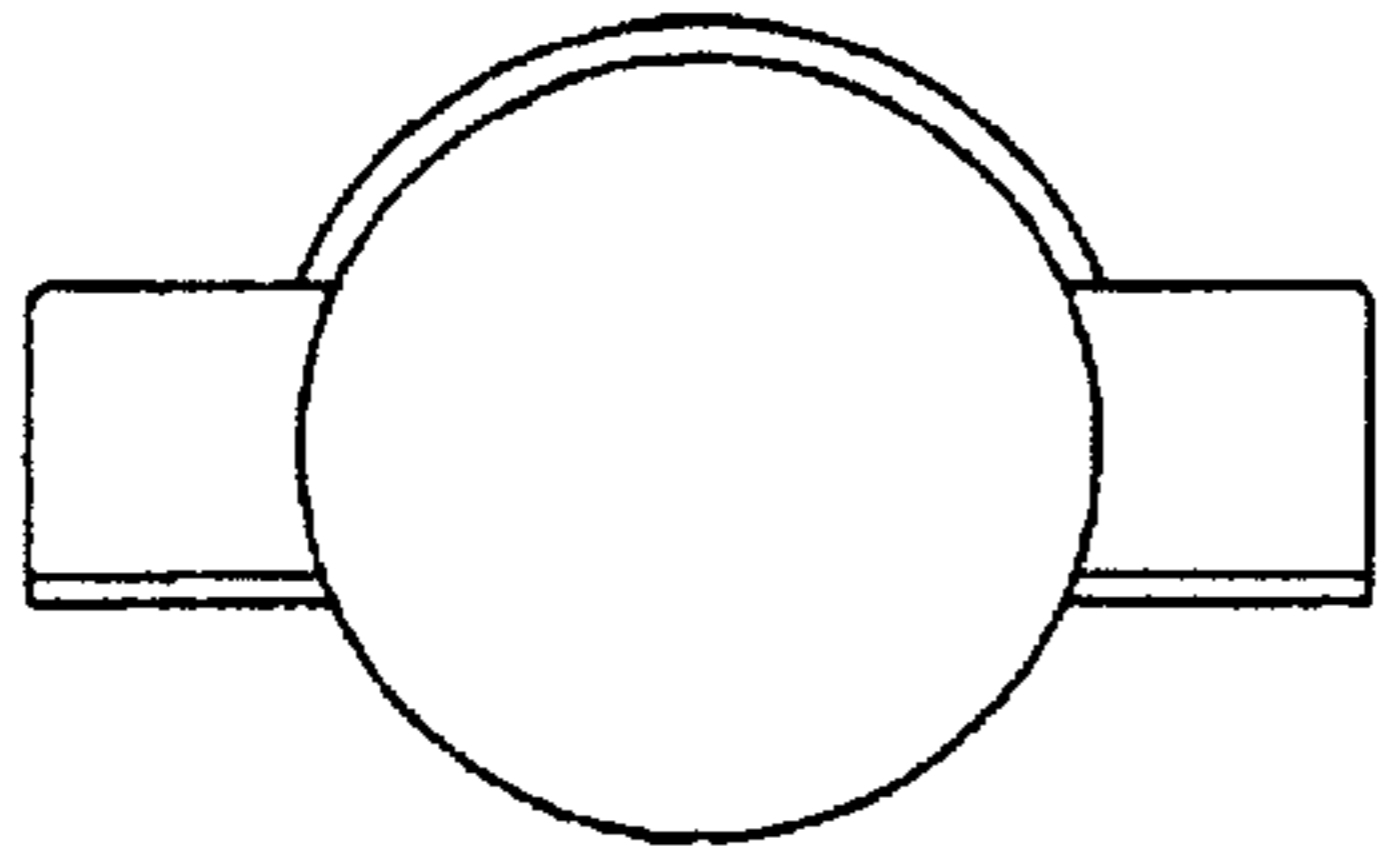


FIGURE 4




FIGURE 6

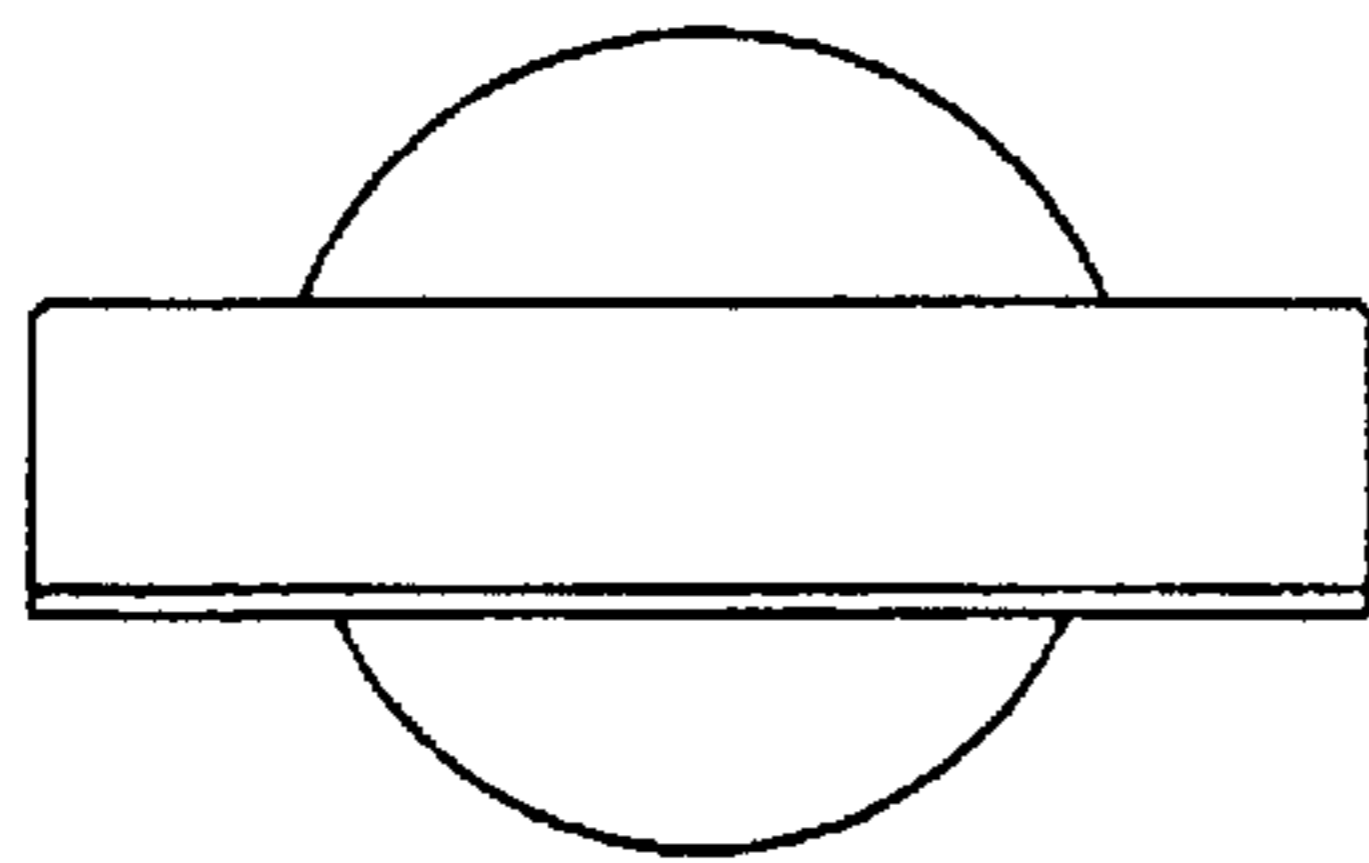


FIGURE 5

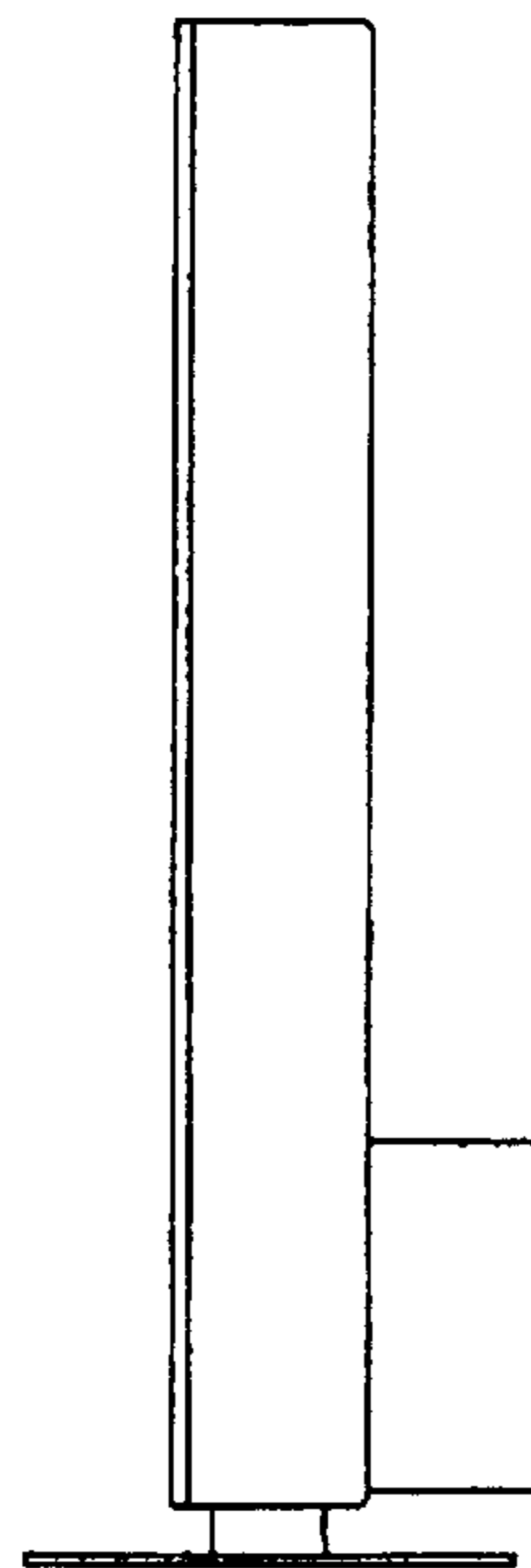


FIGURE 7