



US00D513894S

(12) **United States Design Patent**  
**Juraschek**

(10) **Patent No.:** **US D513,894 S**  
(45) **Date of Patent:** **\*\* Jan. 31, 2006**

(54) **SURFACE CONFIGURATION OF A VEHICLE SEAT**

(75) Inventor: **Romuald Juraschek**, Althengstett (DE)

(73) Assignee: **Dr. Ing. h.c.F. Porsche**  
**Aktiengesellschaft**, Stuttgart (DE)

(\*\*) Term: **14 Years**

(21) Appl. No.: **29/222,478**

(22) Filed: **Feb. 1, 2005**

(30) **Foreign Application Priority Data**

Aug. 17, 2004 (EM) ..... 000217377

(51) **LOC (8) Cl.** ..... **06-01**

(52) **U.S. Cl.** ..... **D6/356**

(58) **Field of Classification Search** ..... D6/334,  
D6/356, 367, 368, 374, 375, 381, 500-502;  
D6/297/232, 353, 354.1, 452.24, 452.26,  
297/452.34, 452.35

See application file for complete search history.

(56) **References Cited**

**U.S. PATENT DOCUMENTS**

D134,560 S \* 12/1942 Fletcher ..... D6/356  
D219,584 S \* 12/1970 McQueen ..... D6/356  
D219,813 S \* 2/1971 McQueen ..... D6/356  
D234,033 S \* 1/1975 Tarbet ..... D6/356

D283,469 S \* 4/1986 Zimmerman ..... D6/356  
D315,255 S \* 3/1991 Beermann ..... D6/356  
D317,534 S \* 6/1991 Hansel ..... D6/356  
D321,095 S \* 10/1991 Bockwoldt ..... D6/356  
D336,791 S \* 6/1993 Stidd ..... D6/356  
D396,152 S \* 7/1998 Beermann et al. .... D6/356  
D411,690 S \* 6/1999 Kneip et al. .... D6/356  
D453,078 S \* 1/2002 Yamazaki et al. .... D6/356

\* cited by examiner

*Primary Examiner*—Mimosa De

(74) *Attorney, Agent, or Firm*—Crowell & Moring LLP

(57) **CLAIM**

The ornamental design for a surface configuration of a vehicle seat, as shown and described.

**DESCRIPTION**

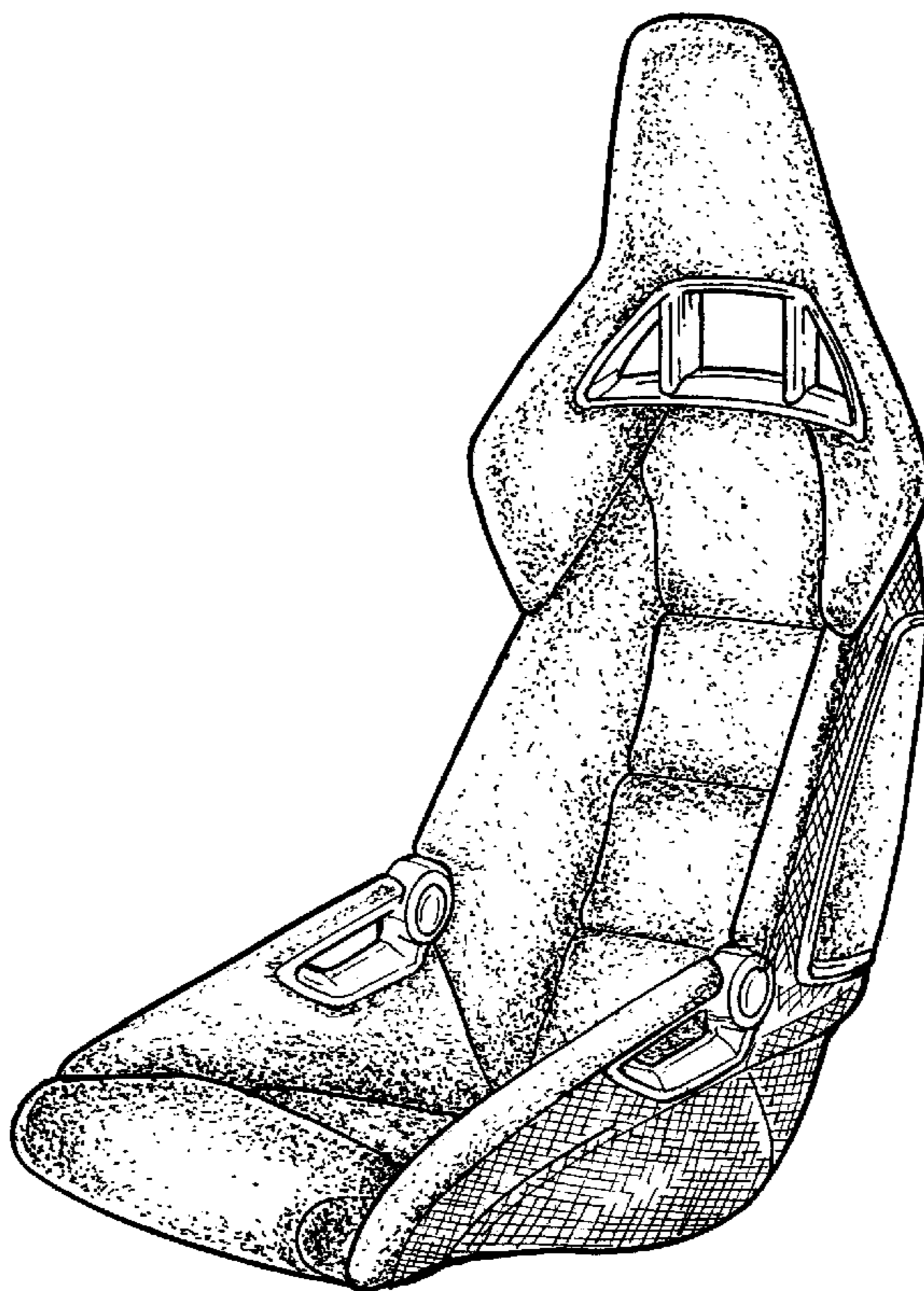
This application is related to the following co-pending application, of the inventor, filed on even date herewith: Application Ser. No. 29/222,477, entitled "Surface Configuration of a Vehicle Seat".

FIG. 1 is a perspective view of a surface configuration of a vehicle seat according to my novel design;

FIG. 2 is a front view of the surface configuration of a vehicle seat according to my novel design; and,

FIG. 3 is a left side view of the surface configuration of a vehicle seat according to my novel design.

**1 Claim, 2 Drawing Sheets**



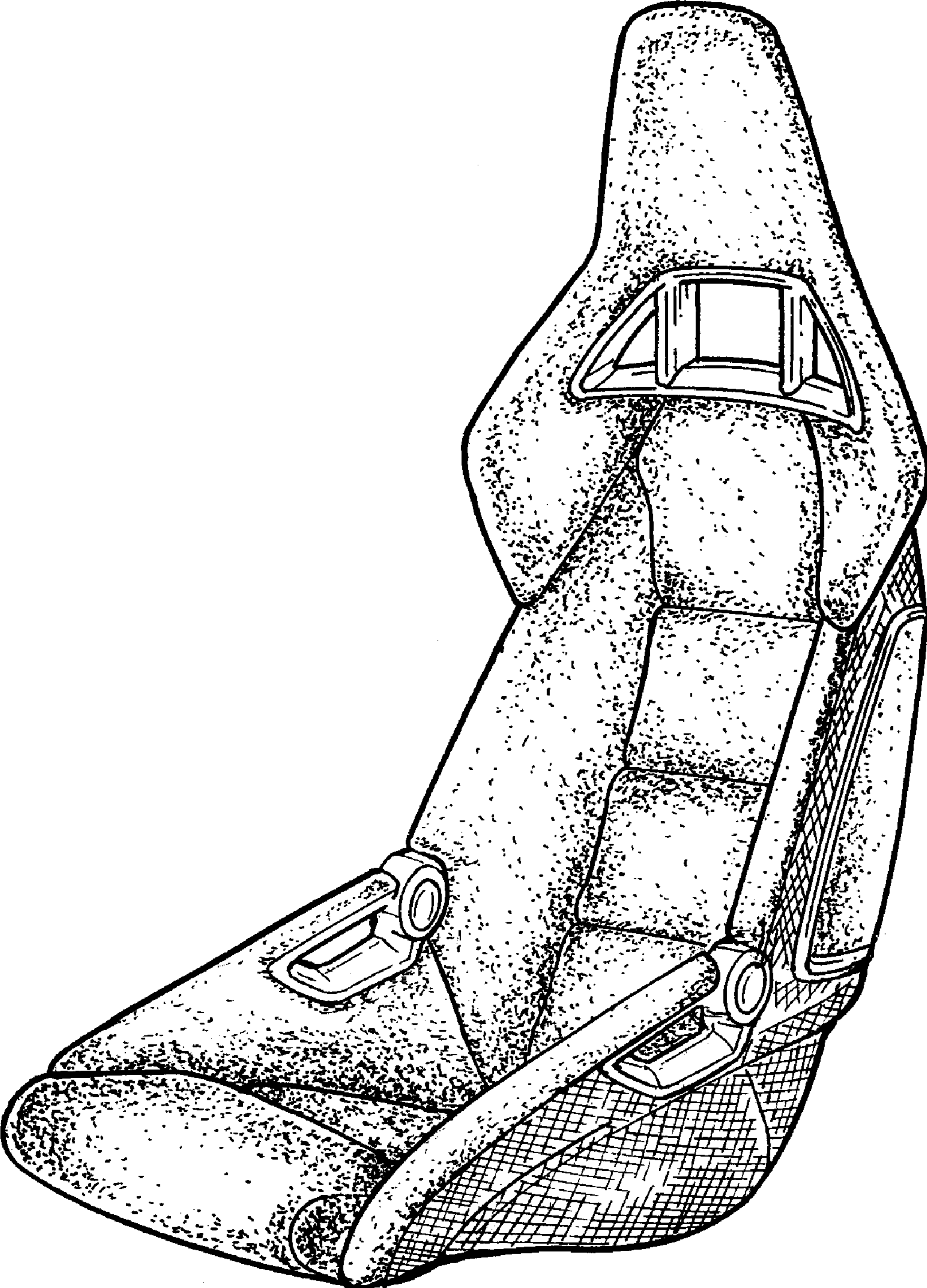


FIG. 1

FIG. 3

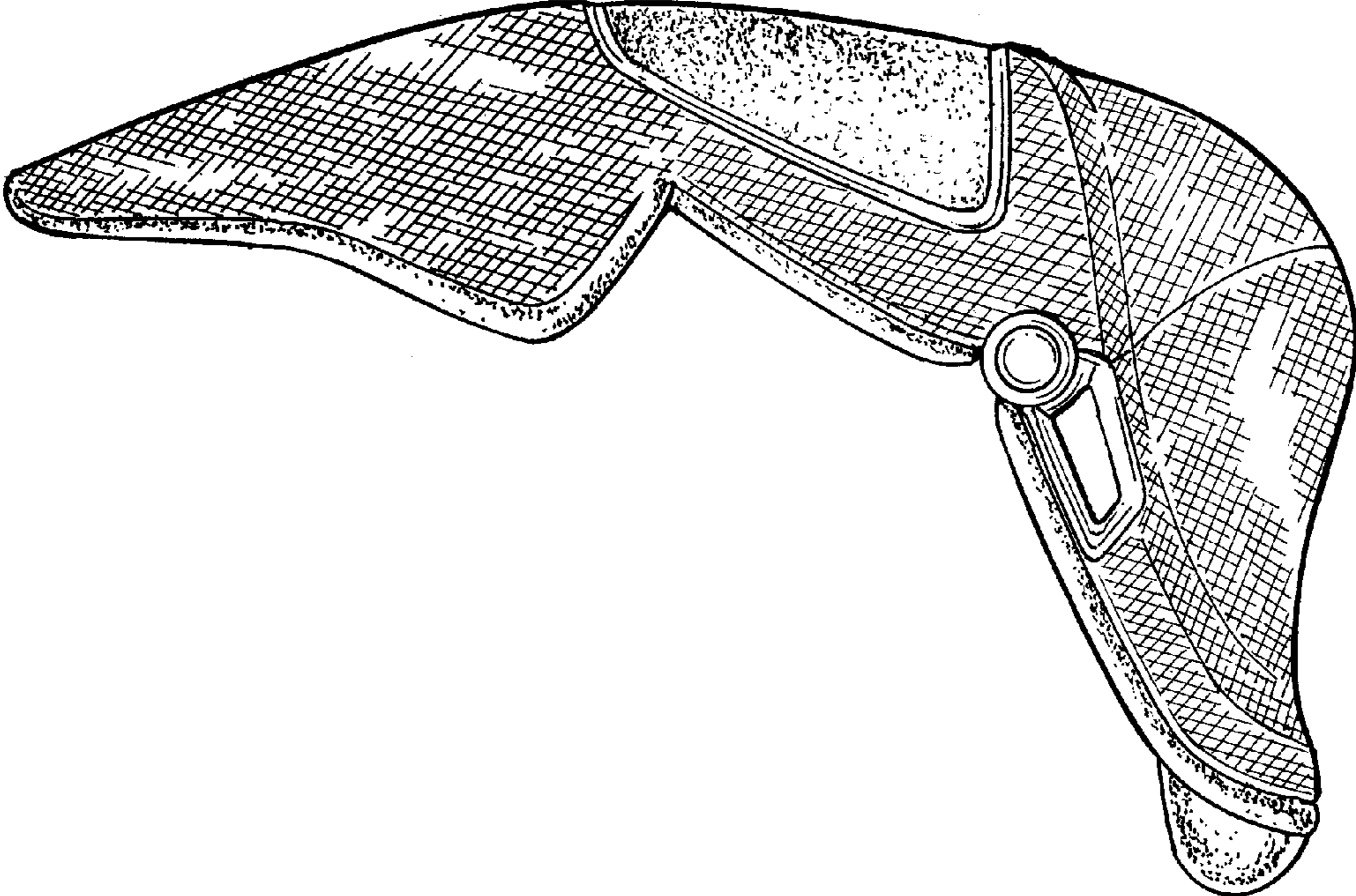


FIG. 2

