



US00D513890S

(12) **United States Design Patent**
Berry et al.

(10) **Patent No.:** **US D513,890 S**
(45) **Date of Patent:** **** Jan. 31, 2006**

(54) **CHAIR**

(75) Inventors: **Rick Berry**, Hickory, NC (US); **Dave Clark**, Charlotte, NC (US)

(73) Assignee: **Bernhardt, L.L.C.**, Lenoir, NC (US)

(**) Term: **14 Years**

(21) Appl. No.: **29/211,081**

(22) Filed: **Aug. 11, 2004**

(51) **LOC (8) Cl.** **06-01**

(52) **U.S. Cl.** **D6/334**

(58) **Field of Classification Search** D6/334-336,
D6/371-374, 379, 380, 500-502; 297/445.1,
297/446.1, 447.1, 448.2

See application file for complete search history.

(56) **References Cited**

U.S. PATENT DOCUMENTS

D340,364 S	*	10/1993	Caldwell	D6/370
D358,503 S	*	5/1995	Ginat	D6/379
D364,743 S		12/1995	Lewis	D6/334
D372,807 S	*	8/1996	Huang	D6/380
D380,099 S	*	6/1997	Censullo, Jr.	D6/380
D417,967 S		12/1999	O'Hare	D6/370
D460,872 S	*	7/2002	Diaz-Azcuy	D6/370
D477,927 S	*	8/2003	Kreiss	D6/379
D488,310 S		4/2004	Berry et al.	D6/334

OTHER PUBLICATIONS

Opus XIX Dining Room. Catalog [online]. Bernhardt, 2005 [retrieved on Mar. 16, 2005]. Retrieved from the Internet: <URL: www.bernhardt.com/live/products/collections/opus/DR2.php>.*

Opus XIX Dining Room. Catalog [online]. Bernhardt, 2005 [retrieved on Mar. 16, 2005]. Retrieved from the Internet: <URL: www.bernhardt.com/live/products/collections/opus/DR3.php>.*

Two of a set of ten (8 & 2) Hepple-white mahogany stick-back chairs. Chairs and Couches by Curtis. © 1977.*
Continental Regency style occasional chair. Chairs and Couches by Curtis. © 1977.*

* cited by examiner

Primary Examiner—Caron D. Veynar

Assistant Examiner—Vy Nguyen

(74) *Attorney, Agent, or Firm*—McCord Mason PLLC

(57) **CLAIM**

The ornamental design for a chair, as shown and described.

DESCRIPTION

FIG. 1 is a perspective view of a chair showing my new design;

FIG. 2 is a front view thereof;

FIG. 3 is a side view, the opposite side being a mirror image thereof;

FIG. 4 is a back view thereof;

FIG. 5 is a perspective view of a second embodiment showing my new design;

FIG. 6 is a front view of a second embodiment showing my new design;

FIG. 7 is a side view a second embodiment showing my new design, the opposite side being a mirror image thereof; and,

FIG. 8 is a back view of a second embodiment showing my new design.

1 Claim, 8 Drawing Sheets







FIG. 1

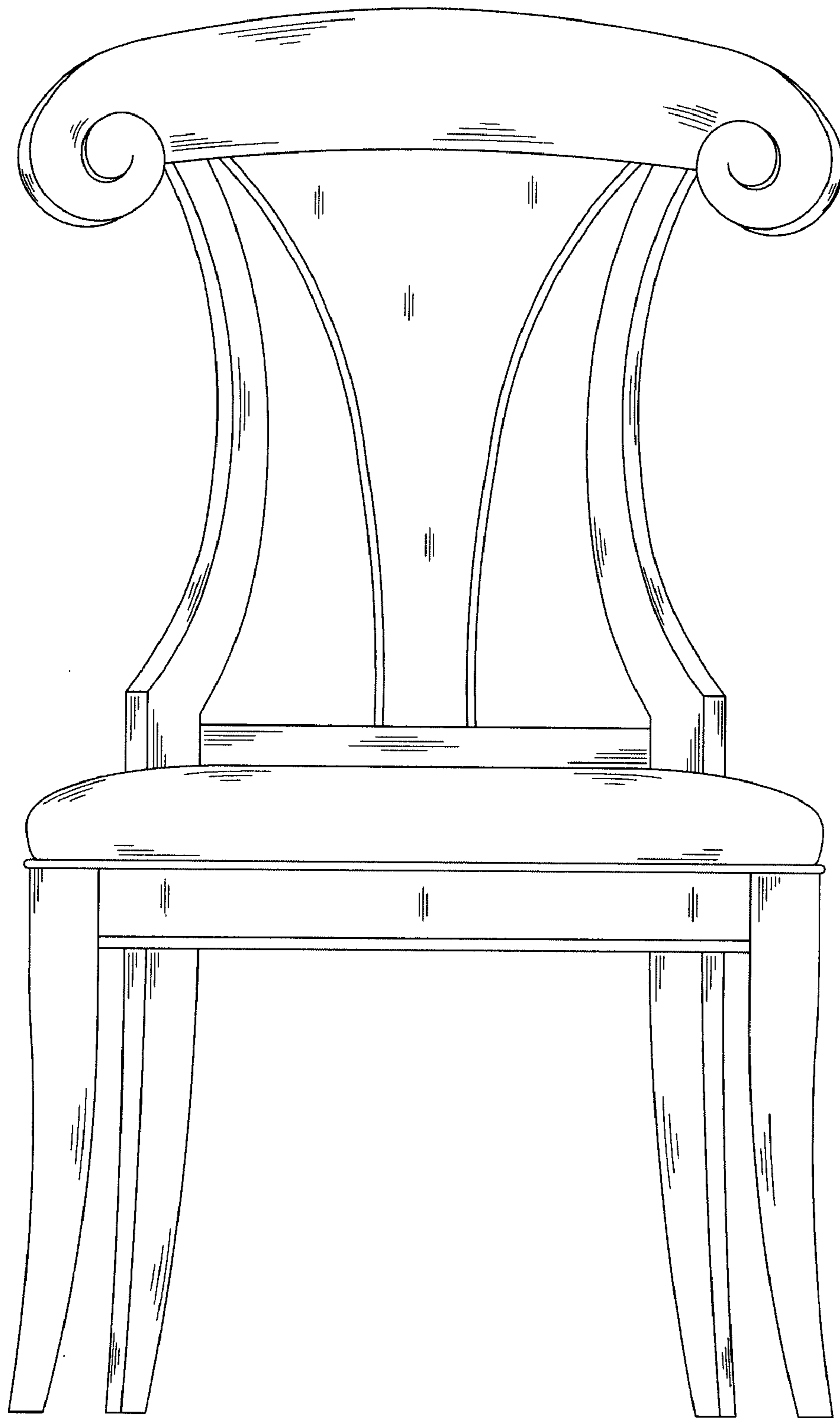


FIG. 2




FIG. 3

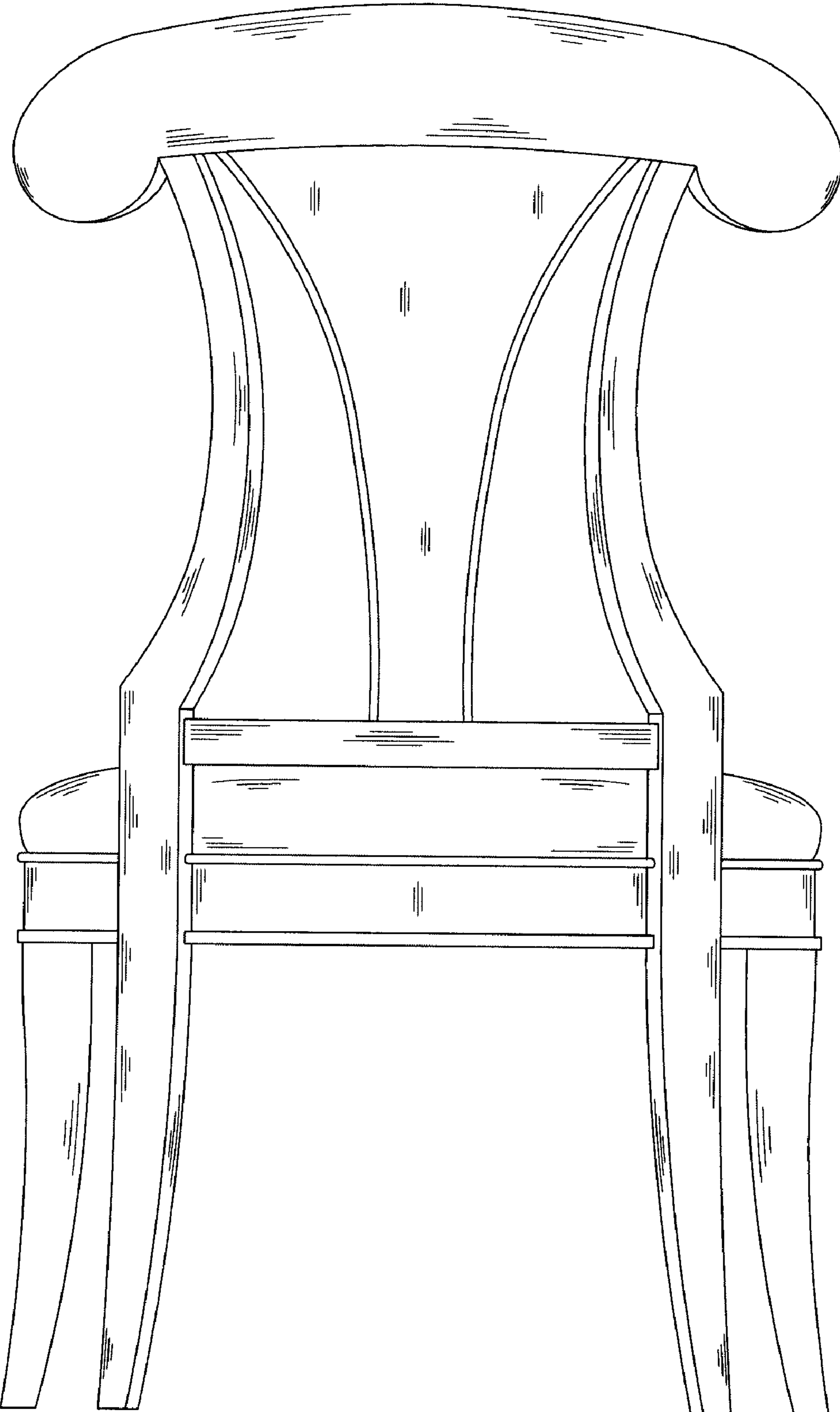


FIG. 4




FIG. 5

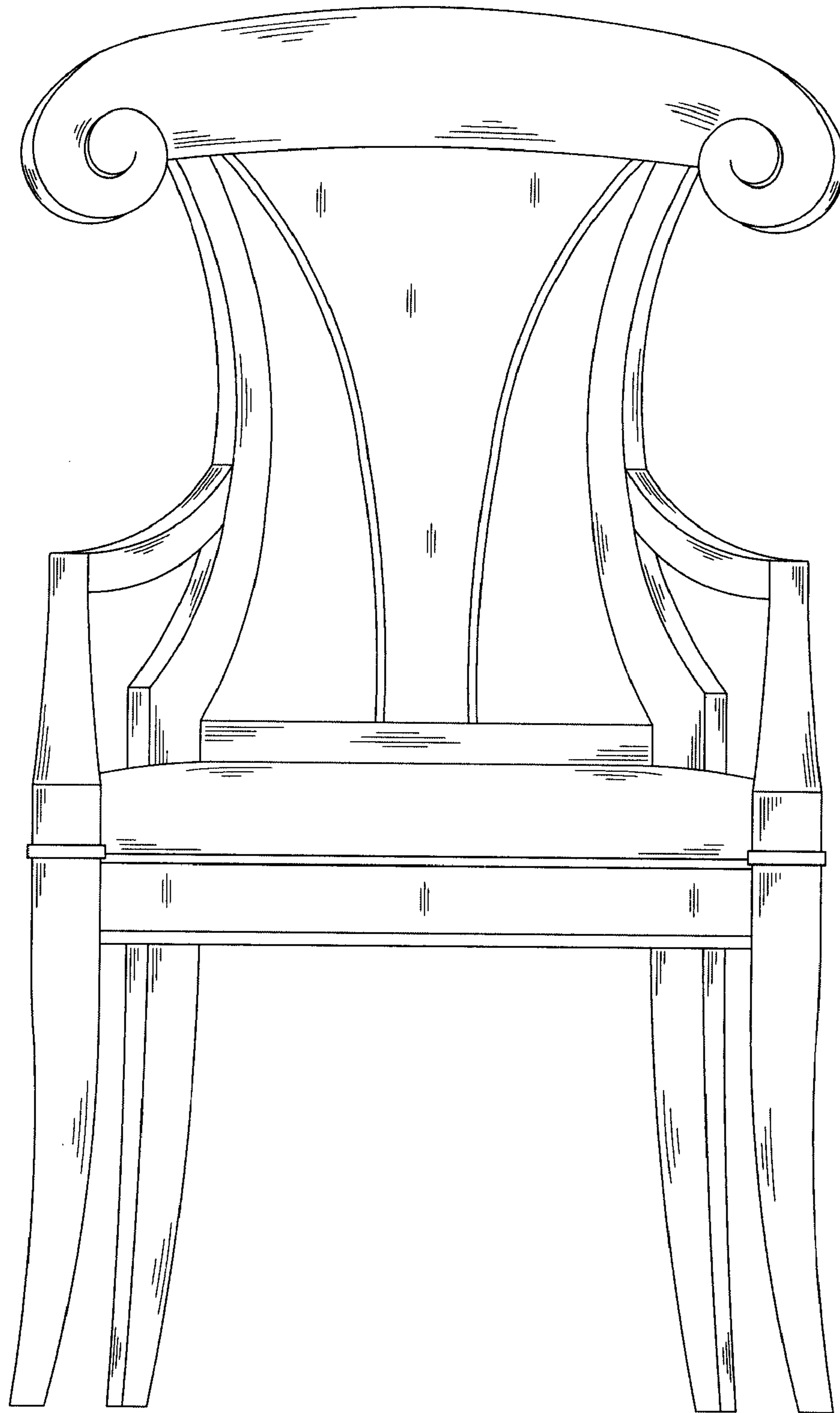


FIG. 6

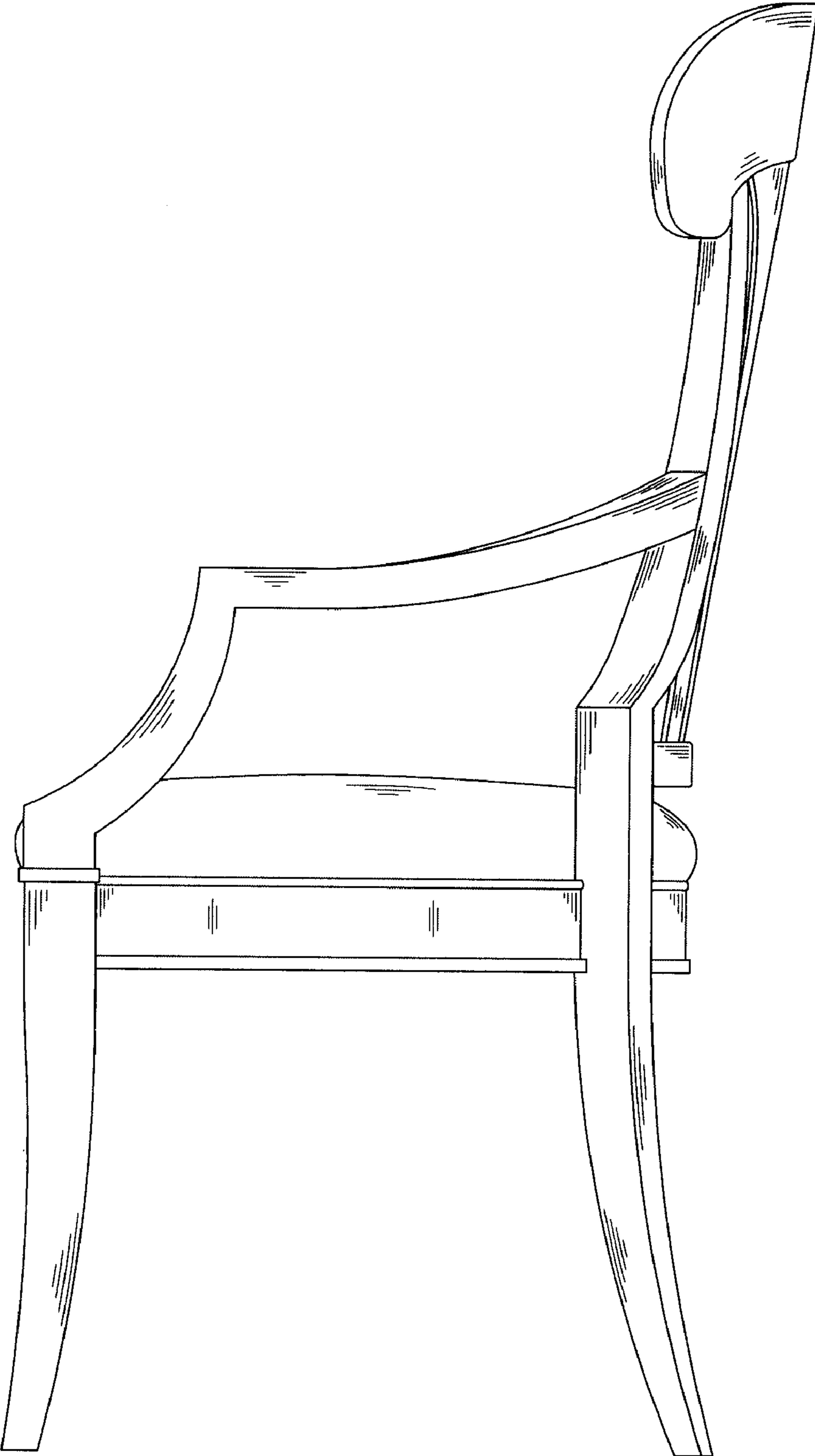


FIG. 7

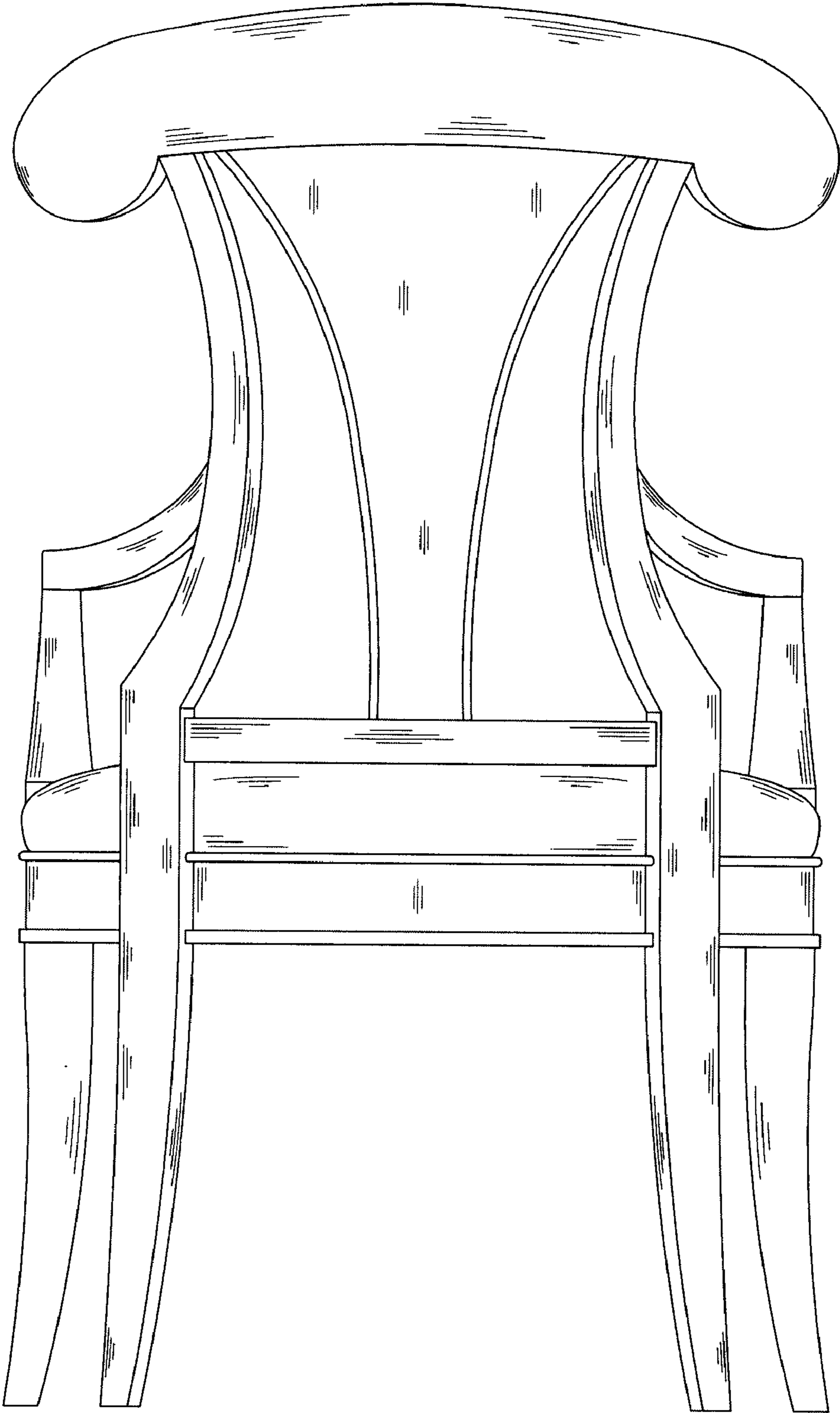


FIG. 8