



US00D513887S

(12) **United States Design Patent**
Henry et al.

(10) **Patent No.:** **US D513,887 S**
(45) **Date of Patent:** **** Jan. 31, 2006**

(54) **PICTURE FRAME**

(76) Inventors: **Eddie Jean Henry**, 1430 W. 65th St.,
Los Angeles, CA (US) 90047; **James**
Henry, 1430 W. 65th St., Los Angeles,
CA (US) 90047

(**) Term: **14 Years**

(21) Appl. No.: **29/204,081**

(22) Filed: **Apr. 26, 2004**

(51) **LOC (8) Cl.** **06-07**

(52) **U.S. Cl.** **D6/311**

(58) **Field of Classification Search** D6/300-314,
D6/444; 40/700, 711, 714, 715, 716, 719,
40/720, 721, 722, 735, 738, 744, 745, 754,
40/765, 768, 769, 790, 798, 597; D20/29-32,
D20/10; D11/131, 133, 134, 135; 359/838,
359/871, 872; 248/466-467; D28/64.1, 64.4
See application file for complete search history.

(56) **References Cited**

U.S. PATENT DOCUMENTS

D69,118 S 12/1925 D'Arina et al.

1,775,784 A 9/1930 Peters
1,802,170 A * 4/1931 Colbert et al. 40/737
D111,795 S 10/1938 Russell
D347,925 S 6/1994 Caracola
D401,768 S 12/1998 Leung
6,510,638 B1 1/2003 Wang
D499,890 S * 12/2004 Peck D6/306

* cited by examiner

Primary Examiner—Janice E. Seeger
Assistant Examiner—Sydney R. Buffalow


(57) **CLAIM**

The ornamental design for a picture frame, as shown and described.

DESCRIPTION

FIG. 1 is a front elevational view of a picture frame showing my new design;
FIG. 2 is a rear elevational view thereof;
FIG. 3 is a side elevational view thereof; and,
FIG. 4 is a top plan view thereof.

1 Claim, 3 Drawing Sheets






FIG. 1

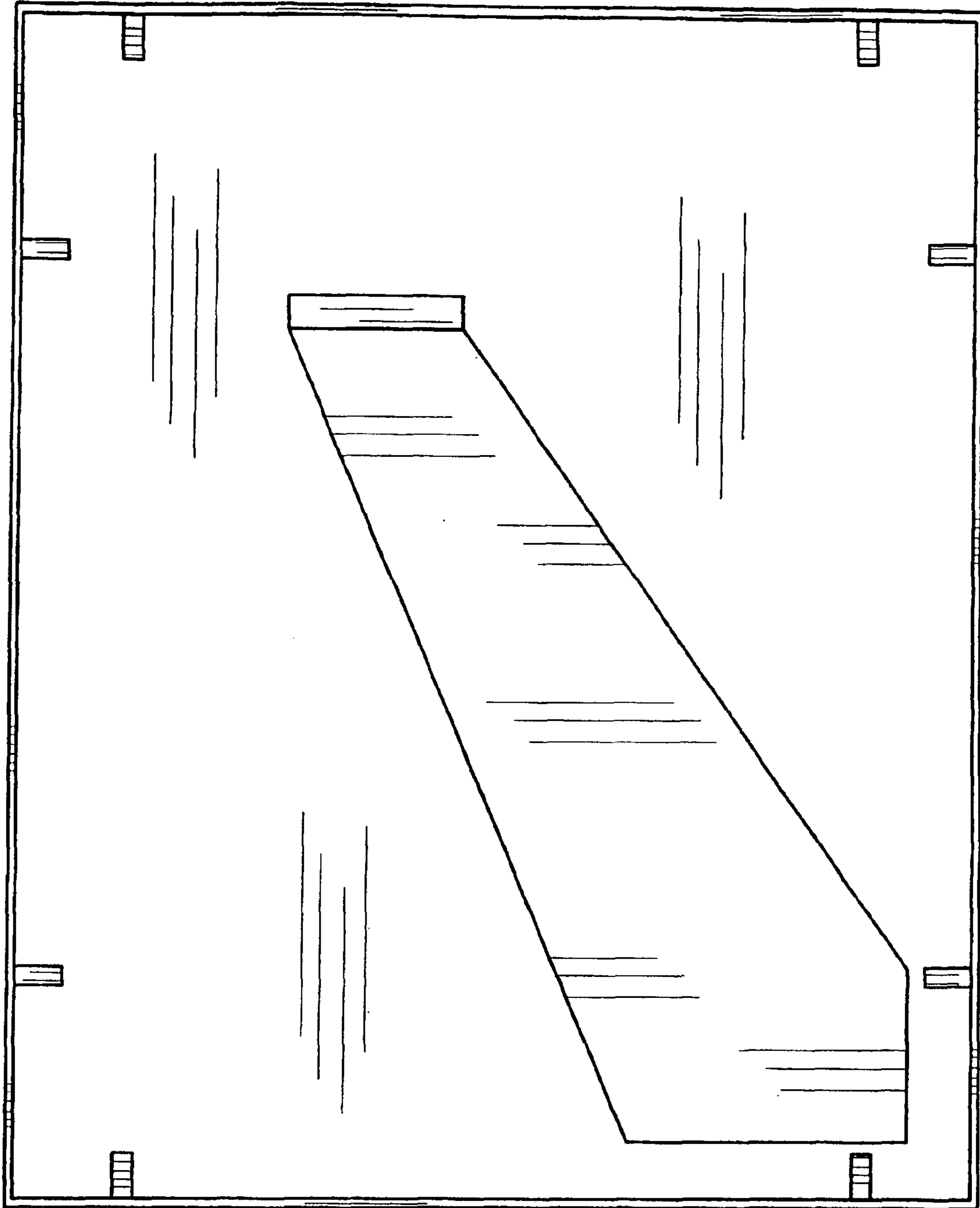


FIG. 2

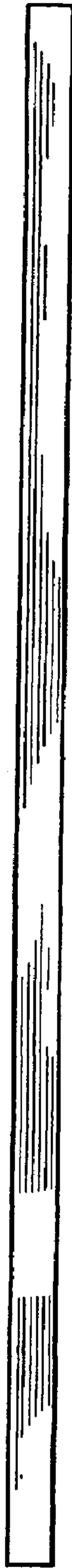


FIG. 3



FIG. 4