



US00D513881S

(12) **United States Design Patent**  
**Meyers et al.**

(10) **Patent No.:** **US D513,881 S**  
(45) **Date of Patent:** **\*\* Jan. 31, 2006**

(54) **CLEANING APPARATUS**  
(75) Inventors: **David O. Meyers**, Kaysville, UT (US);  
**Nicole Cobabe**, Syracuse, UT (US);  
**Aaron D. Cobabe**, Syracuse, UT (US);  
**W. Kenneth Thiess**, Parker, CO (US);  
**Darrell E. Goff**, Highland, UT (US)

(73) Assignee: **PN, LLC**, Syracuse, UT (US)

(\*\*) Term: **14 Years**

(21) Appl. No.: **29/217,231**

(22) Filed: **Nov. 15, 2004**

(51) **LOC (8) Cl.** ..... **04-02**

(52) **U.S. Cl.** ..... **D4/102; D4/101**

(58) **Field of Classification Search** ..... D4/100-102,  
D4/108, 111, 127, 132, 138; 15/21.1, 22.1,  
15/22.2, 28, 29; 16/110.1, 430, 431; 132/308,  
132/311

See application file for complete search history.

5,956,792 A 9/1999 Gutelius et al.  
5,974,615 A 11/1999 Schwarz-Hartmann et al.  
6,230,717 B1 \* 5/2001 Marx et al. .... 132/308  
6,253,405 B1 7/2001 Gutelius et al.  
D452,079 S \* 12/2001 Ping ..... D4/104  
6,421,865 B1 7/2002 McDougall  
6,421,866 B1 7/2002 McDougall  
6,581,233 B1 6/2003 Cheng  
D491,728 S \* 6/2004 Jimenez ..... D4/101  
2002/0066147 A1 6/2002 Schutz  
2003/0131427 A1 7/2003 Hilscher et al.  
2003/0140437 A1 7/2003 Eliav et al.  
2003/0154567 A1 8/2003 Drossler et al.  
2003/0163881 A1 9/2003 Driesen et al.

\* cited by examiner

*Primary Examiner*—Alan P. Douglas  
*Assistant Examiner*—Lavone D. Tabor

(74) *Attorney, Agent, or Firm*—Workman Nydegger

(57) **CLAIM**

The ornamental design for a cleaning apparatus, as shown and described.

(56) **References Cited**

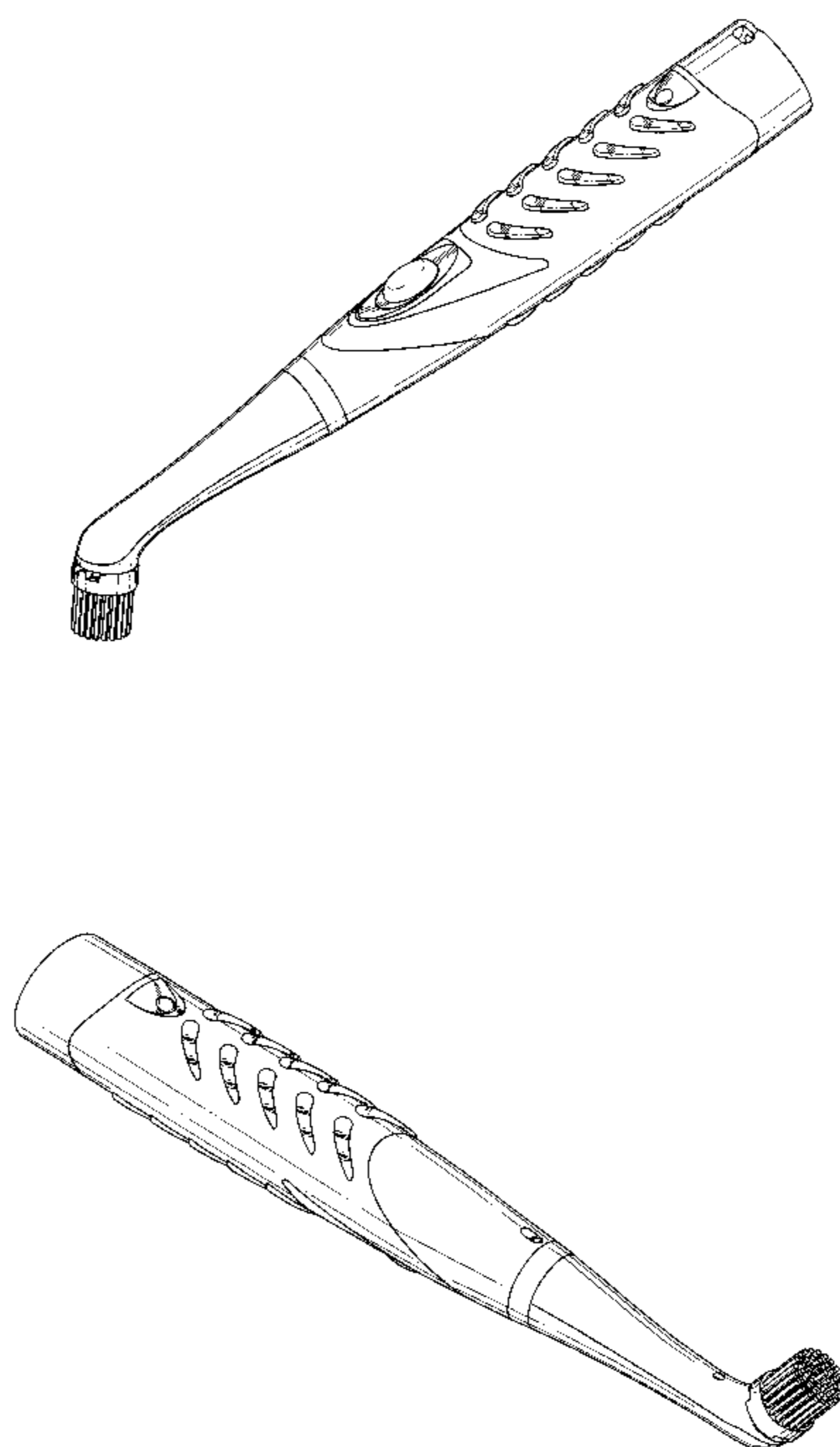
**U.S. PATENT DOCUMENTS**

3,699,952 A 10/1972 Waters et al.  
3,864,779 A 2/1975 Thomas  
3,939,599 A \* 2/1976 Henry et al. .... 15/28 X  
4,079,517 A \* 3/1978 Zacharia ..... 15/28 X  
5,435,032 A 7/1995 McDougall  
5,465,444 A 11/1995 Bigler et al.  
5,504,959 A 4/1996 Yukawa et al.  
5,577,285 A 11/1996 Drossler  
5,617,601 A 4/1997 McDougall  
5,617,603 A 4/1997 Mei  
5,625,916 A 5/1997 McDougall

**DESCRIPTION**

FIG. 1 is a top perspective view of the inventive cleaning apparatus;  
FIG. 2 is a bottom perspective view thereof;  
FIG. 3 is a top plan view thereof;  
FIG. 4 is a bottom plan view thereof;  
FIG. 5 is an elevated right side view thereof with the left side view being the mirror image thereof;  
FIG. 6 is an elevated back view thereof; and,  
FIG. 7 is an elevated front view thereof.

**1 Claim, 3 Drawing Sheets**



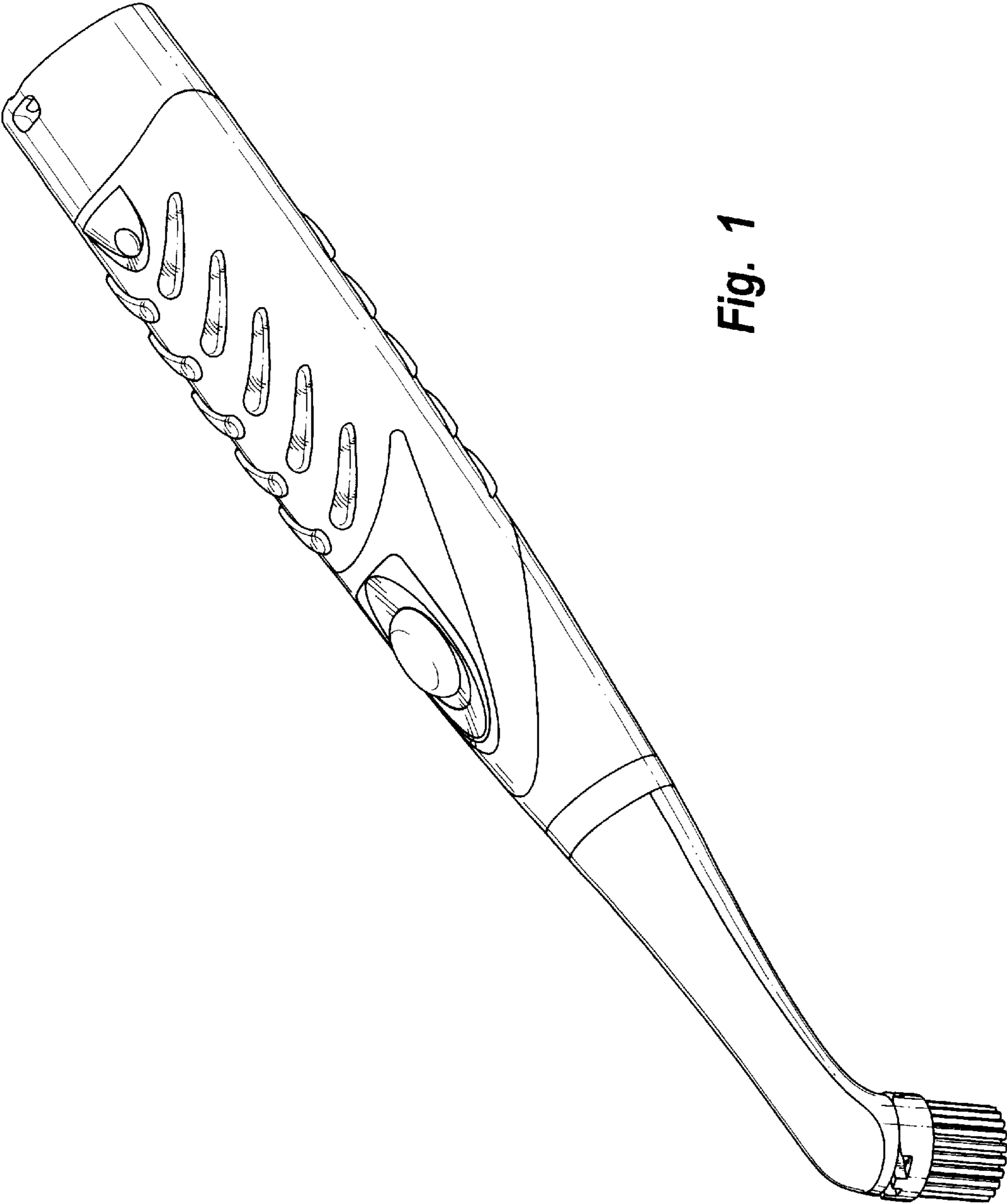


Fig. 1

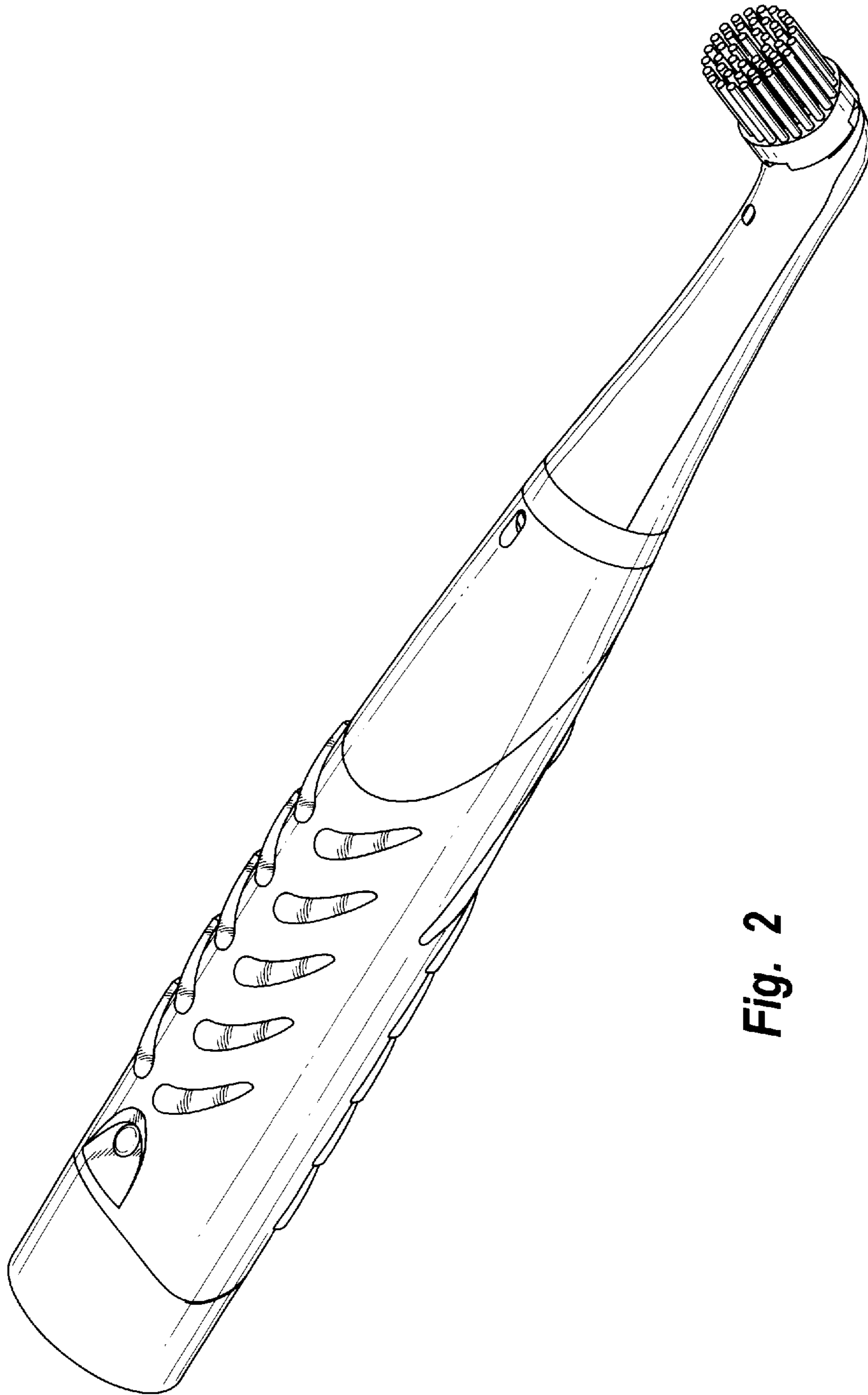


Fig. 2

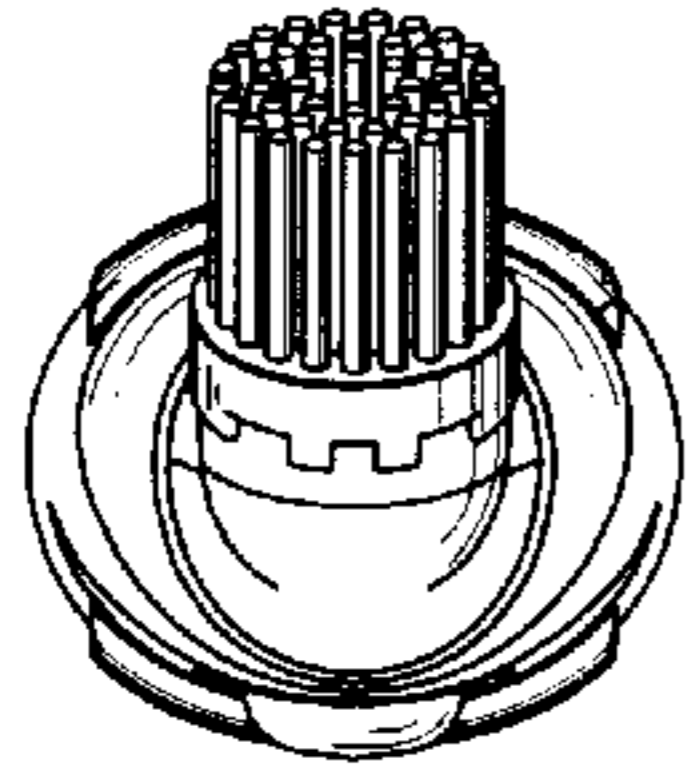


Fig. 7

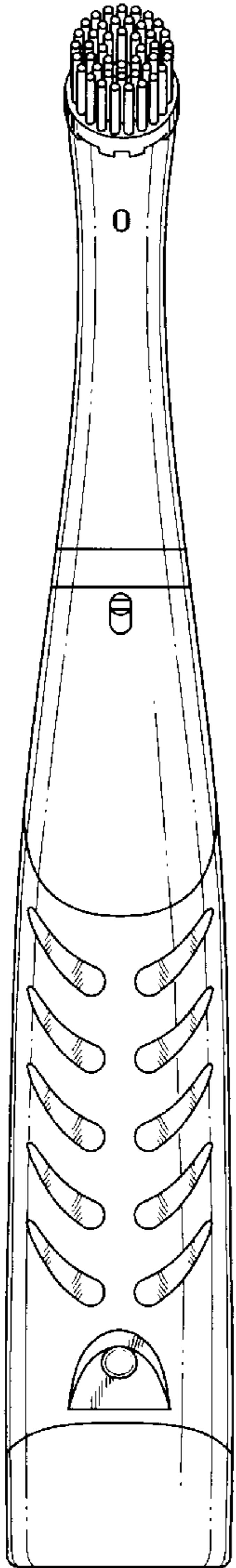


Fig. 4

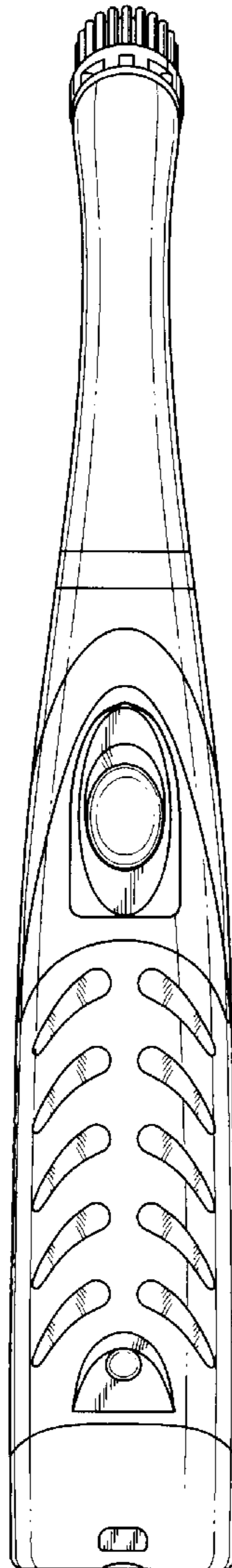


Fig. 3

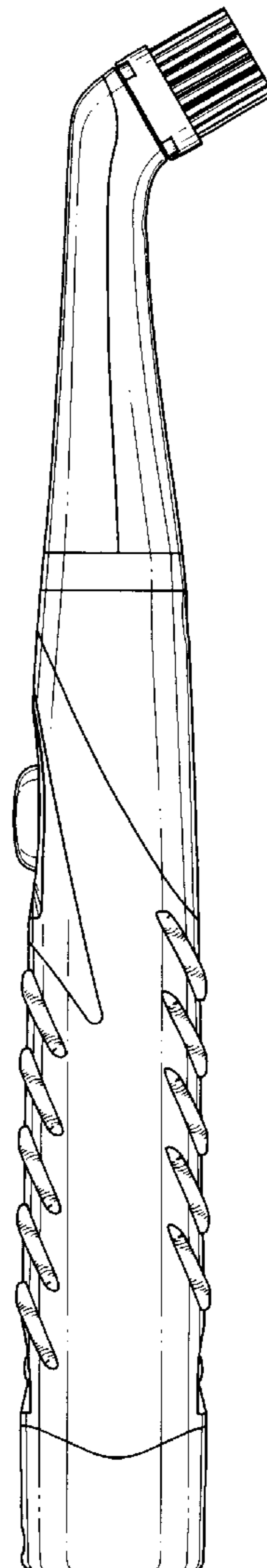


Fig. 5

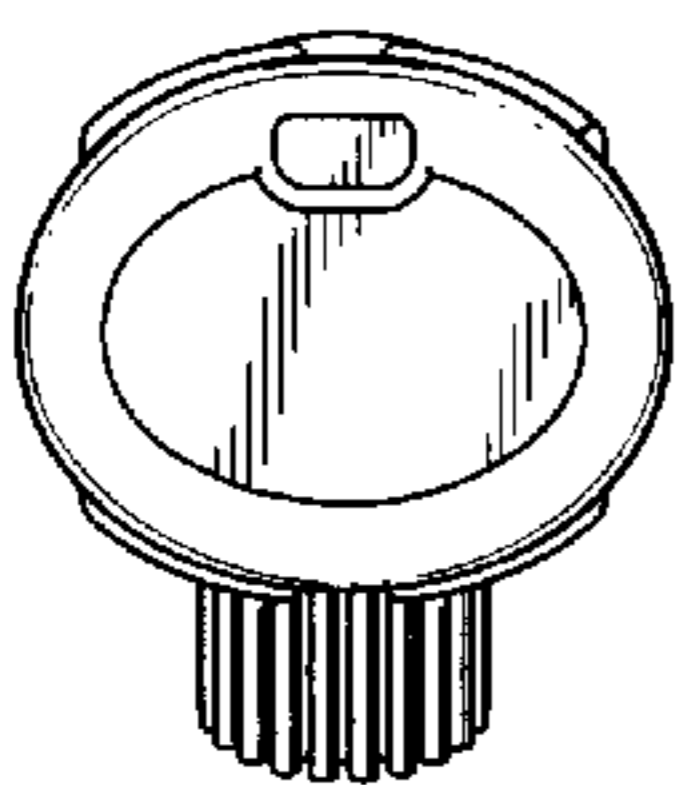


Fig. 6