



US00D513880S

(12) **United States Design Patent**
Domotor et al.

(10) **Patent No.: US D513,880 S**
(45) **Date of Patent: ** Jan. 31, 2006**

(54) **DECORATION FOR BAGS AND CASES**

(75) Inventors: **Agnes Csilla Domotor**, W. Medford, MA (US); **Frank J. Papa**, Chester, NH (US)

(73) Assignee: **The Gem Group**, Lawrence, MA (US)

(**) Term: **14 Years**

(21) Appl. No.: **29/203,970**

(22) Filed: **Apr. 22, 2004**

Related U.S. Application Data

(63) Continuation-in-part of application No. 29/182,660, filed on May 29, 2003, now Pat. No. Des. 492,485.

(51) **LOC (8) Cl.** **03-01**

(52) **U.S. Cl.** **D3/322; D3/318**

(58) **Field of Classification Search** D3/201, D3/318, 322, 242, 243, 244, 245, 276, 279, D3/287, 289, 301, 299; D11/200; D2/706, D2/711; 190/100, 109, 111, 113, 112; 150/100, 150/104, 103, 107
See application file for complete search history.

(56) **References Cited**

U.S. PATENT DOCUMENTS

D96,506 S	8/1935	Redman	
D148,468 S	* 1/1948	Hiltenbrand D3/322
D165,203 S	* 11/1951	Wirklich D3/322
D165,204 S	* 11/1951	Wirklich D3/322
D177,266 S	3/1956	Levitan	
D220,414 S	* 4/1971	Marshall D3/244
D242,183 S	11/1976	Davis	
D247,065 S	1/1978	Koffler	
D254,157 S	2/1980	Pelavin	
D261,075 S	* 10/1981	Dolas D3/244

D285,868 S	9/1986	Davis et al.	
D308,135 S	5/1990	Kim	
D344,185 S	* 2/1994	Vela D3/318
D358,706 S	* 5/1995	Kopel D3/233
D405,957 S	2/1999	Test	
5,935,044 A	* 8/1999	Brewster 2/323
D432,946 S	* 10/2000	Gorelick D11/200
D436,251 S	* 1/2001	Guyon D3/243
D440,403 S	* 4/2001	Sandberg et al. D3/322
D445,252 S	7/2001	Klamm	
D458,749 S	6/2002	Bruni et al.	

OTHER PUBLICATIONS

U.S. Appl. No.: 10/650,103, filed: Aug. 26, 2003 by Papa et al. for Decoration for Bags and Cases and Method for Applying the Same, all pages.

* cited by examiner

Primary Examiner—Philip S. Hyder
(74) *Attorney, Agent, or Firm*—Cesari and McKenna, LLP; William A. Loginov

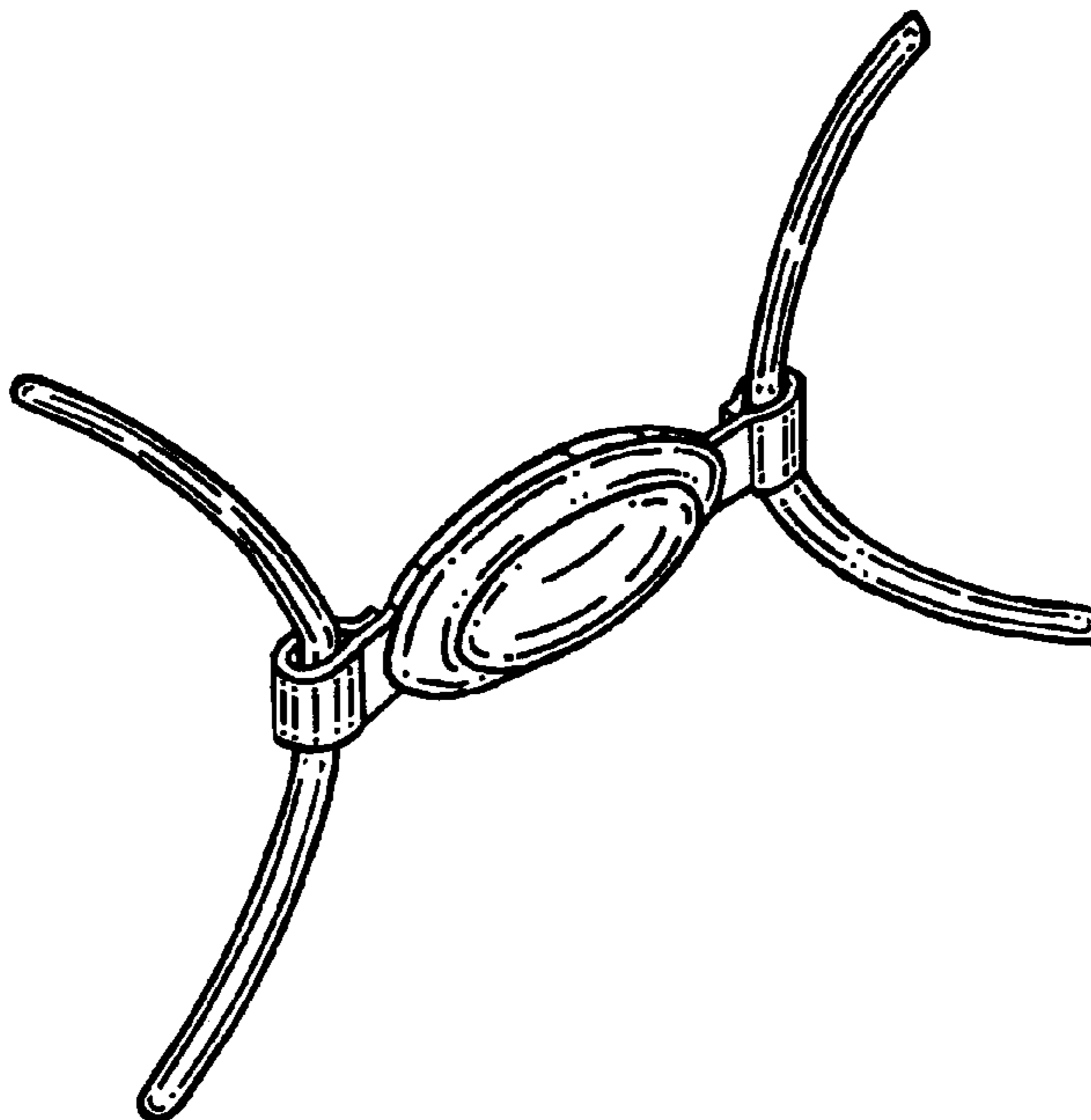
(57) **CLAIM**

The ornamental design for a decoration for bags and cases, substantially as shown.

DESCRIPTION

FIG. 1 is an isometric view from the front of a decoration for bags and cases incorporating the design;
FIG. 2 is a front view thereof;
FIG. 3 is a top view thereof;
FIG. 4 is a bottom view thereof;
FIG. 5 is a left-side view thereof;
FIG. 6 is a right-side view thereof; and,
FIG. 7 is a back view thereof.

1 Claim, 2 Drawing Sheets



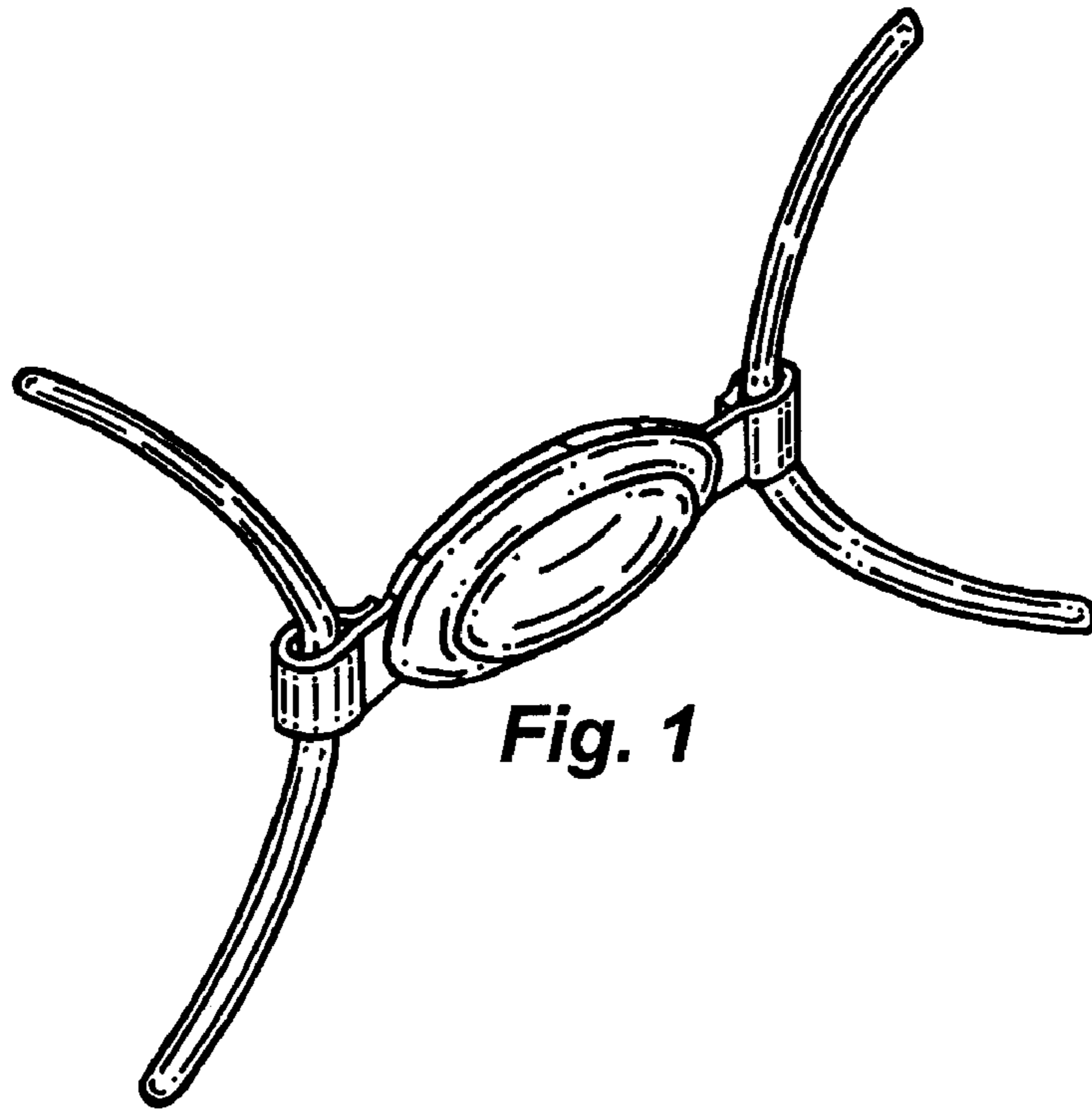


Fig. 1

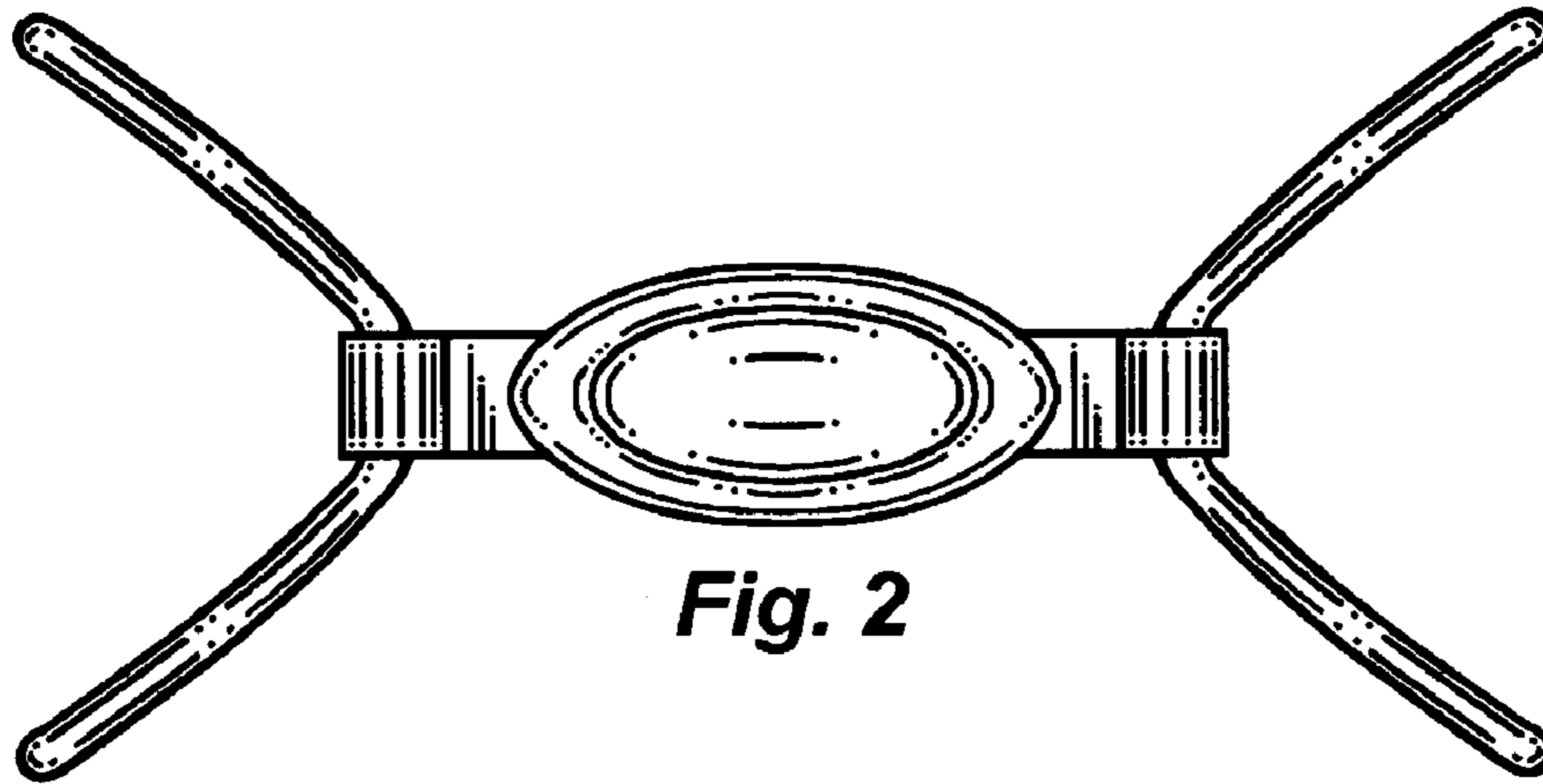


Fig. 2



Fig. 3



Fig. 4



Fig. 5



Fig. 6

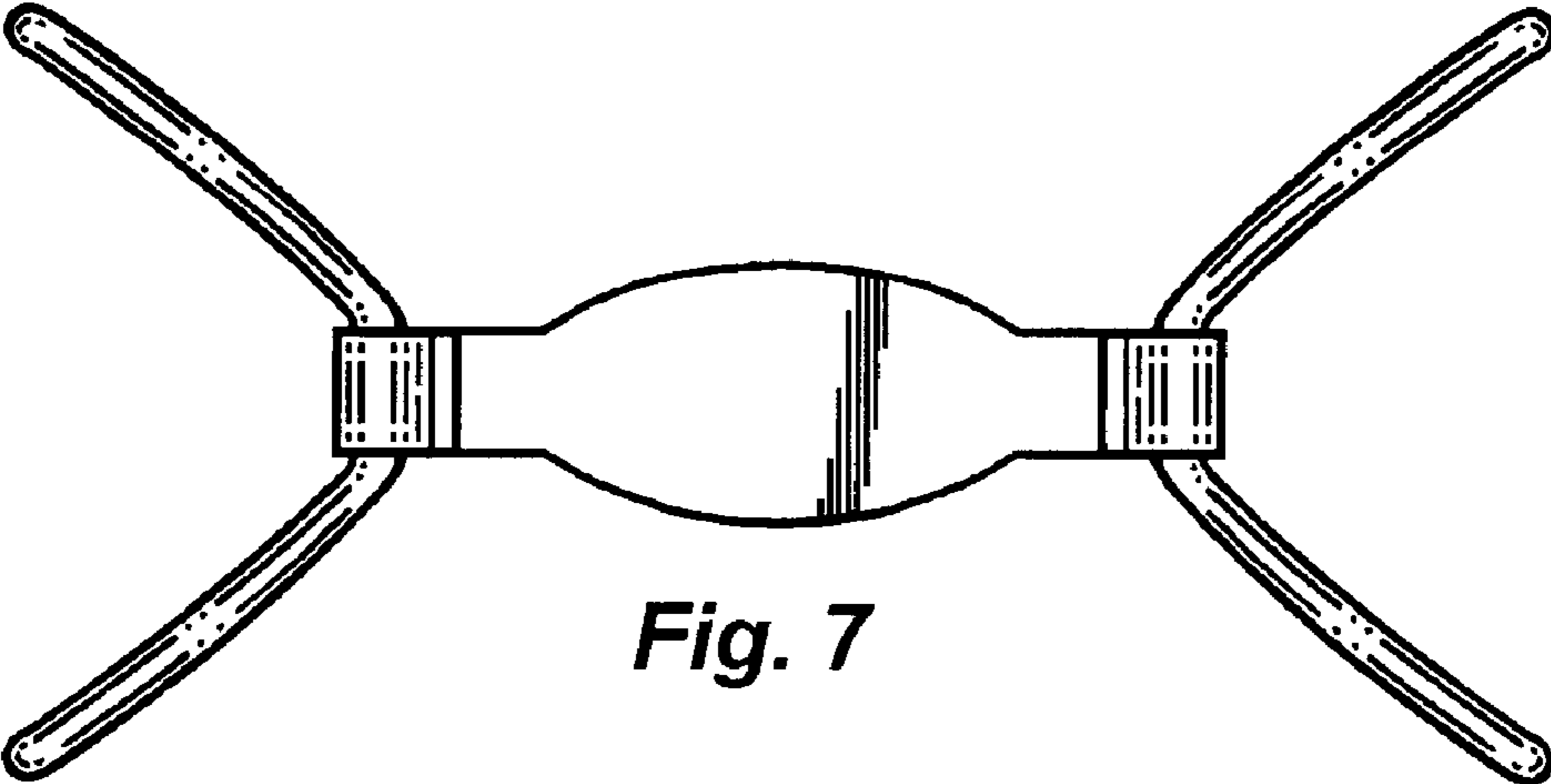


Fig. 7