



US00D513877S

(12) **United States Design Patent** (10) **Patent No.:** **US D513,877 S**
Solheim et al. (45) **Date of Patent:** **** Jan. 31, 2006**

(54) **GOLF BAG TOP**

(75) Inventors: **John A. Solheim**, Phoenix, AZ (US);
Richard R. Sanchez, New River, AZ
 (US); **Douglas W. Anderson**, Phoenix,
 AZ (US); **Daniel J. Kubica**, deceased,
 late of Peoria, AZ (US); by **Tania P.
 Kubica**, legal representative, Peoria, AZ
 (US); **Gregory M. Suggs**, Phoenix, AZ
 (US); **Ruben E. Whitten**, Phoenix, AZ
 (US)

(73) Assignee: **Karsten Manufacturing Corporation**,
 Phoenix, AZ (US)

(**) Term: **14 Years**

(21) Appl. No.: **29/197,565**

(22) Filed: **Jan. 16, 2004**

(51) **LOC (8) Cl.** **03-99**

(52) **U.S. Cl.** **D3/320**

(58) **Field of Classification Search** D3/320,
 D3/254, 255, 259, 382.1, 905; D34/15; 211/70.2;
 248/95, 96; 206/315.2, 315.3, 315.4, 315.5,
 206/315.6, 315.7, 315.8

See application file for complete search history.

(56) **References Cited**

U.S. PATENT DOCUMENTS

4,596,328 A 6/1986 Solheim

4,600,100 A 7/1986 Solheim
 4,667,820 A 5/1987 Solheim
 D331,660 S * 12/1992 Souhrada et al. D3/255
 5,816,398 A * 10/1998 Wang 206/315.6
 D438,380 S * 3/2001 Su D3/320
 D442,783 S * 5/2001 Pratt et al. D3/320
 6,296,117 B1 * 10/2001 Chen 206/315.7
 D454,249 S 3/2002 Schmidt
 6,712,206 B2 * 3/2004 Chen 206/315.7
 D488,619 S * 4/2004 Klock D3/255

* cited by examiner

Primary Examiner—Sandra S. Snapp

(74) *Attorney, Agent, or Firm*—Darrell F. Marquette

(57) **CLAIM**

The ornamental design for a golf bag top, as shown and described.

DESCRIPTION

FIG. 1 is a perspective view of a golf bag top showing the new design:


FIG. 2 is a top plan view of the golf bag top shown in FIG. 1;

FIG. 3 is an end view of the golf bag top taken from the bottom in FIG. 2;

FIG. 4 is an opposite end view of the golf bag top taken from the top in FIG. 2; and,

FIG. 5 is a side elevation view of the golf bag top taken from the left in FIG. 3, with the opposite side elevation view taken from the right in FIG. 3 being a mirror image thereof.

1 Claim, 3 Drawing Sheets



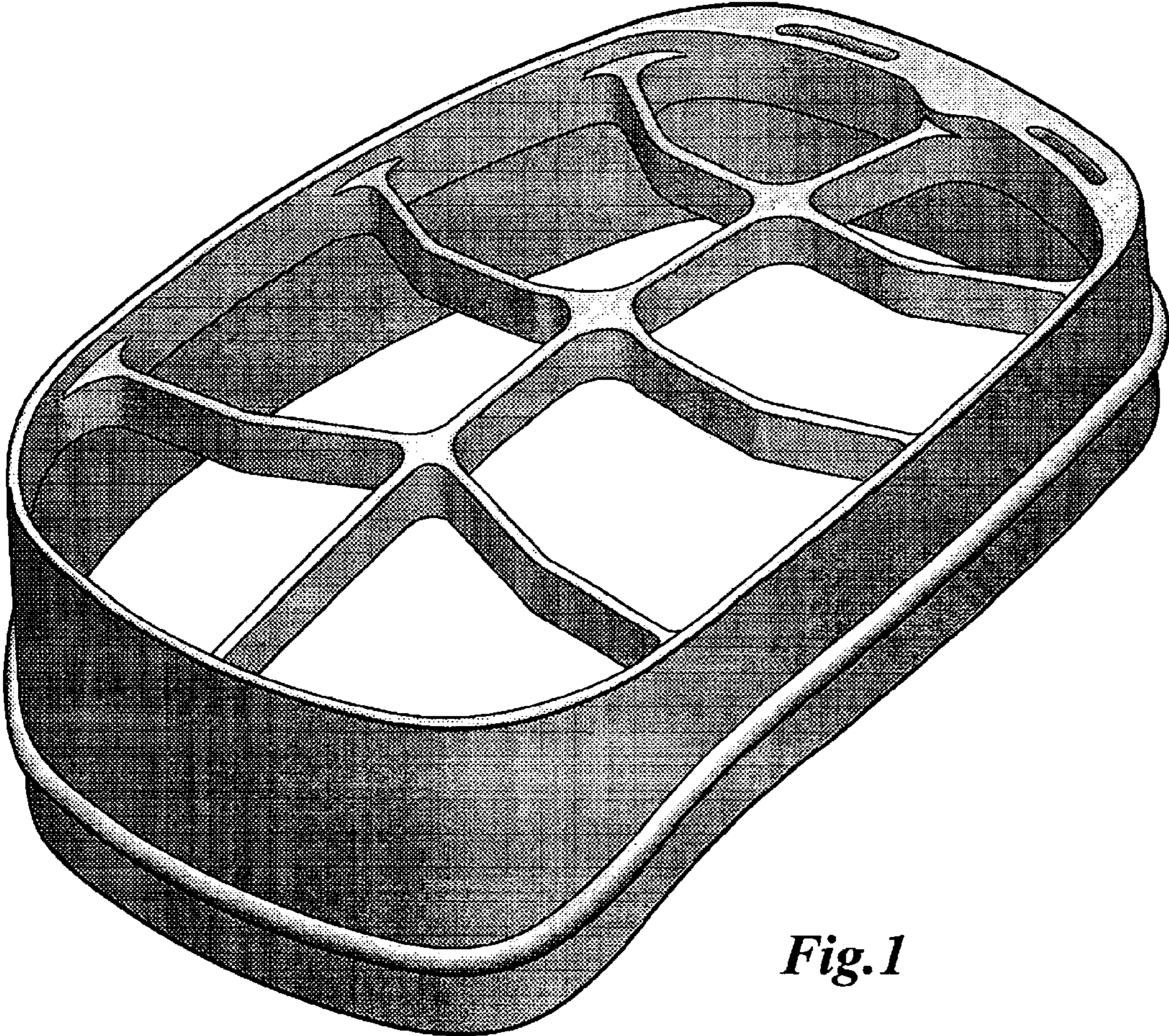


Fig.1

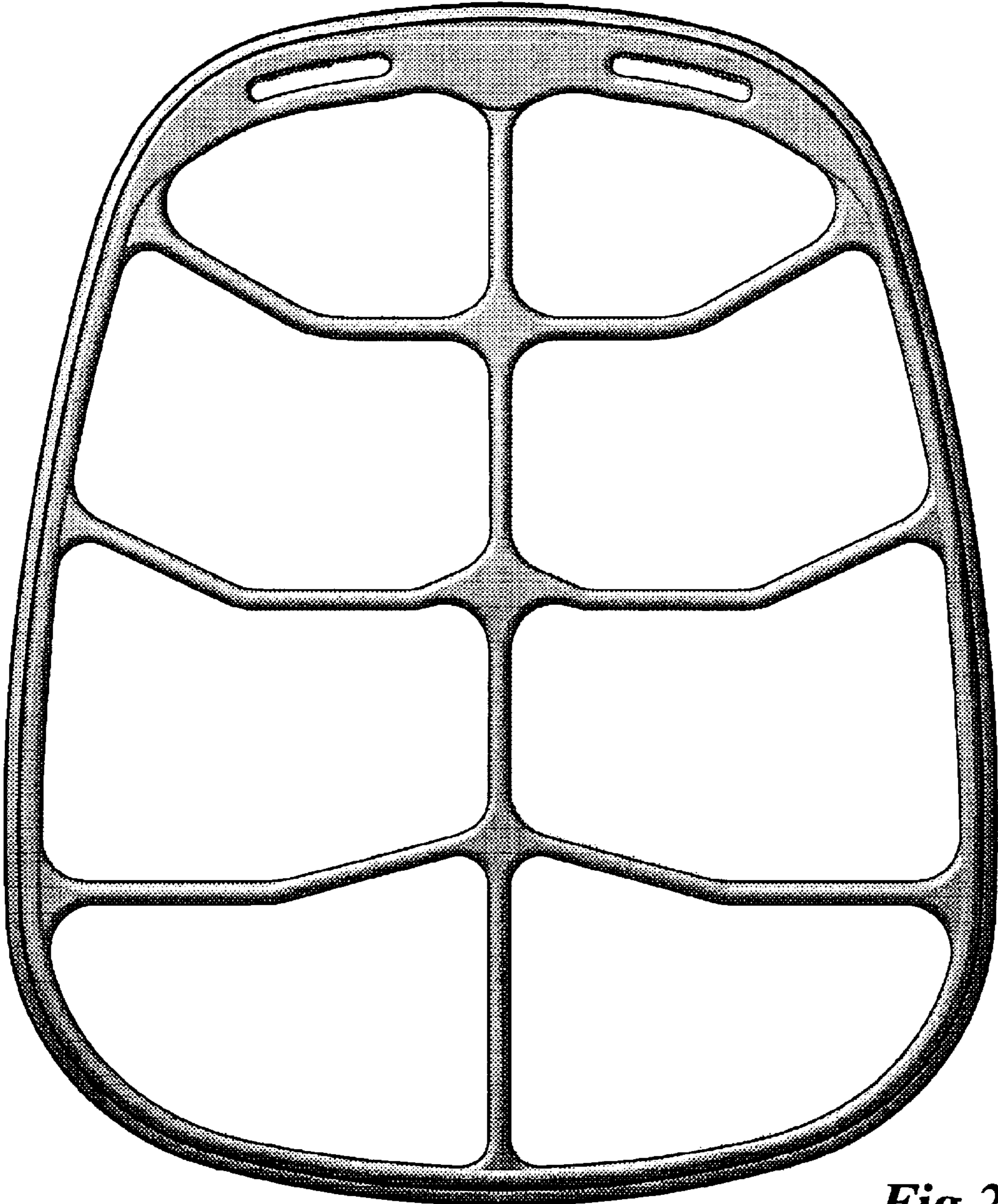


Fig.2

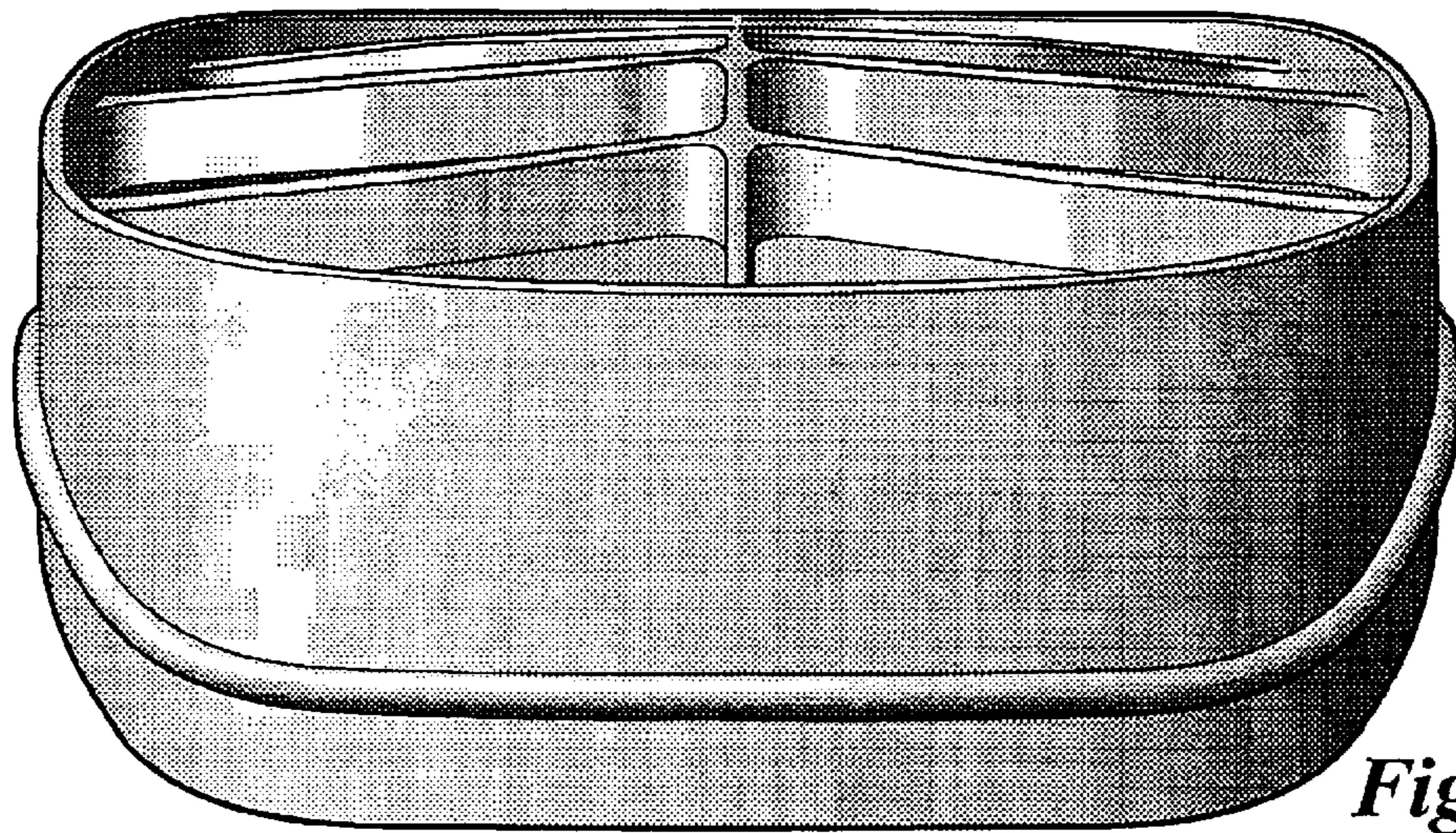


Fig.3

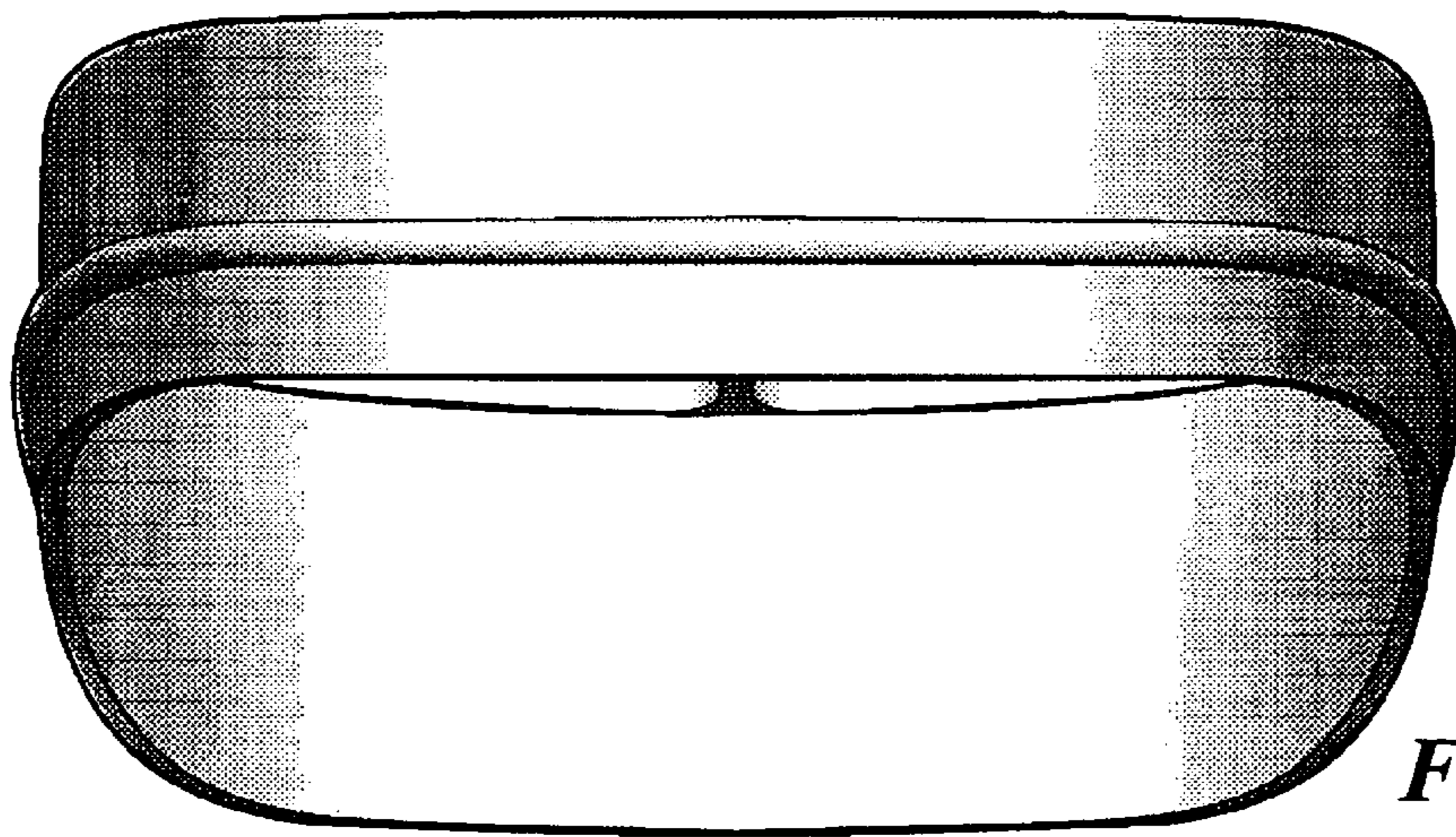


Fig.4

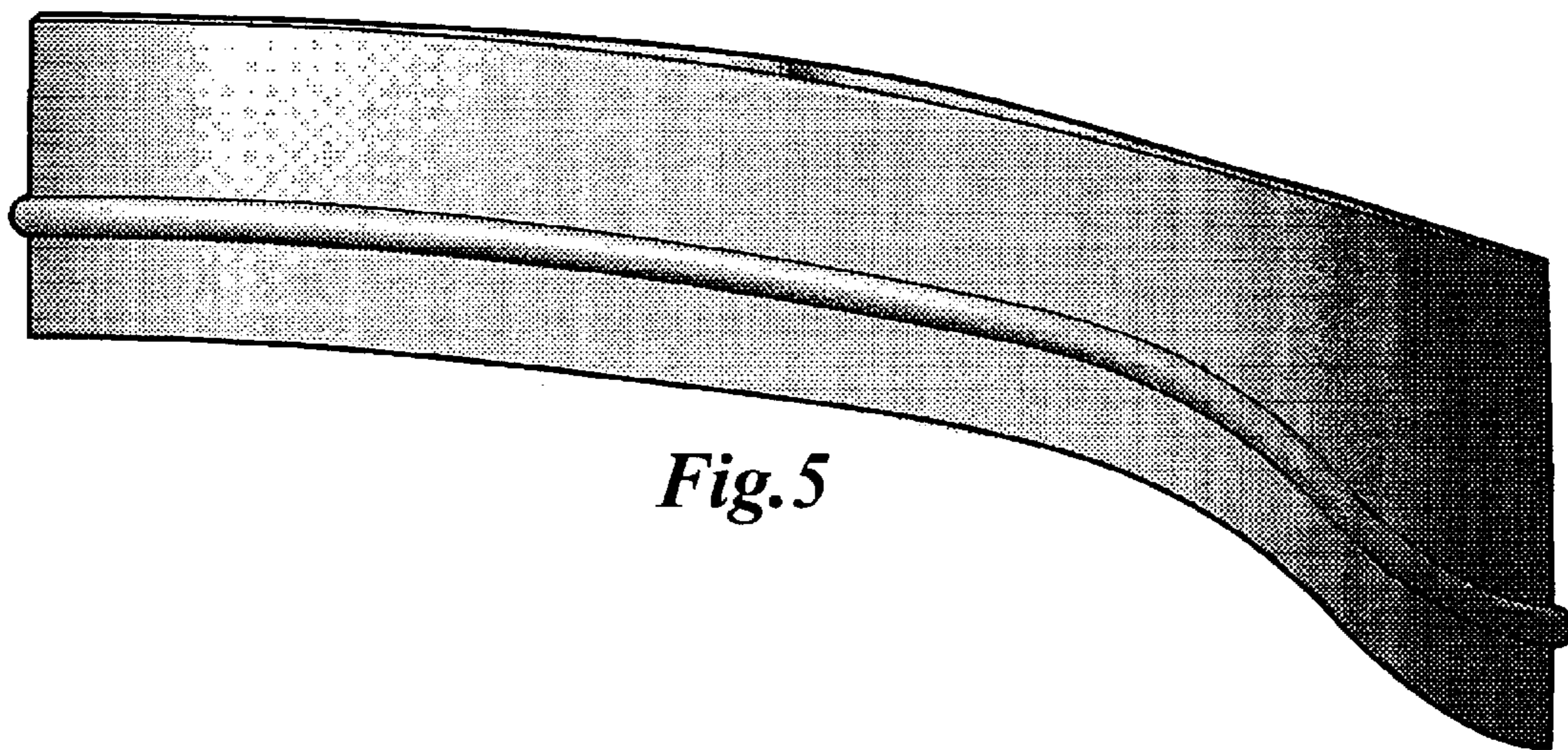


Fig.5