



US00D513865S

(12) **United States Design Patent**  
**Wagner, II**

(10) **Patent No.:** **US D513,865 S**  
(45) **Date of Patent:** **\*\* Jan. 31, 2006**

- (54) **ARMBAND CARRIER**
- (75) Inventor: **Richard S. Wagner, II**, Loveland, OH (US)
- (73) Assignee: **Tune Belt, Inc.**, Loveland, OH (US)
- (\*\*) Term: **14 Years**
- (21) Appl. No.: **29/212,263**
- (22) Filed: **Aug. 30, 2004**
- (51) **LOC (8) Cl.** ..... **03-01**
- (52) **U.S. Cl.** ..... **D3/226**
- (58) **Field of Classification Search** ..... D3/226,  
D3/215, 221, 224, 218, 230, 232-234; 224/219,  
224/222, 267, 236, 240; 2/169-170  
See application file for complete search history.

(56) **References Cited**

**U.S. PATENT DOCUMENTS**

D33,980 S	1/1901	Mitchell	.....	D3/230
D248,258 S	6/1978	Munari	.....	D3/230
D258,246 S	2/1981	Kravchenko	.....	D3/230
D278,761 S	5/1985	Fuller	.....	D3/218
D293,387 S	12/1987	Wagner, II	.....	D2/630
D350,025 S	8/1994	Rolle	.....	D3/226
D374,983 S	10/1996	Brucki	.....	D3/226
5,577,653 A	11/1996	Bieker	.....	224/684
D380,086 S	6/1997	Brassard	.....	D3/215

D384,808 S	10/1997	Carretta	.....	D3/221
D395,163 S	6/1998	Huang	.....	D3/226
D406,455 S	3/1999	Wagner, II	.....	D3/226
D408,628 S	4/1999	Fusco	.....	D3/226
D419,291 S	1/2000	Pugh	.....	D3/226
D426,058 S	6/2000	Gaines et al.	.....	D3/226
D433,807 S	* 11/2000	Vazquez	.....	D3/232
D458,021 S	6/2002	Willows et al.	.....	D3/226
D459,875 S	* 7/2002	Mack et al.	.....	D3/226
D460,257 S	* 7/2002	Williams et al.	.....	D3/226
D490,239 S	5/2004	Wagner, II	.....	D3/226
D490,974 S	6/2004	Wagner, II	.....	D3/226

\* cited by examiner

*Primary Examiner*—Catherine R. Oliver  
(74) *Attorney, Agent, or Firm*—Sand & Sebolt

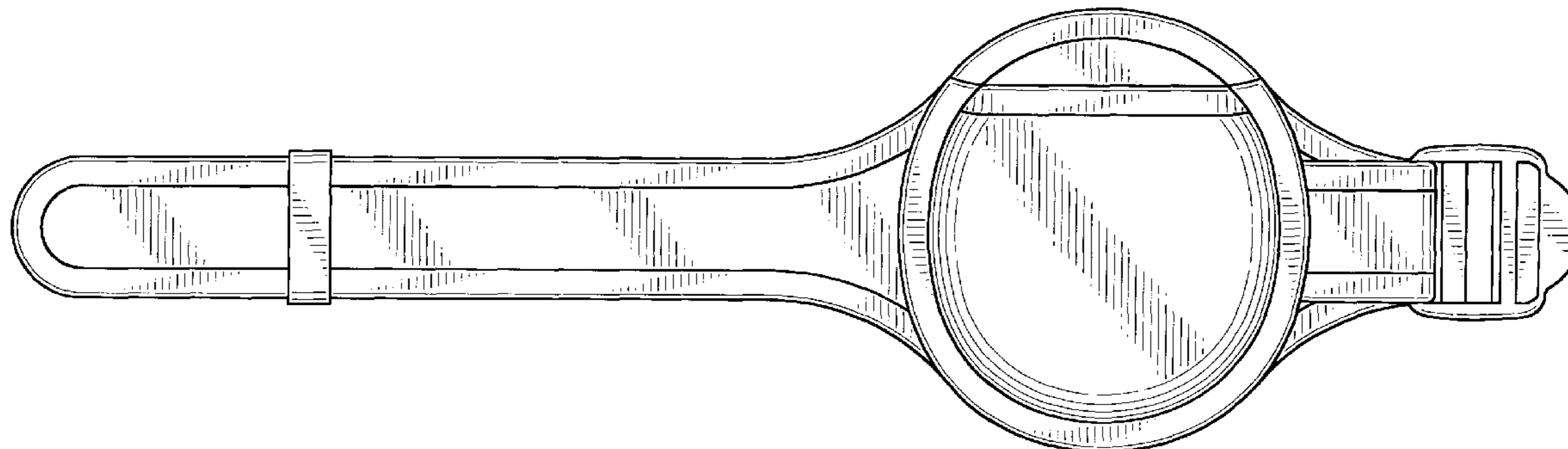
(57) **CLAIM**

The ornamental design for the armband carrier, as shown and described.

**DESCRIPTION**

FIG. 1 is a front elevational view of the armband carrier showing my new design;  
FIG. 2 is a top plan view thereof;  
FIG. 3 is a bottom plan view thereof;  
FIG. 4 is a rear elevational view thereof;  
FIG. 5 is a left end view of FIG. 1; and,  
FIG. 6 is a right end view of FIG. 1.

**1 Claim, 2 Drawing Sheets**



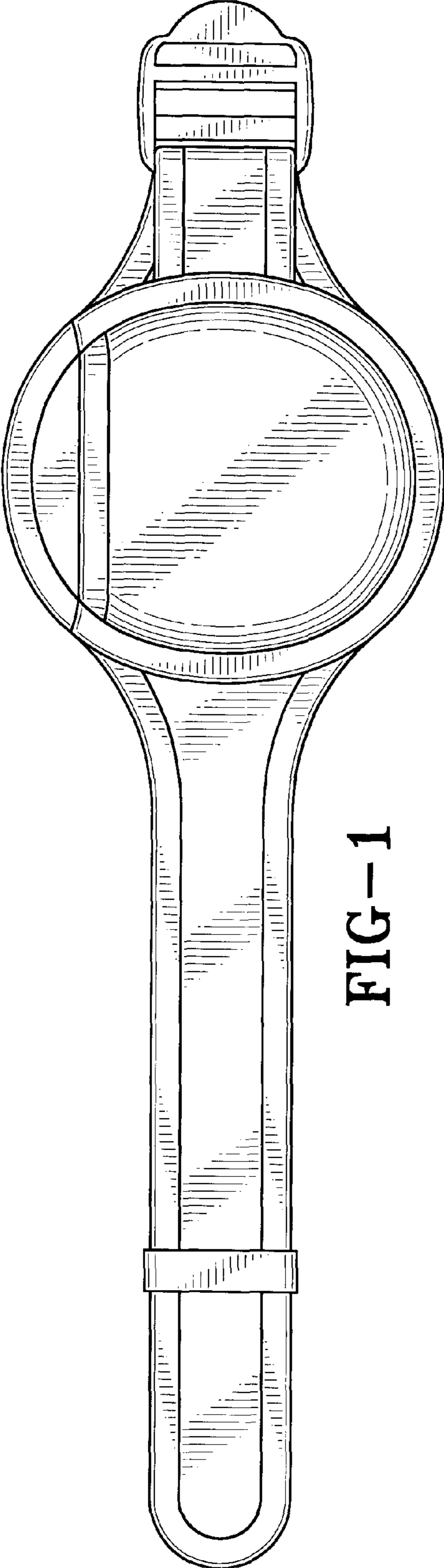


FIG-1

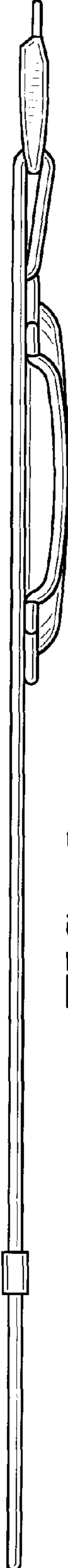


FIG-2



FIG-3

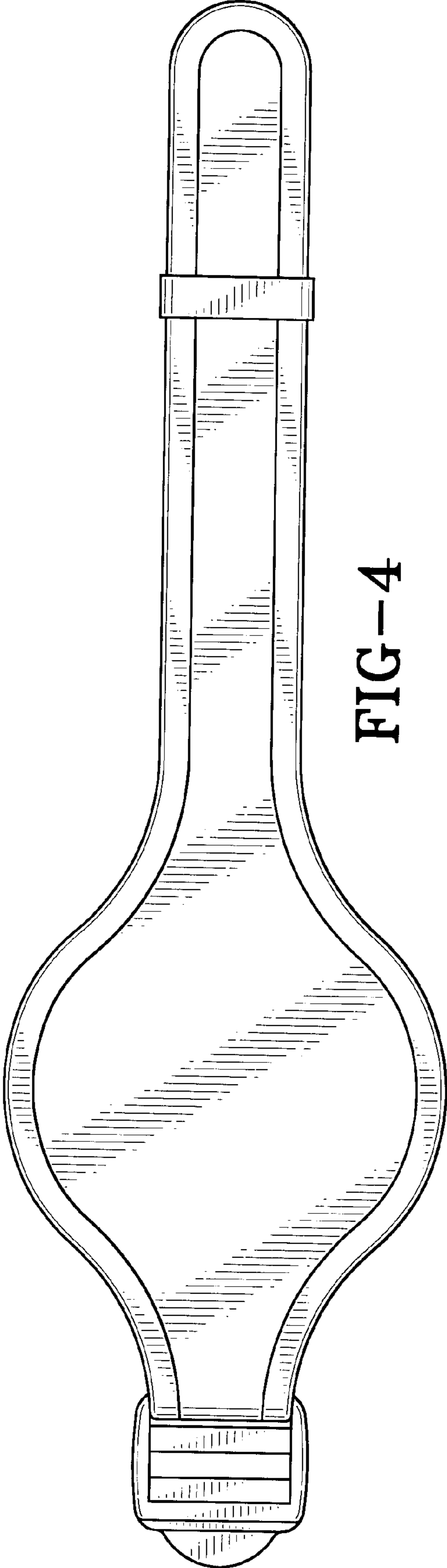


FIG-4




FIG-5




FIG-6