

US00D513859S

(12) **United States Design Patent**
Morris

(10) **Patent No.:** **US D513,859 S**
(45) **Date of Patent:** **** Jan. 31, 2006**

(54) **SIDE ELEMENT OF A SHOE UPPER**

(75) Inventor: **E. Scott Morris**, Hillsboro, OR (US)

(73) Assignee: **Nike, Inc.**, Beaverton, OR (US)

(**) Term: **14 Years**

(21) Appl. No.: **29/225,330**

(22) Filed: **Mar. 15, 2005**

(51) **LOC (8) Cl.** **02-99**

(52) **U.S. Cl.** **D2/972**

(58) **Field of Classification Search** D2/902,
D2/907, 908, 943, 944, 969, 972-974; 36/45,
36/50.1, 77 M, 77 R, 83, 88, 113, 114, 126-131
See application file for complete search history.

(56) **References Cited**

U.S. PATENT DOCUMENTS

D248,192 S	6/1978	Stevenson	
4,222,183 A	9/1980	Haddox	
D265,016 S	6/1982	Haddox	
D293,159 S	12/1987	Sacre	
D341,931 S	12/1993	Close et al.	
D349,187 S	8/1994	Close et al.	
D355,756 S	2/1995	Vestuti	
D392,793 S	3/1998	Koh	
D393,354 S	4/1998	Doxey	
D393,355 S	4/1998	Doxey	
D395,345 S	6/1998	Doxey	
D395,349 S	6/1998	Link	
D398,755 S	9/1998	Gray	
D400,698 S	11/1998	Koh	
D401,052 S	11/1998	Lozano	
D401,757 S	12/1998	Mervar	
D460,250 S	7/2002	Hillyer	
D475,517 S	6/2003	St. Louis	
D476,796 S	7/2003	Meza et al.	
D485,670 S	1/2004	Laberge	
D496,153 S	9/2004	Morris	
D500,407 S	* 1/2005	Smith D21/972

OTHER PUBLICATIONS

- “Nike Footwear Catalog,” Spring 1990, published Jun. 1989 (p. M12 (2)), Beaverton, OR.
- “Nike Footwear Catalog,” Holiday 1996, published Mar. 1996 (p. M61), Beaverton, OR.
- “Nike Footwear Catalog,” Holiday 1996, published Mar. 1996 (p. M62 (2)), Beaverton, OR.
- “Nike Footwear Catalog,” Spring 1997, published Jun. 1996 (p. W137), Beaverton, OR.
- “Nike Footwear Catalog,” Late Spring 1997, published Sep. 1996 (p. M19), Beaverton, OR.
- “Nike Footwear Catalog,” Spring 2000, published Jul. 1999 (p. W32), Beaverton, OR.
- “Nike Footwear Catalog,” Fall 2000, published Nov. 1999 (p. M11), BVeaverton, OR.

(Continued)

Primary Examiner—Dominic Simone
(74) *Attorney, Agent, or Firm*—TraskBritt

(57) **CLAIM**

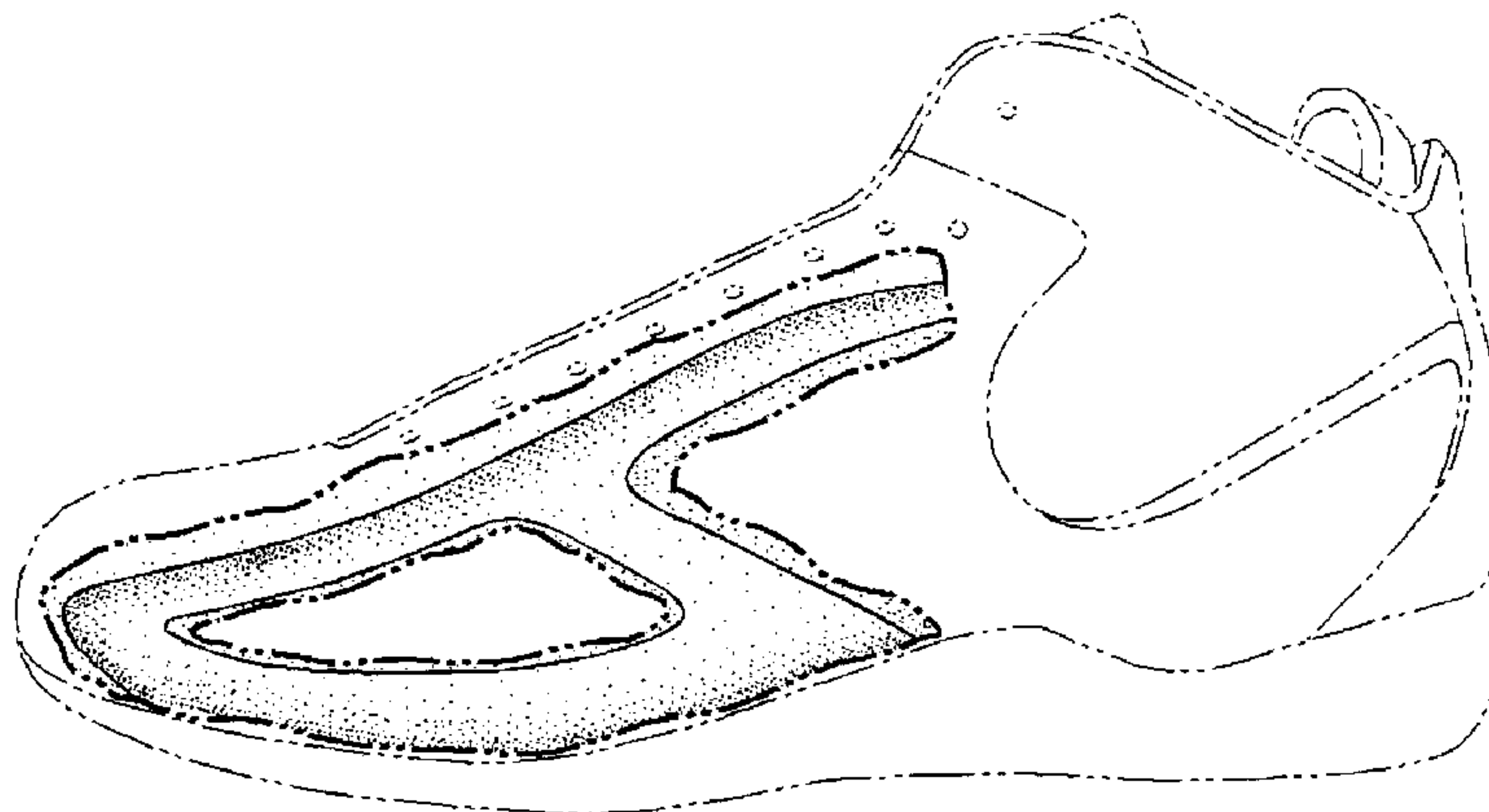
The ornamental design for a side element of a shoe upper, as shown and described.

DESCRIPTION

FIG. 1 is a perspective view of a side element of a shoe upper showing my new design;
 FIG. 2 is a side view of the side element of a shoe upper shown in FIG. 1;
 FIG. 3 is a front view of the side element of a shoe upper shown in FIG. 1;
 FIG. 4 is a rear view of the side element of a shoe upper shown in FIG. 1; and,
 FIG. 5 is a top view of the side element of a shoe upper shown in FIG. 1.

The uneven broken line immediately adjacent to the shaded area represents the bounds of the claimed design. All other uneven broken lines represent the remaining portion of the shoe. The uneven broken line representations in FIGS. 1-5 are for illustrative purposes only and form no part of the claimed design.

1 Claim, 2 Drawing Sheets



OTHER PUBLICATIONS

“Nike Footwear Catalog,” Fall 2000, published Nov. 1999 (p. M38), Beaverton, OR.

“Nike Footwear Catalog,” Holiday 2000, published Mar. 2000 (p. W28), Beaverton, OR.

“Nike Footwear Catalog,” Late Spring 2001, published Sep. 2000 (p. M13), Beaverton, OR.

“Nike Footwear Catalog,” Late Spring 2001, published Sep. 2000 (p. W23), Beaverton, OR.

“Nike Footwear Catalog,” Late Spring 2001, published Sep. 2000 (p. W85), Beaverton, OR.

“Nike Footwear Catalog,” Late Spring 2003, published Sep. 2002 (p. W8), Beaverton, OR.

“Nike Footwear Catalog,” Fall 2003, published Nov. 2002 (p. M4), Beaverton, OR.

“Nike Footwear Catalog,” Late Spring 2004, published Sep. 2003 (p. W83), Beaverton, OR.

“Nike Footwear Catalog,” Spring 2005, published Jun. 2004 (p. M15), Beaverton, OR.

* cited by examiner

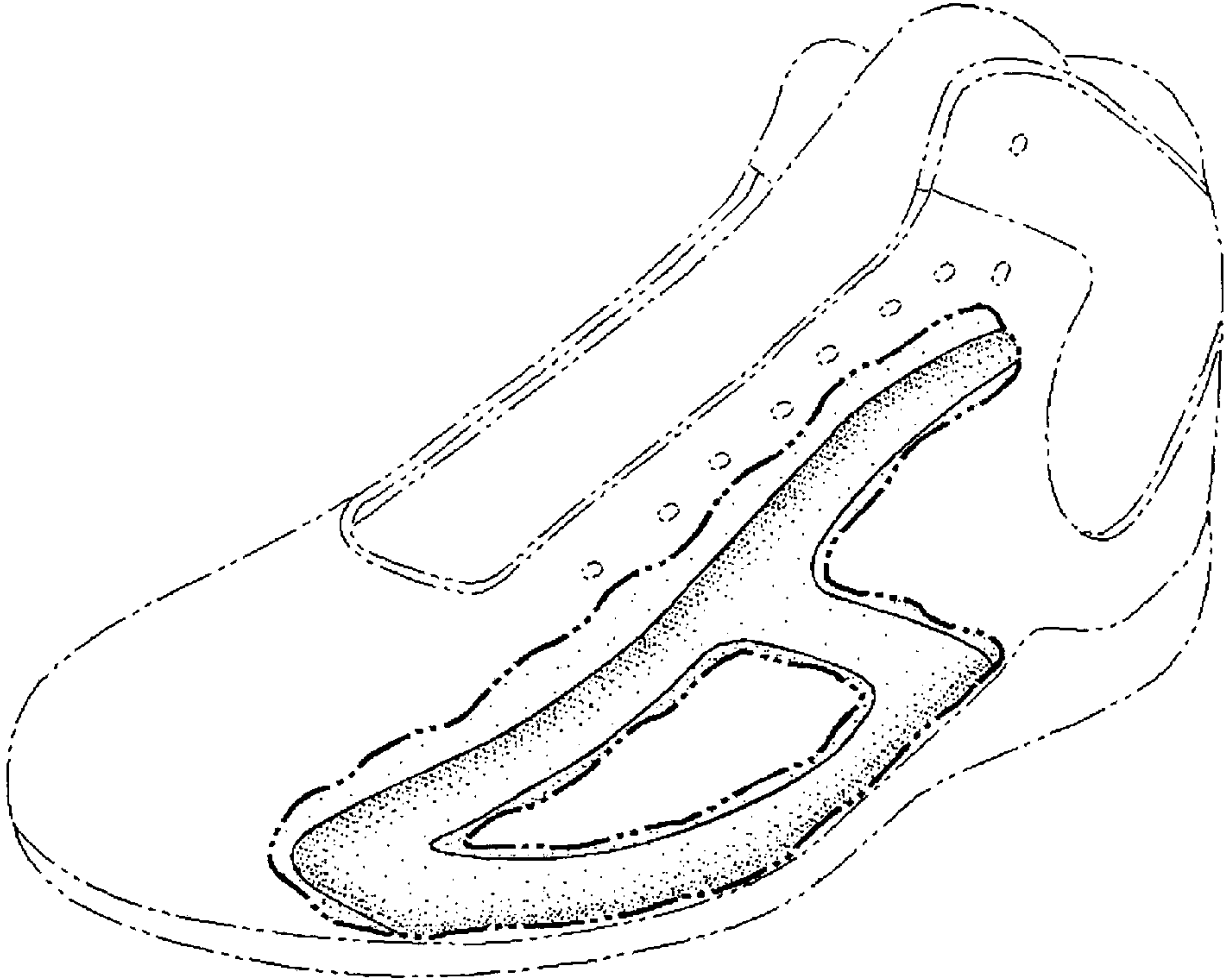


FIG. 1

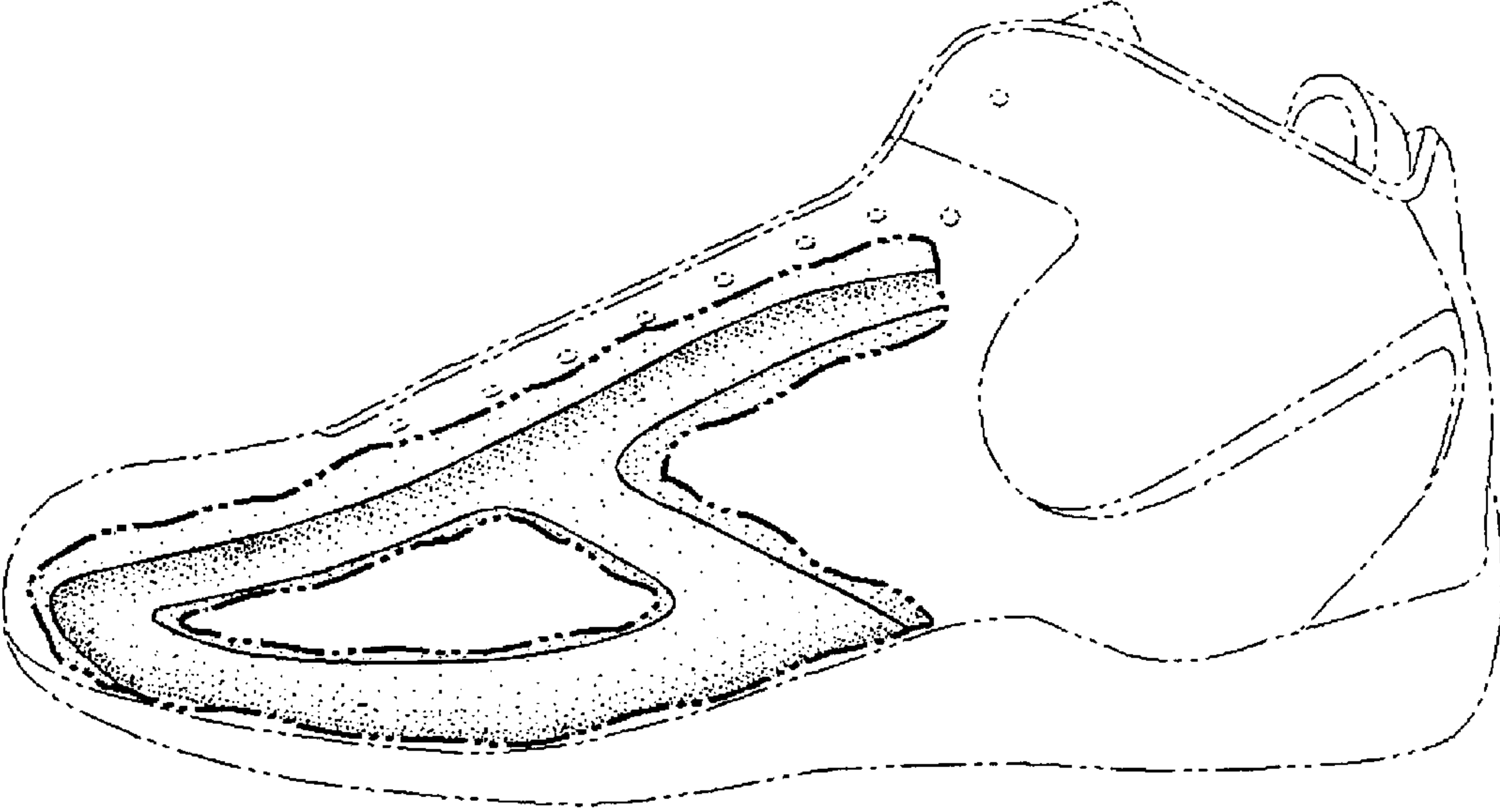


FIG. 2

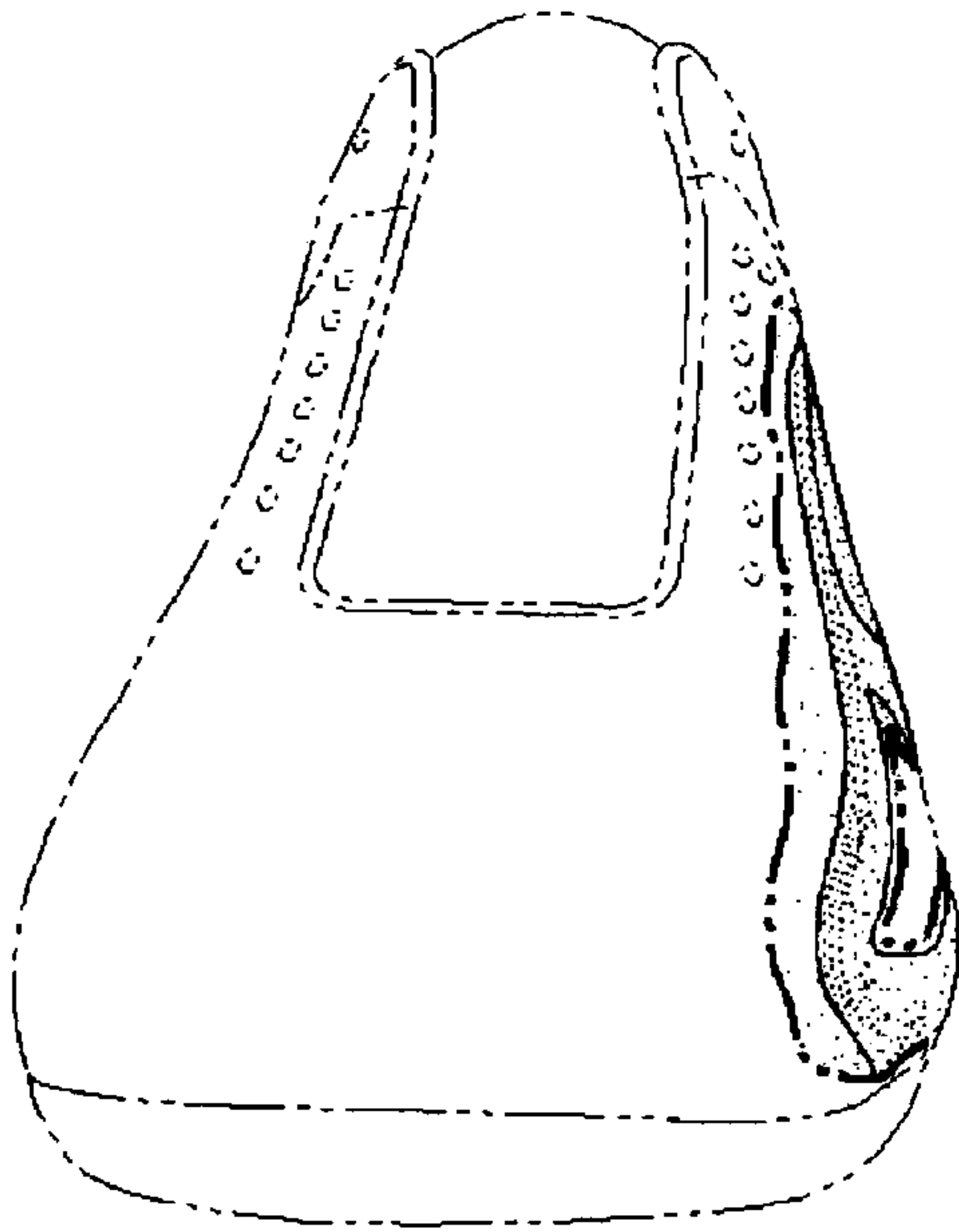


FIG. 3

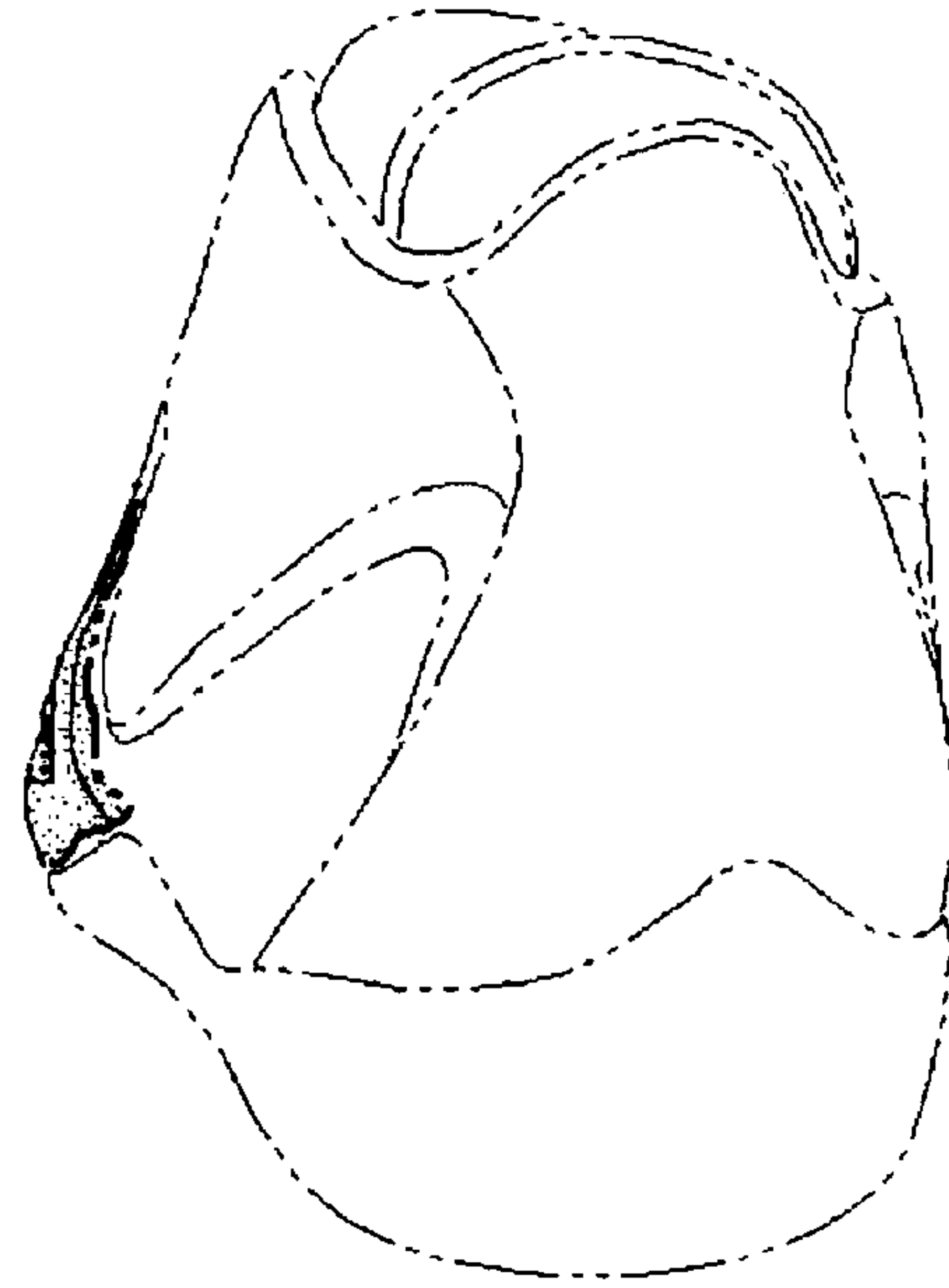


FIG. 4

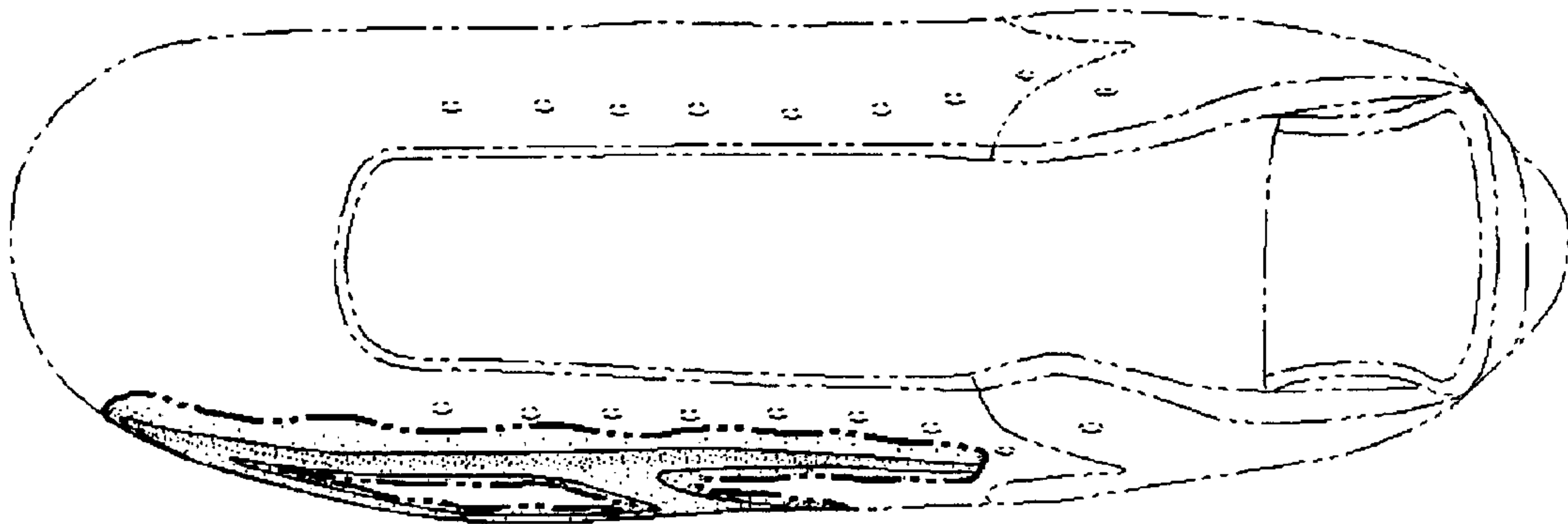


FIG. 5