



US00D513857S

(12) **United States Design Patent**
Hlavacs

(10) **Patent No.:** **US D513,857 S**

(45) **Date of Patent:** **** Jan. 31, 2006**

- (54) **PORTION OF A SHOE UPPER**
- (75) **Inventor:** **John Hlavacs**, Portland, OR (US)
- (73) **Assignee:** **Nike, Inc.**, Beaverton, OR (US)
- (**) **Term:** **14 Years**
- (21) **Appl. No.:** **29/223,637**
- (22) **Filed:** **Feb. 17, 2005**
- (51) **LOC (8) Cl.** **02-99**
- (52) **U.S. Cl.** **D2/972**
- (58) **Field of Classification Search** D2/902,
D2/907, 908, 943, 944, 969, 972-974; 36/45,
36/50.1, 77 M, 77 R, 83, 88, 113, 114, 126-131,
36/136
See application file for complete search history.

- D499,875 S * 12/2004 Lozano D2/972
- D500,408 S * 1/2005 Rask D2/972
- D504,012 S * 4/2005 Fullum D2/972

OTHER PUBLICATIONS

- Nike Footwear Catalog Fall 1997, pp. 11, 12, published Dec. 1996.
- Nike Footwear Catalog Fall 2003, p. W6, published Nov. 2002.
- Nike Footwear Catalog Fall 2004, pp. W5, W35, M18, M19, published Nov. 2003.
- Nike Footwear Catalog Holiday 2004, p. M25, published Mar. 2004.

* cited by examiner

Primary Examiner—Dominic Simone
(74) *Attorney, Agent, or Firm*—Banner & Witcoff, Ltd.

(56) **References Cited**

U.S. PATENT DOCUMENTS

- D90,234 S 7/1933 Daniels
- D90,235 S 7/1933 Daniels
- D265,016 S 6/1982 Haddox
- D357,574 S 4/1995 Morris
- D385,996 S 11/1997 Tresser
- D386,896 S 12/1997 Fogg
- D434,551 S 12/2000 Snyder
- D448,148 S 9/2001 Matis et al.
- D466,683 S 12/2002 Chen
- D471,350 S 3/2003 Roulo
- D484,300 S 12/2003 Smith
- D487,336 S 3/2004 Matis
- D490,231 S 5/2004 Estey
- D494,753 S 8/2004 Kozo
- D499,250 S 12/2004 Smith
- D499,871 S 12/2004 Teteriatnikov

(57) **CLAIM**

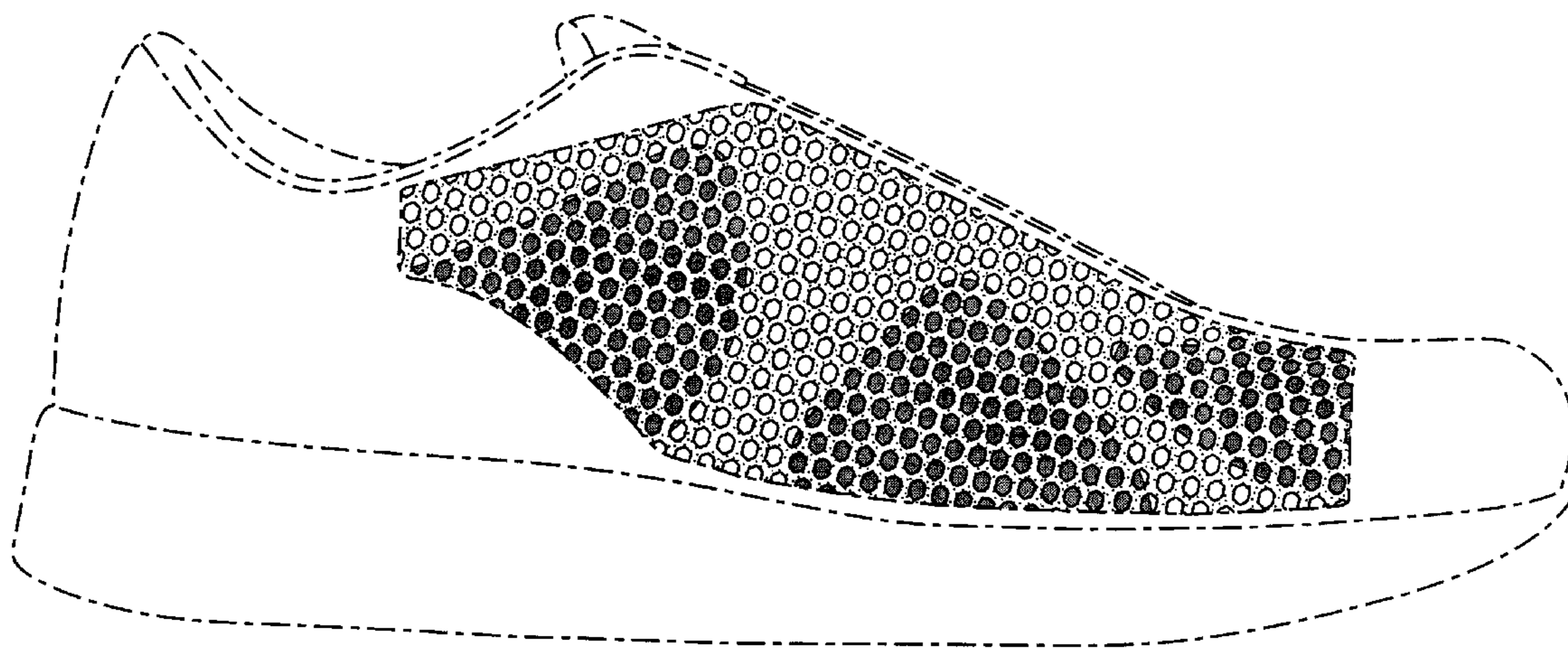
The ornamental design for a portion of a shoe upper, as shown and described.

DESCRIPTION

FIG. 1 is a front perspective view of a portion of a shoe upper showing my new design;
 FIG. 2 is a rear perspective view thereof; and,
 FIG. 3 is a side view thereof.

The uneven broken line showing the remainder of the shoe is for illustrative purposes only and forms no part of the claimed design. The uneven broken line immediately adjacent to the shaded area represents an unclaimed boundary of the design. The difference in contrast represents a change in material, texture, or color.

1 Claim, 3 Drawing Sheets



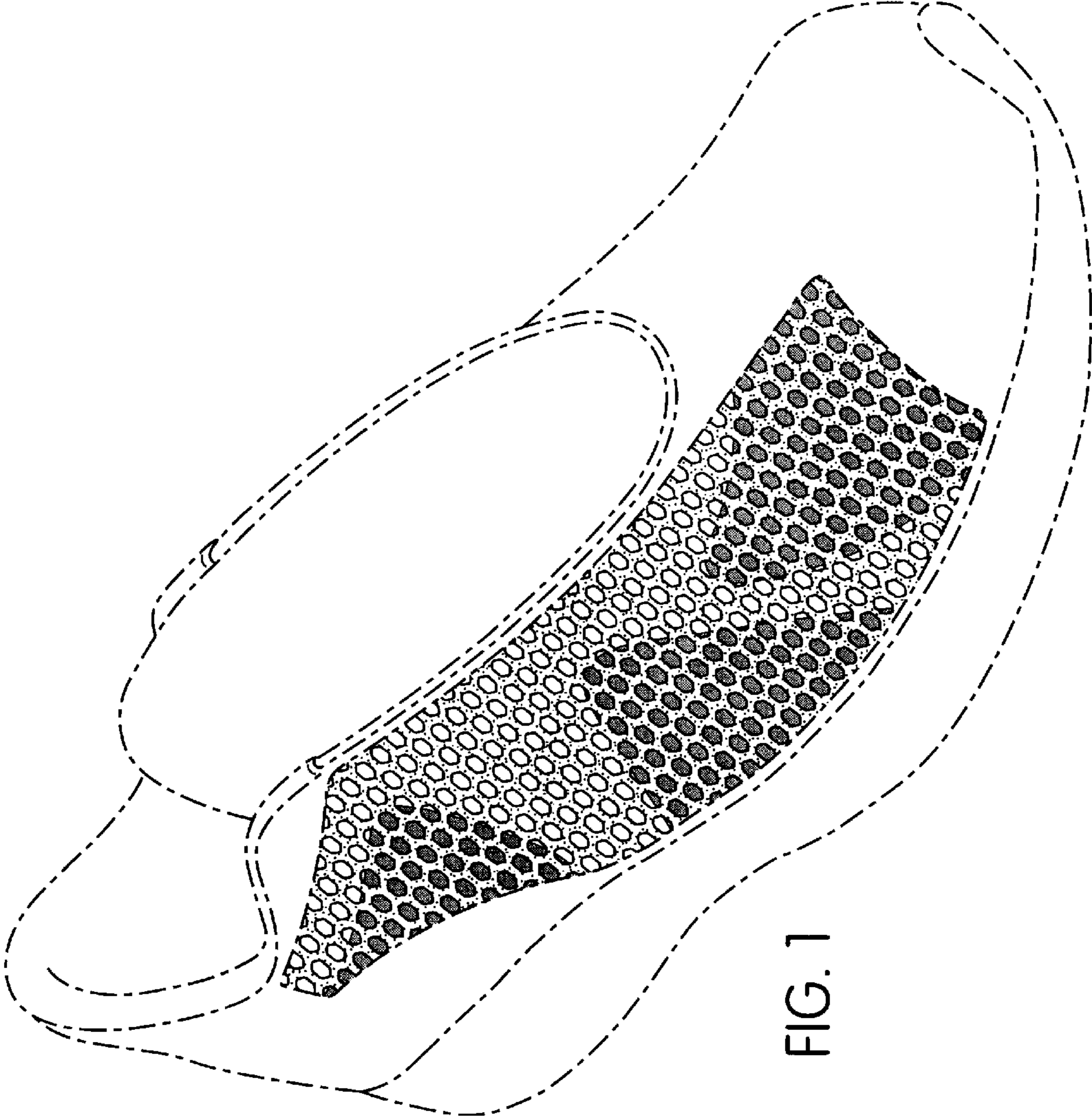


FIG. 1

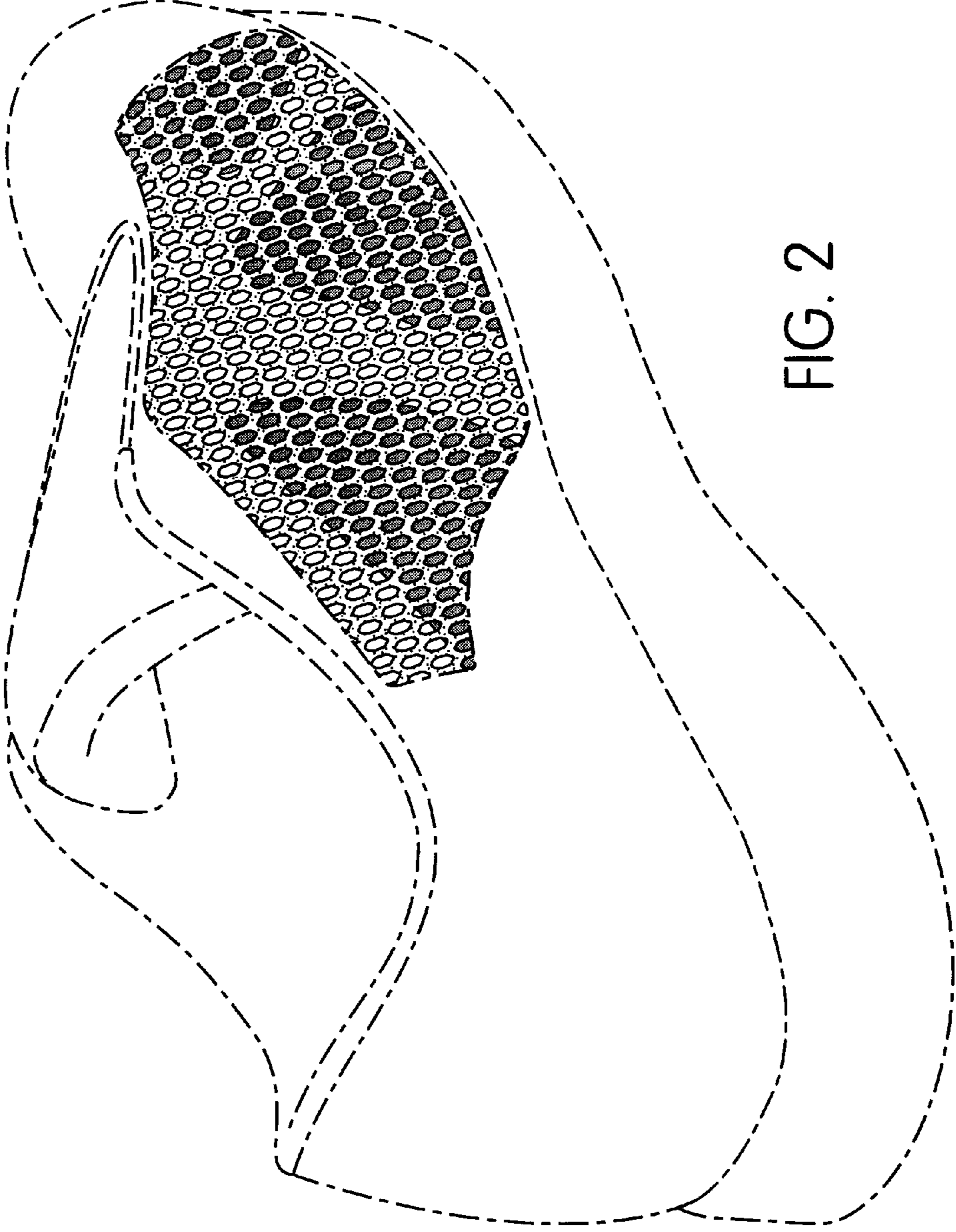


FIG. 2

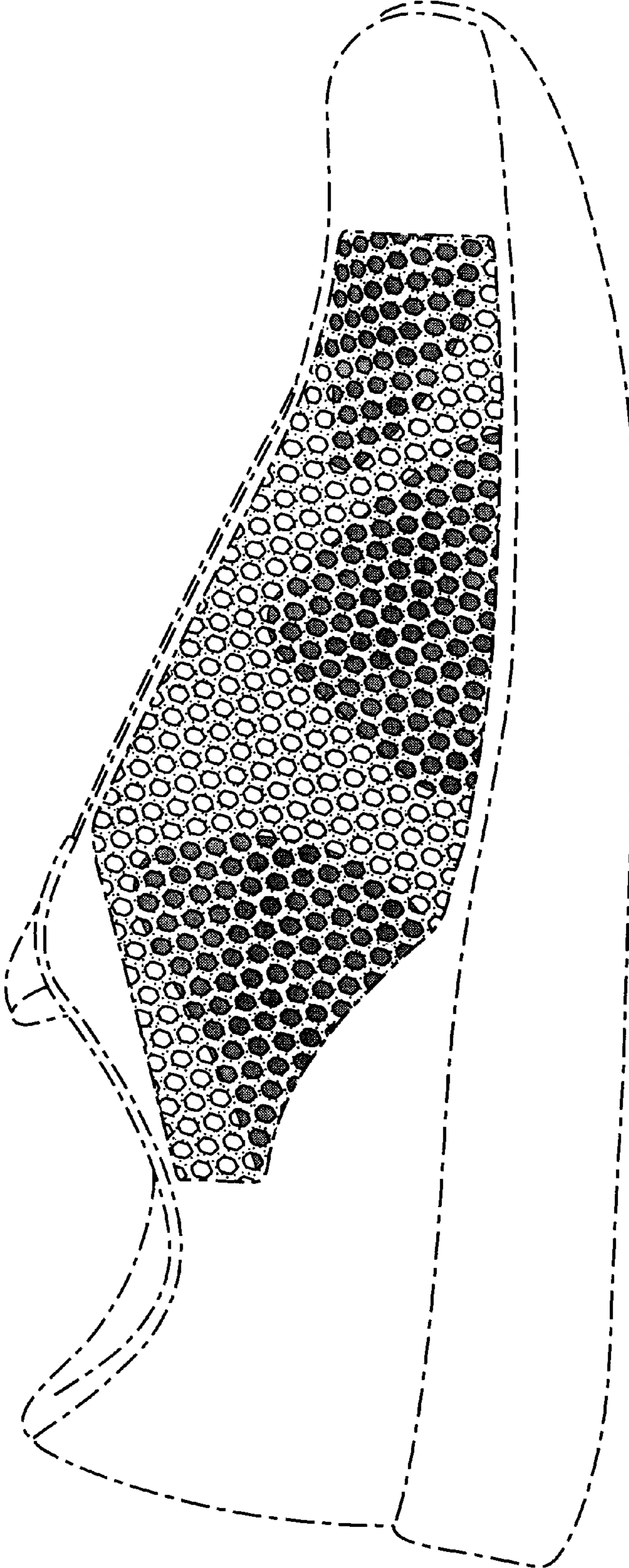


FIG. 3