



US00D513855S

(12) **United States Design Patent**
Rask

(10) **Patent No.:** **US D513,855 S**
(45) **Date of Patent:** **** Jan. 31, 2006**

- (54) **PORTION OF A SHOE UPPER**
- (75) Inventor: **Matthew Najeeb Rask**, Portland, OR (US)
- (73) Assignee: **Nike, Inc.**, Beaverton, OR (US)
- (**) Term: **14 Years**
- (21) Appl. No.: **29/221,454**
- (22) Filed: **Jan. 18, 2005**
- (51) **LOC (8) Cl.** **02-99**
- (52) **U.S. Cl.** **D2/972**
- (58) **Field of Classification Search** D2/902, D2/907, 908, 943, 944, 969, 972-974; 36/45, 36/50.1, 77 M, 77 R, 83, 88, 113, 114, 126-131
See application file for complete search history.

- Nike Footwear Catalog, Fall 1996, pp. 39, 141, published Dec. 1995.
- Nike Footwear Catalog, Holiday 1996, p. 18, published Mar. 1996.
- Nike Footwear Catalog, Spring 1998, p. 10, published Jun. 1997.
- Nike Footwear Catalog, Holiday 1999, p. M32, published Mar. 1999.
- Nike Footwear Catalog, Fall 2002, p. M50, published Nov. 2001.
- Nike Footwear Catalog, Late Spring 2004, p. M59, published Sep. 2003.
- Nike Footwear Catalog, Fall 2004, p. W35, published Nov. 2003.

* cited by examiner

Primary Examiner—Dominic Simone
(74) *Attorney, Agent, or Firm*—Banner & Witcoff, Ltd.

(56) **References Cited**

U.S. PATENT DOCUMENTS

D325,811 S	*	5/1992	Backus et al.	D2/969
D341,703 S		11/1993	Hatfield et al.		
D343,046 S		1/1994	Feller et al.		
D345,452 S		3/1994	Lucas		
D347,725 S		6/1994	Brown et al.		
D433,559 S		11/2000	Ruth		
D447,620 S		9/2001	Matis et al.		
D487,337 S		3/2004	Rogers		
D492,097 S		6/2004	Magro		
D495,866 S	*	9/2004	Holmes	D2/972
D496,152 S		9/2004	Doxey		
D496,153 S		9/2004	Morris		
D500,199 S		12/2004	Clegg		
D501,302 S	*	2/2005	Cessor	D2/972

OTHER PUBLICATIONS

- Nike Footwear Catalog, Holiday 1995, pp. 15, 97, published Mar., 1995.
- Nike Footwear Catalog, Spring 1996, p. 156, published Jun. 1995.

(57) **CLAIM**


The ornamental design for a portion of a shoe upper, as shown and described.

DESCRIPTION

FIG. 1 is a front perspective view of a portion of a shoe upper showing my new design;
FIG. 2 is a rear perspective view thereof;
FIG. 3 is a side elevational view thereof;
FIG. 4 is a front view thereof; and,
FIG. 5 is a top plan view thereof.

The broken line immediately adjacent to the shaded area represents an unclaimed boundary of the design. The broken line showings within the shaded area and the broken line showing of the remainder of the shoe are for illustrative purposes only and form no part of the claimed design.

1 Claim, 3 Drawing Sheets



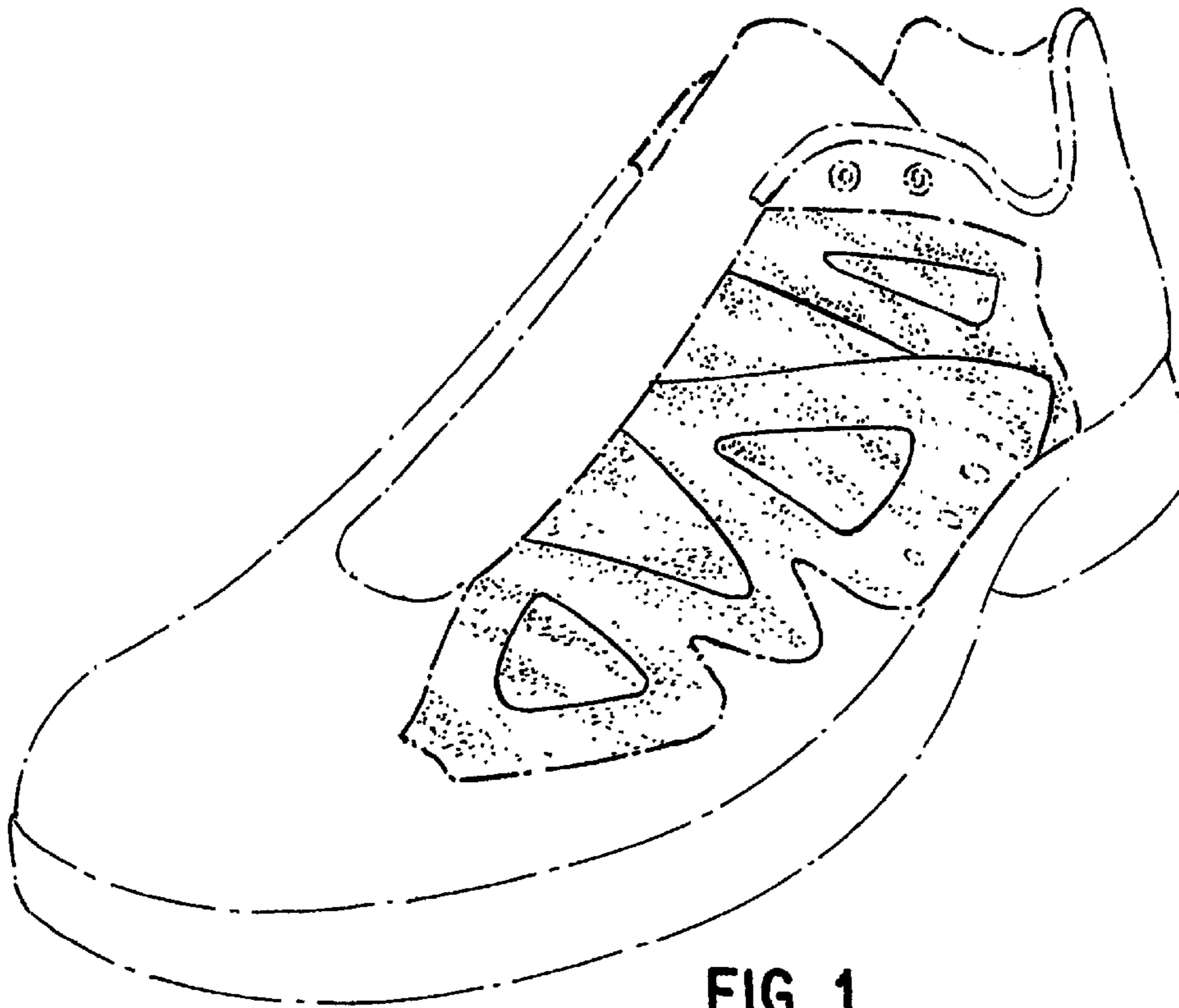


FIG. 1




FIG. 2



FIG. 3

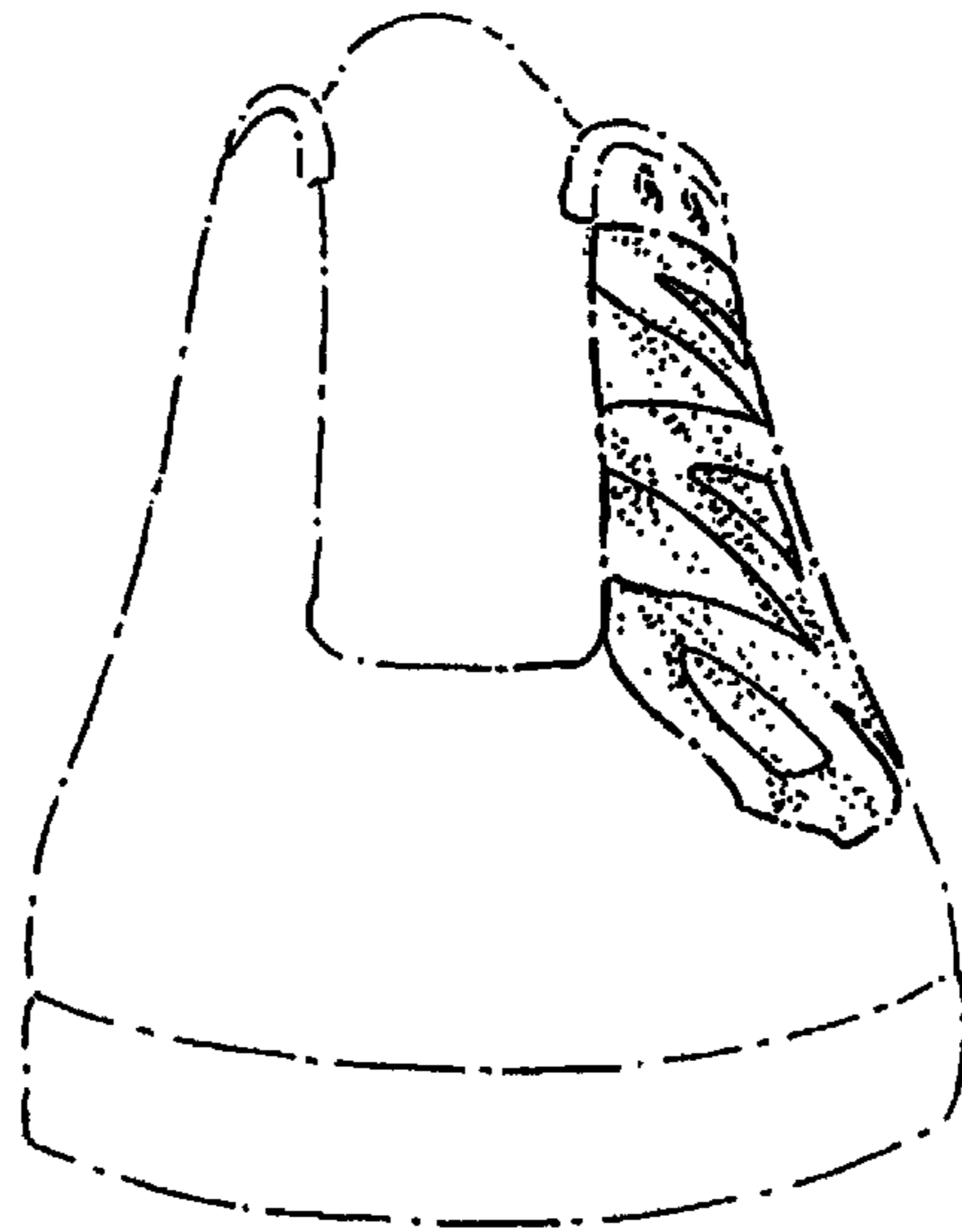


FIG. 4

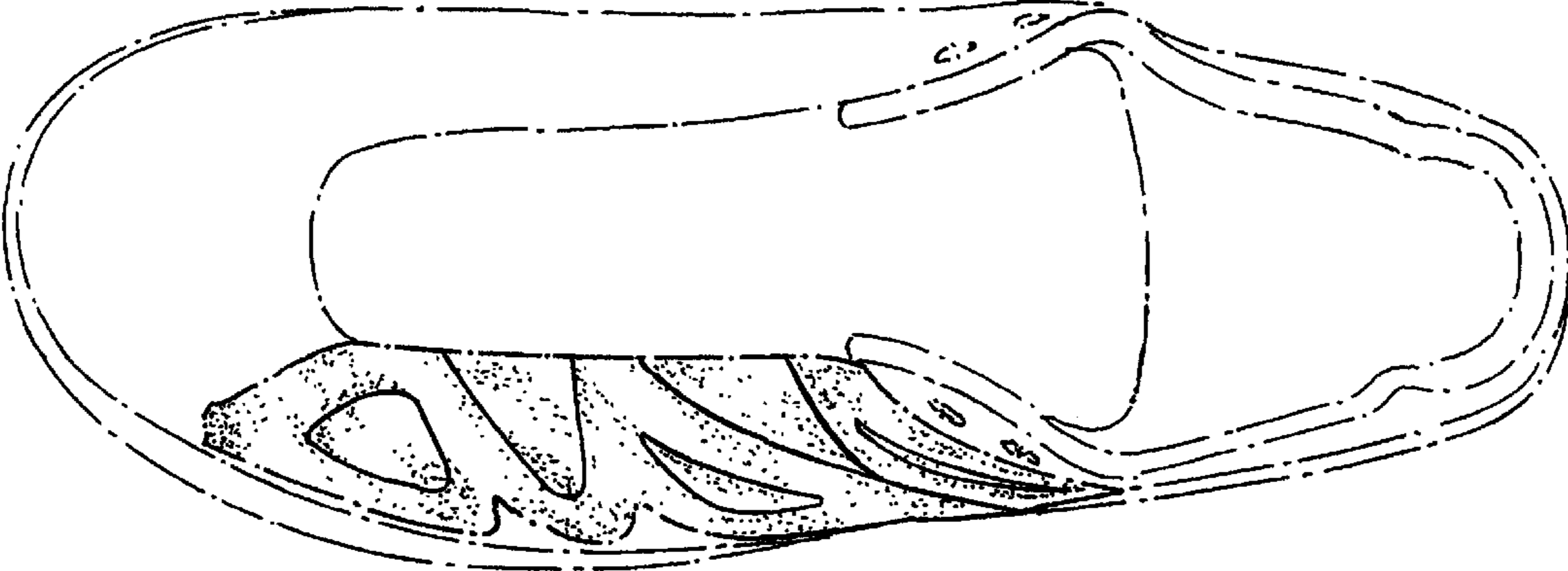


FIG. 5