



US00D513853S

(12) **United States Design Patent**  
**Vogel**

(10) **Patent No.:** **US D513,853 S**  
(45) **Date of Patent:** **\*\* Jan. 31, 2006**

(54) **PORTION OF A SHOE UPPER**  
(75) **Inventor:** **Lorrie Gabrielle Vogel**, Lake Oswego,  
OR (US)

D499,871 S 12/2004 Teteriatnikov  
D503,269 S \* 3/2005 Rask ..... D2/972  
D503,519 S \* 4/2005 Della Valle ..... D2/907

(73) **Assignee:** **Nike, Inc.**, Beaverton, OR (US)  
(\*\*) **Term:** **14 Years**

**OTHER PUBLICATIONS**

Nike Footwear Catalog, Fall 2004, p. W16, published Nov. 2003.

Nike Women's & Kid's Footwear Catalog, Holiday 2004, p. W20, published Mar. 2004.

Nike Men's Footwear Catalog, Holiday 2004, p. M28, published Mar. 2004.

\* cited by examiner

(21) **Appl. No.:** **29/218,999**  
(22) **Filed:** **Dec. 13, 2004**

(51) **LOC (8) Cl.** ..... **02-99**  
(52) **U.S. Cl.** ..... **D2/972**  
(58) **Field of Classification Search** ..... D2/902,  
D2/907, 908, 943, 944, 969, 972-974; 36/45,  
36/50.1, 77 M, 77 R, 83, 88, 113, 114, 126-131  
See application file for complete search history.

*Primary Examiner*—Dominic Simone

(74) *Attorney, Agent, or Firm*—Banner & Witcoff, Ltd.

(57) **CLAIM**

The ornamental design for a portion of a shoe upper, as shown and described.

(56) **References Cited**

**U.S. PATENT DOCUMENTS**

|            |         |               |
|------------|---------|---------------|
| D83,854 S  | 4/1931  | Funk et al.   |
| D92,052 S  | 4/1934  | Simister      |
| D238,984 S | 3/1976  | Senter        |
| D283,173 S | 4/1986  | Malone        |
| D297,589 S | 9/1988  | Swett et al.  |
| D304,128 S | 10/1989 | Kolman et al. |
| D370,117 S | 5/1996  | Worthington   |
| D422,400 S | 4/2000  | Brady et al.  |
| D449,426 S | 10/2001 | Pollastrelli  |
| D468,891 S | 1/2003  | Truelsen      |
| D478,415 S | 8/2003  | Masullo       |
| D490,230 S | 5/2004  | Mervar        |

**DESCRIPTION**

FIG. 1 is a side elevational view of a portion of a shoe upper showing my new design;

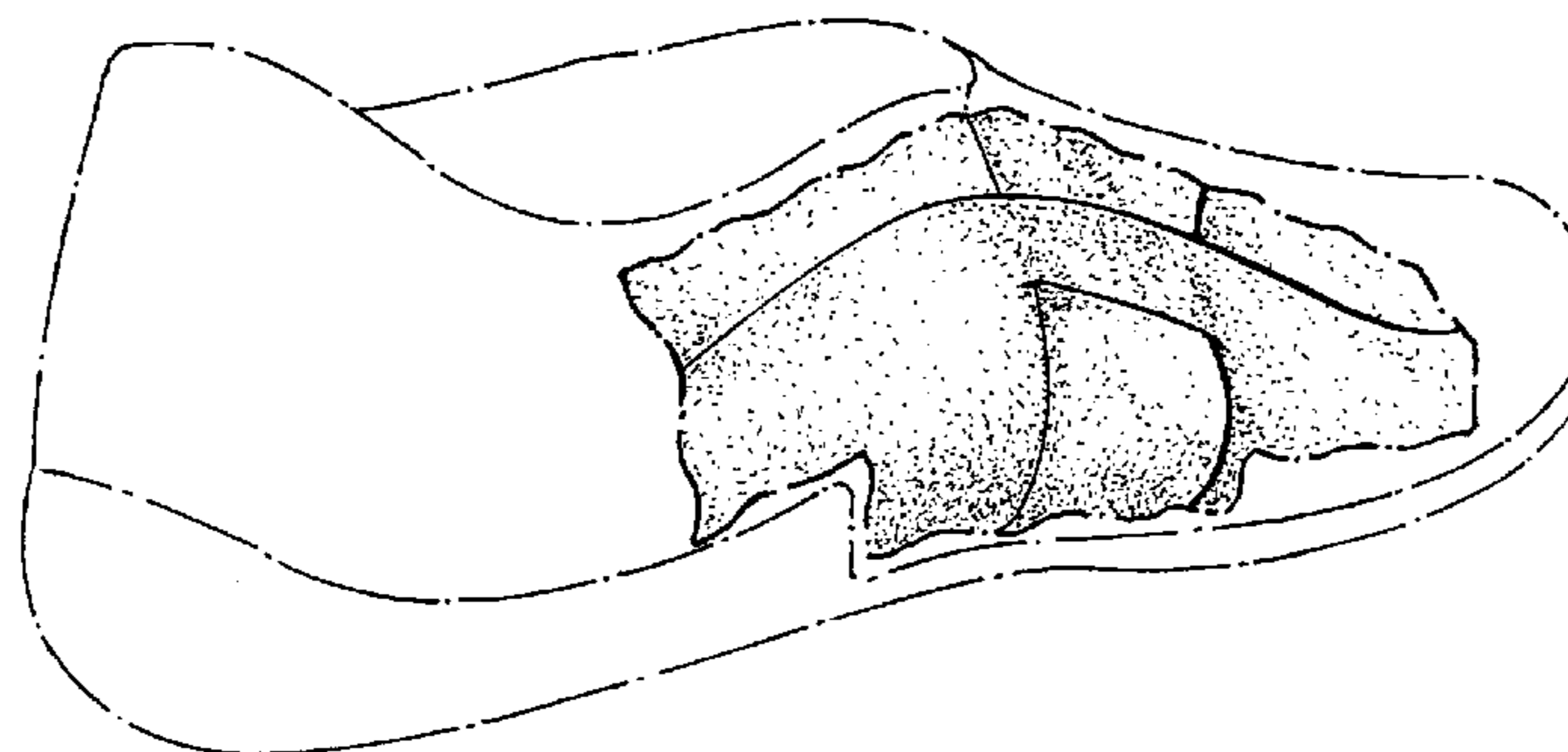
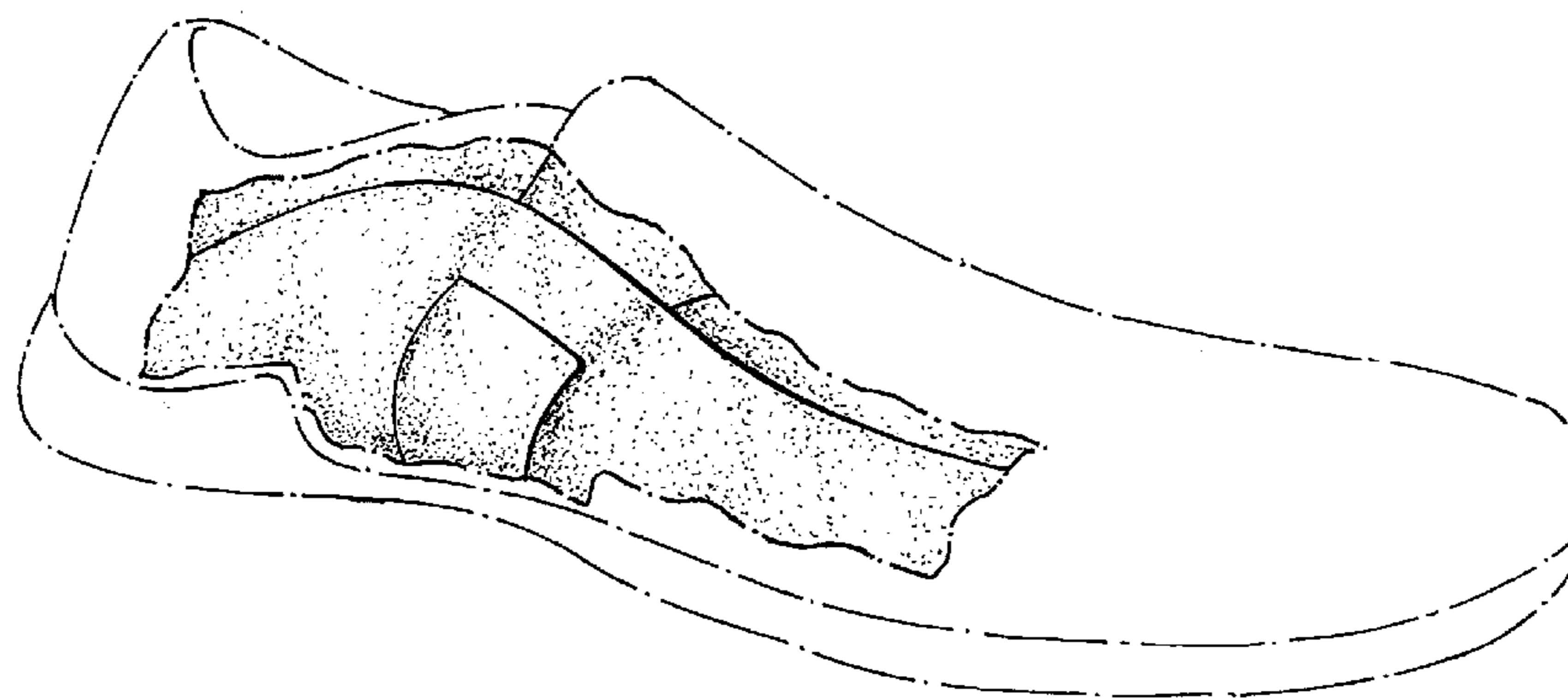
FIG. 2 is a first perspective view thereof;

FIG. 3 is a second perspective view thereof; and,

FIG. 4 is a top plan view thereof.

The uneven broken line immediately adjacent to the shaded area represents an unclaimed boundary of the design. The uneven broken line showing of the remainder of the shoe is for illustrative purposes only and forms no part of the claimed design.

**1 Claim, 3 Drawing Sheets**



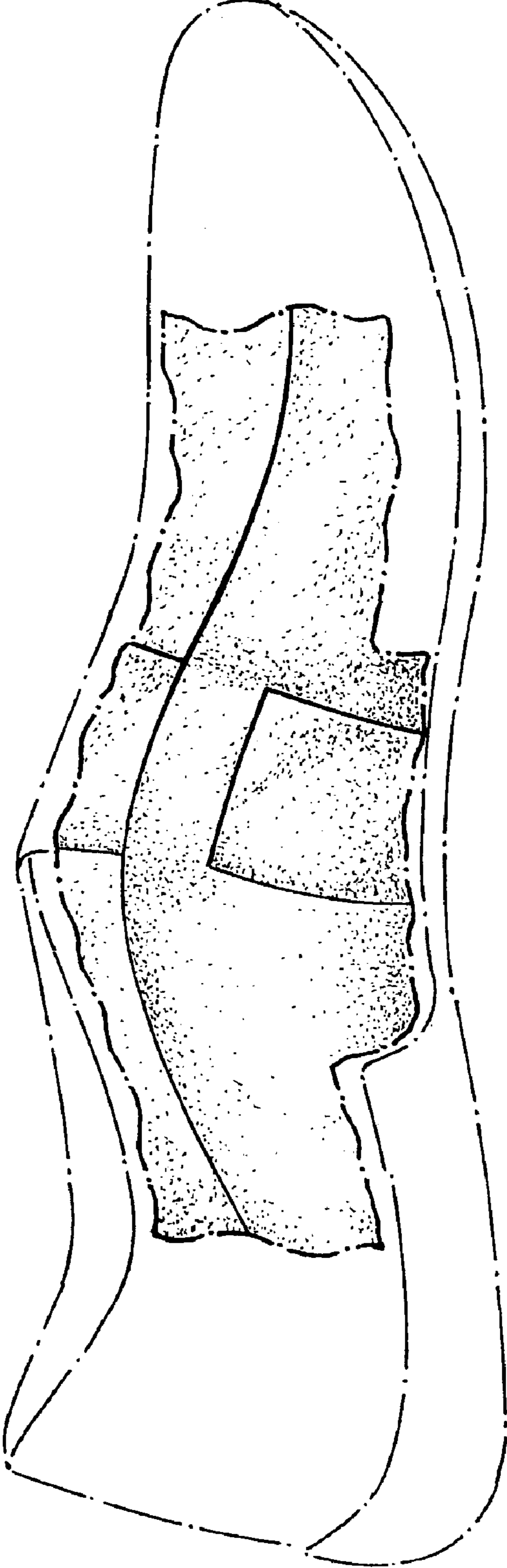


FIG. 1

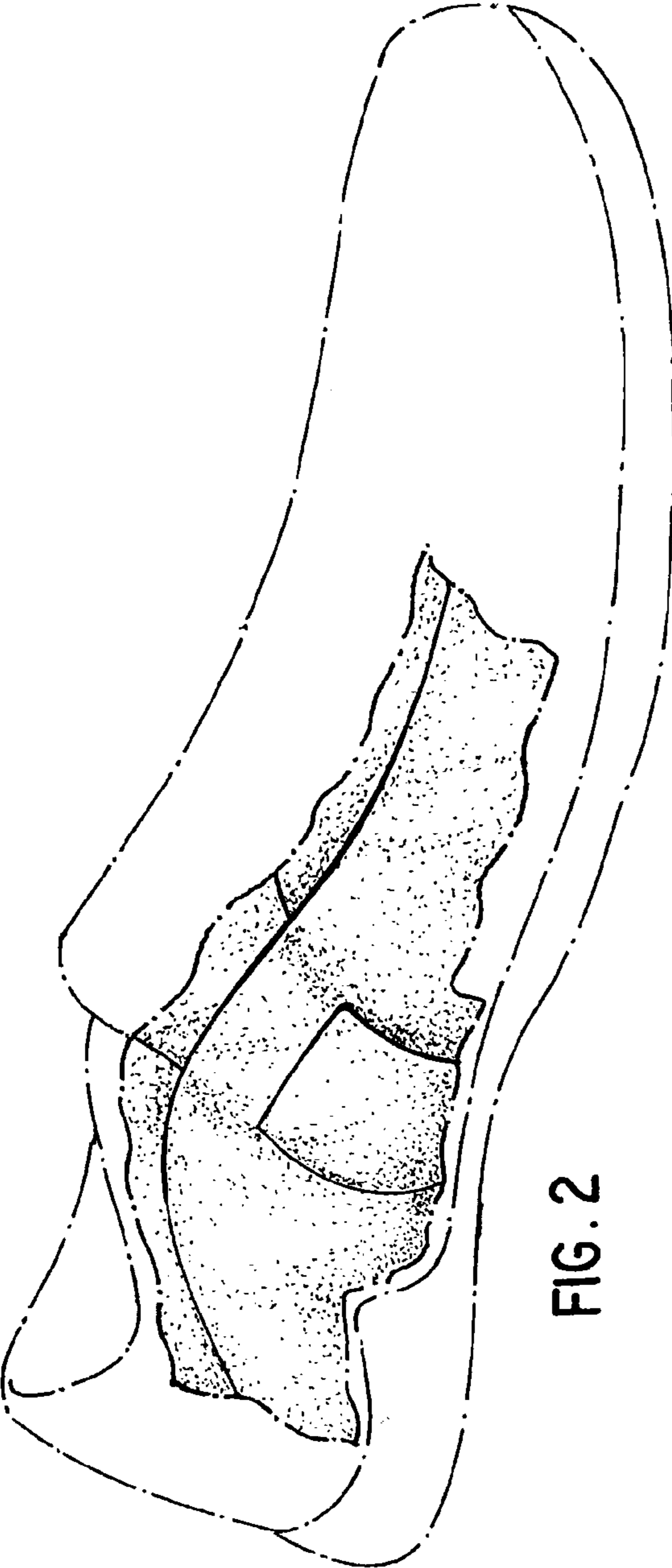


FIG. 2

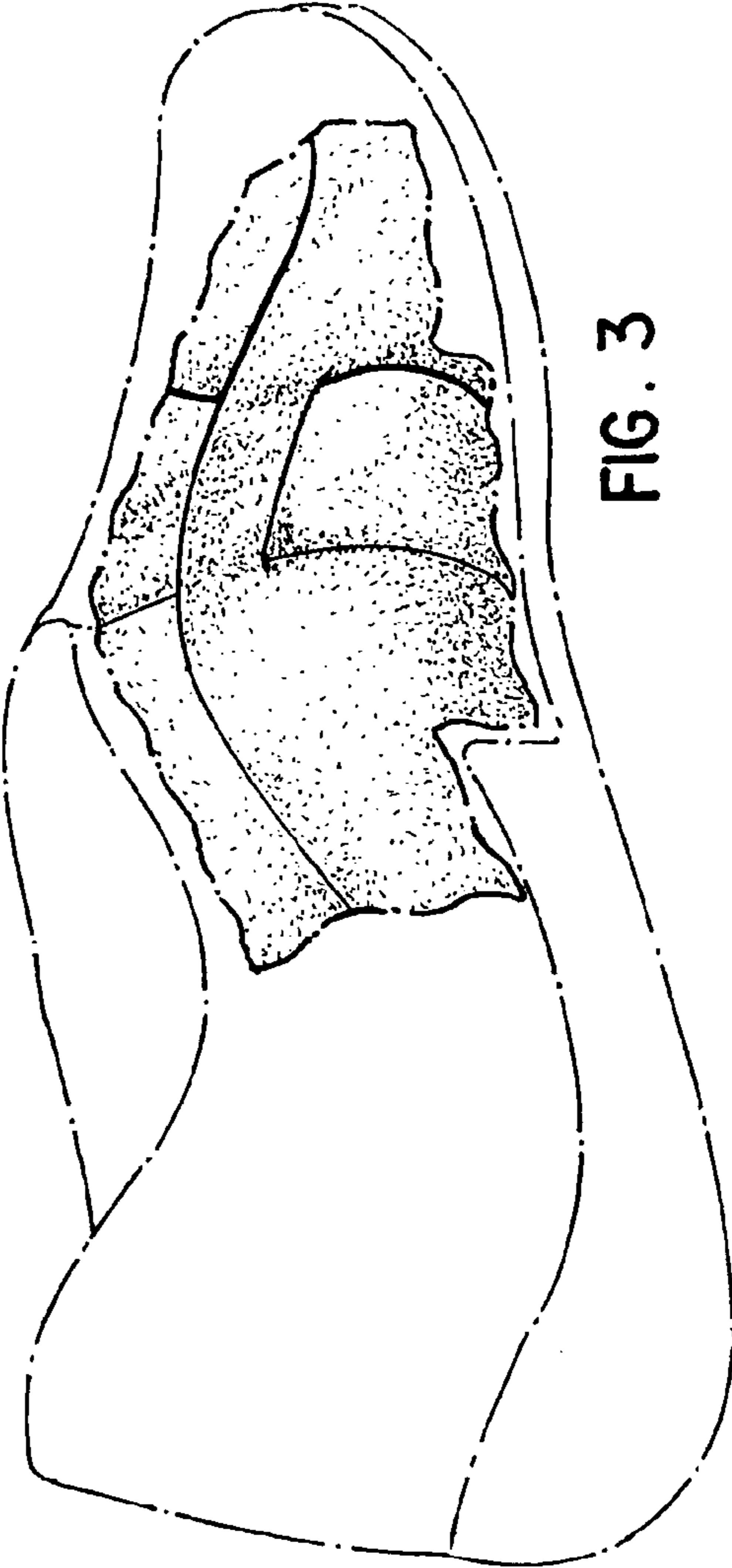


FIG. 3

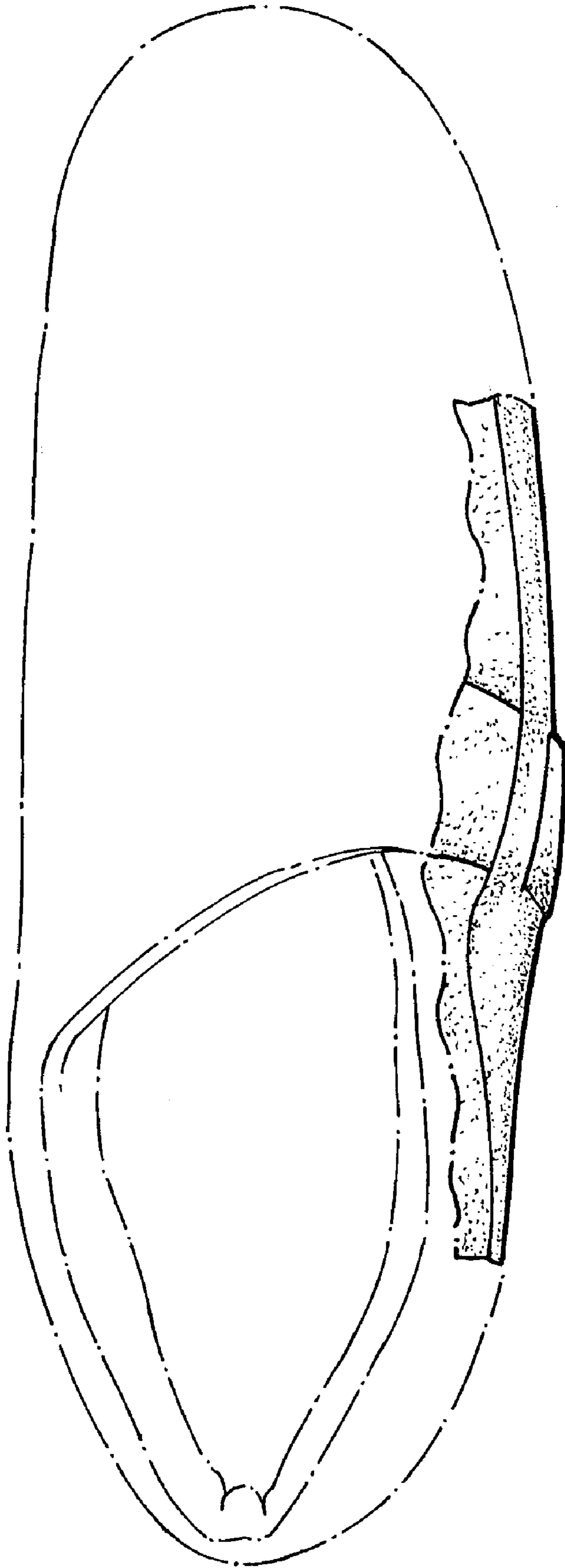


FIG. 4