



US00D513850S

(12) **United States Design Patent** (10) **Patent No.:** **US D513,850 S**  
**Alfaro** (45) **Date of Patent:** **\*\* Jan. 31, 2006**

(54) **PORTION OF A SHOE UPPER**  
 (75) Inventor: **Charlie N. Alfaro**, Tigard, OR (US)  
 (73) Assignee: **Nike, Inc.**, Beaverton, OR (US)  
 (\*\*) Term: **14 Years**

D474,882 S 5/2003 Cooper  
 D475,523 S 6/2003 McDowell  
 D476,473 S 7/2003 Clegg  
 D485,052 S \* 1/2004 Holmes ..... D2/972  
 D495,867 S 9/2004 Avar  
 D496,527 S 9/2004 Roulo  
 D498,911 S \* 11/2004 Young ..... D2/972  
 D503,270 S \* 3/2005 Lee ..... D2/972

(21) Appl. No.: **29/216,294**  
 (22) Filed: **Nov. 2, 2004**  
 (51) **LOC (8) Cl.** ..... **02-99**  
 (52) **U.S. Cl.** ..... **D2/972**  
 (58) **Field of Classification Search** ..... D2/902,  
 D2/907, 908, 943, 944, 969, 972-974; 36/45,  
 36/50.1, 77 M, 77 R, 83, 88, 113, 114, 126-131  
 See application file for complete search history.

**OTHER PUBLICATIONS**

Nike Footwear Catalog Fall 1995, pp. 9, 102, Published Nov. 1994.  
 Nike Footwear Catalog Holiday 1996, p. 9, Published Mar. 1996.

(Continued)

*Primary Examiner*—Dominic Simone  
 (74) *Attorney, Agent, or Firm*—Banner & Witcoff, Ltd.

(56) **References Cited**  
**U.S. PATENT DOCUMENTS**

D361,884 S 9/1995 Lozano  
 D380,077 S 6/1997 Preskar et al.  
 D383,294 S 9/1997 Lozano  
 D384,800 S 10/1997 Rask  
 D391,068 S 2/1998 Aveni et al.  
 D393,360 S 4/1998 Aveni et al.  
 D398,771 S 9/1998 Doxey  
 D420,499 S 2/2000 Dolinsky  
 D427,760 S 7/2000 Holmes  
 D430,723 S 9/2000 Kim  
 D432,778 S 10/2000 McCourt  
 D439,034 S 3/2001 Lozano  
 D440,753 S 4/2001 Morris  
 D452,070 S 12/2001 Holmes  
 D461,951 S 8/2002 Hlavacs  
 D463,098 S 9/2002 Hui  
 D474,009 S 5/2003 Lotti  
 D474,010 S 5/2003 Gerber

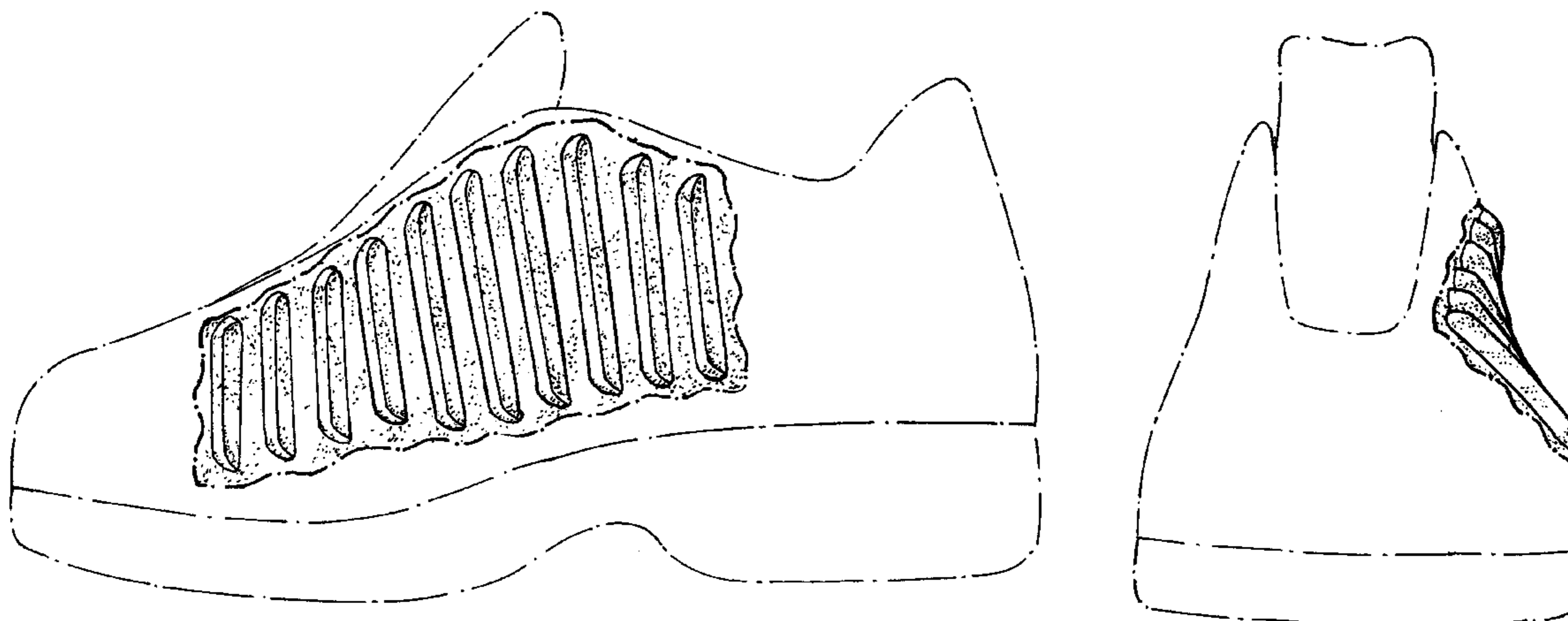
(57) **CLAIM**

The ornamental design for a portion of a shoe upper, as shown and described.

**DESCRIPTION**

FIG. 1 is a front perspective view of a portion of a shoe upper showing my new design;  
 FIG. 2 is a side view thereof;  
 FIG. 3 is a front view thereof;  
 FIG. 4 is a rear view thereof;  
 FIG. 5 is a top view thereof; and,  
 FIG. 6 is a rear perspective view thereof.  
 The broken lines immediately adjacent to the shaded areas represent an unclaimed boundary of the design. The broken line showing of the remainder of the shoe is for illustrative purposes only and forms no part of the claimed design.

**1 Claim, 3 Drawing Sheets**



OTHER PUBLICATIONS

Nike Footwear Catalog Fall 1997, p. 36, Published Dec. 1996.

Nike Footwear Catalog Holiday 1997, pp. 29, 35, 126, Published Mar. 1997.

Nike Footwear Catalog Late Spring 1998, pp. 14, 22, Published Sep. 1997.

Nike Footwear Catalog Holiday 1998, p. M19, Published Feb. 1998.

Nike Footwear Catalog Spring 1999, p. W118, Published Jun. 1998.

Nike Footwear Catalog Spring 2001, p. W18, Published Jun. 2000.

Nike Footwear Catalog Late Spring 2001, pp. M80, M84, Published Sep. 2000.

Nike Footwear Catalog Late Spring 2002, p. M85, Published Sep. 2001.

Nike Footwear Catalog Spring 2003, p. M7, Published Jun. 2002.

Nike Footwear Catalog Late Spring 2003, p. M5, Published Sep. 2002.

\* cited by examiner

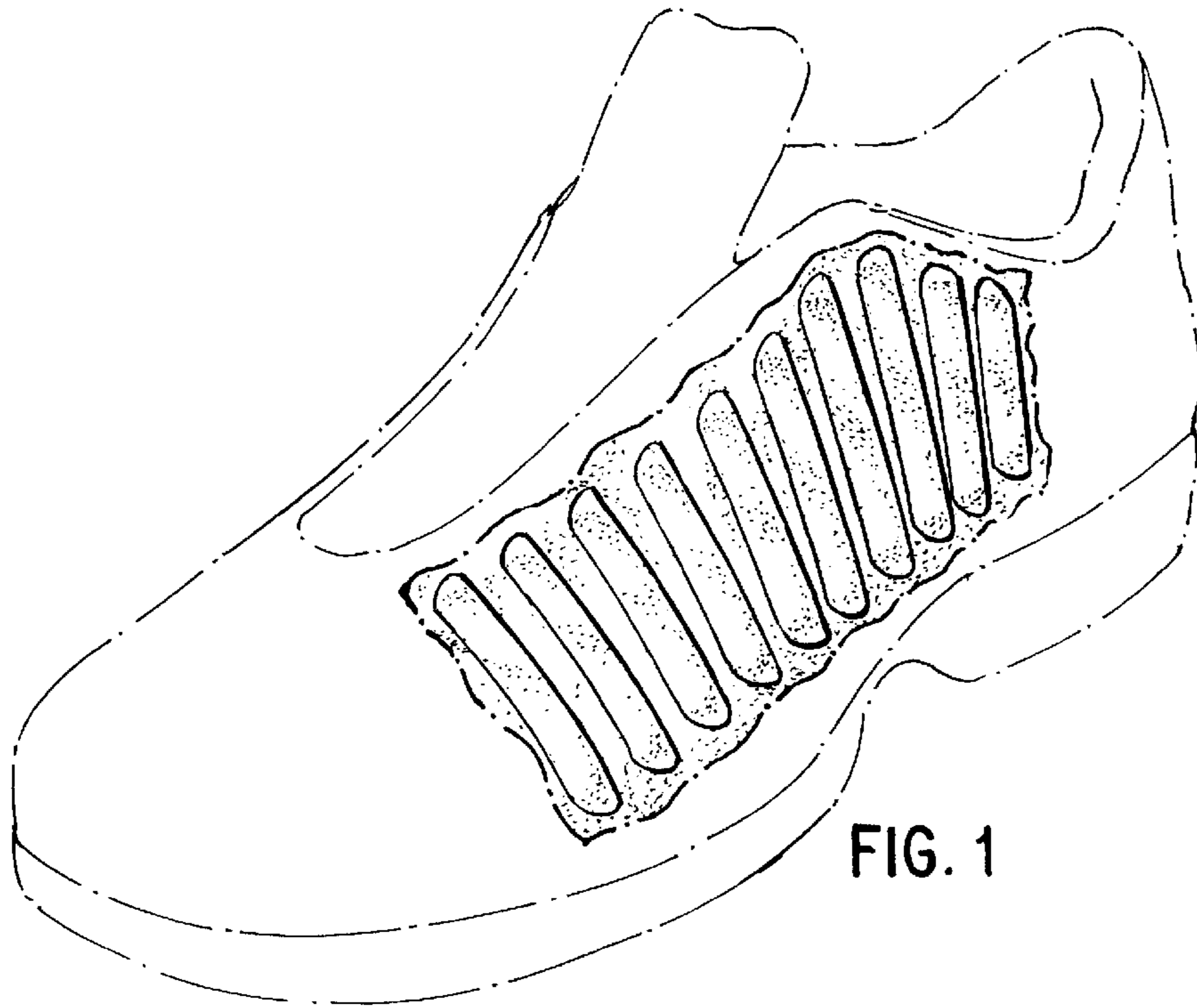


FIG. 1

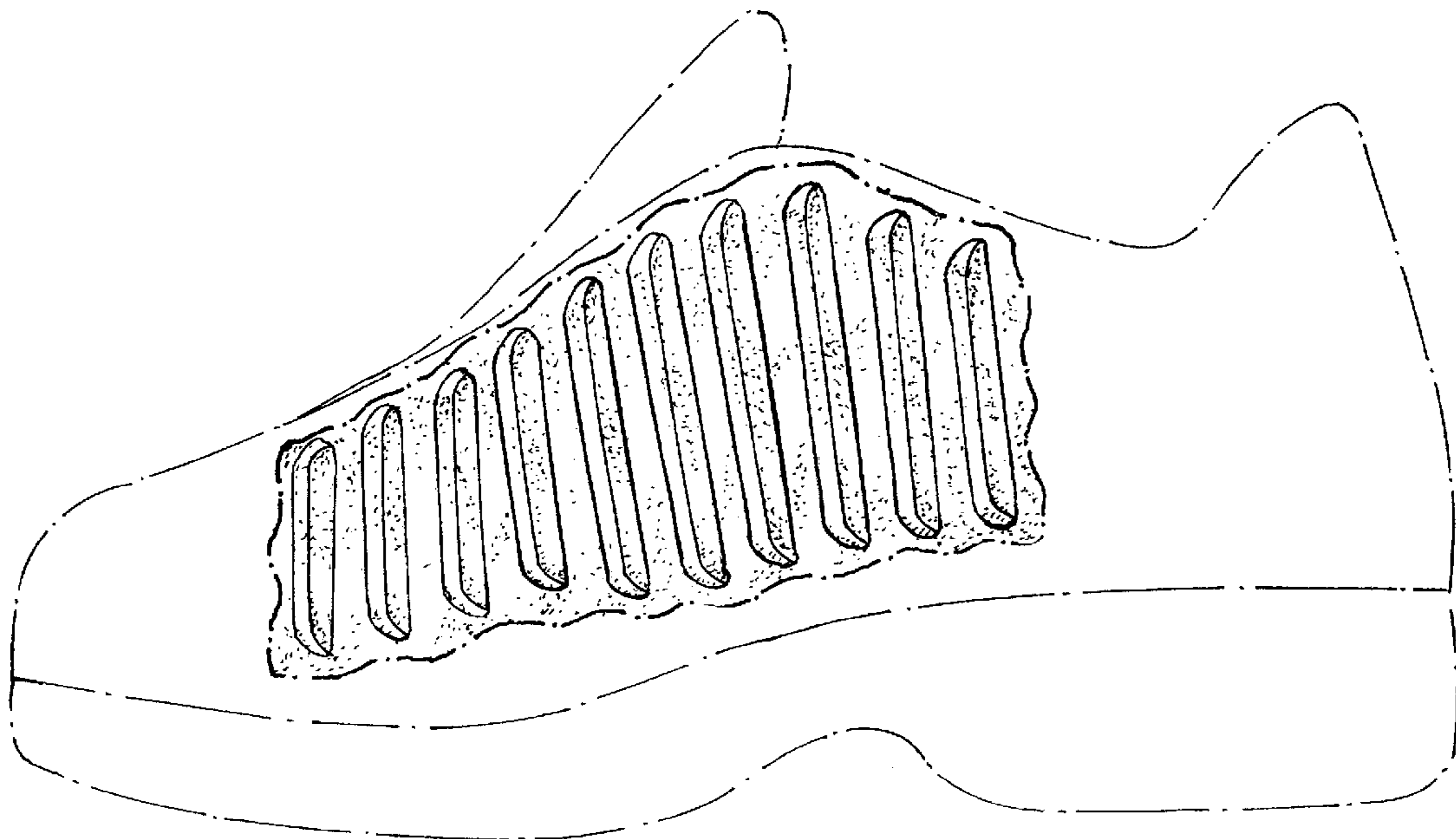


FIG. 2

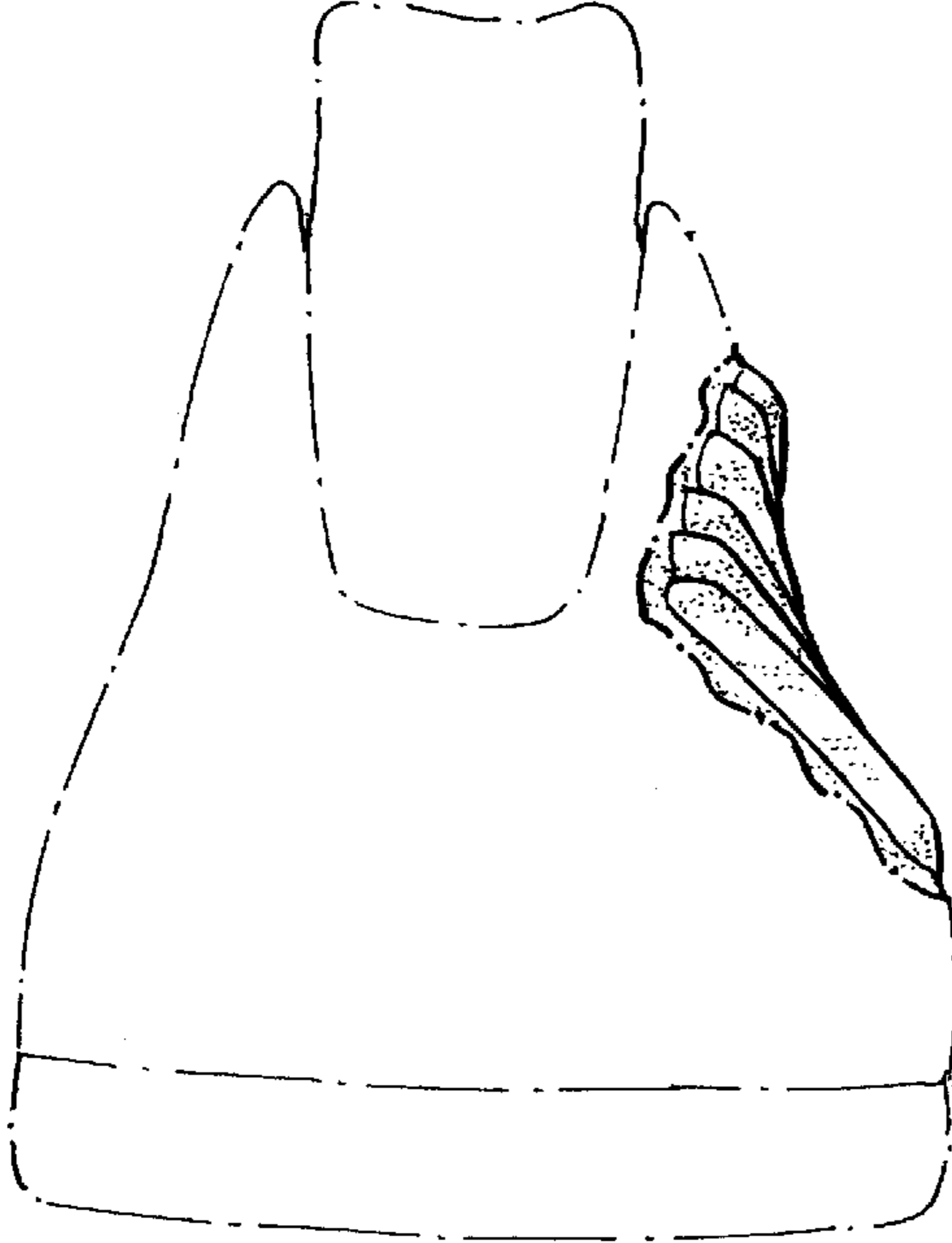


FIG. 3

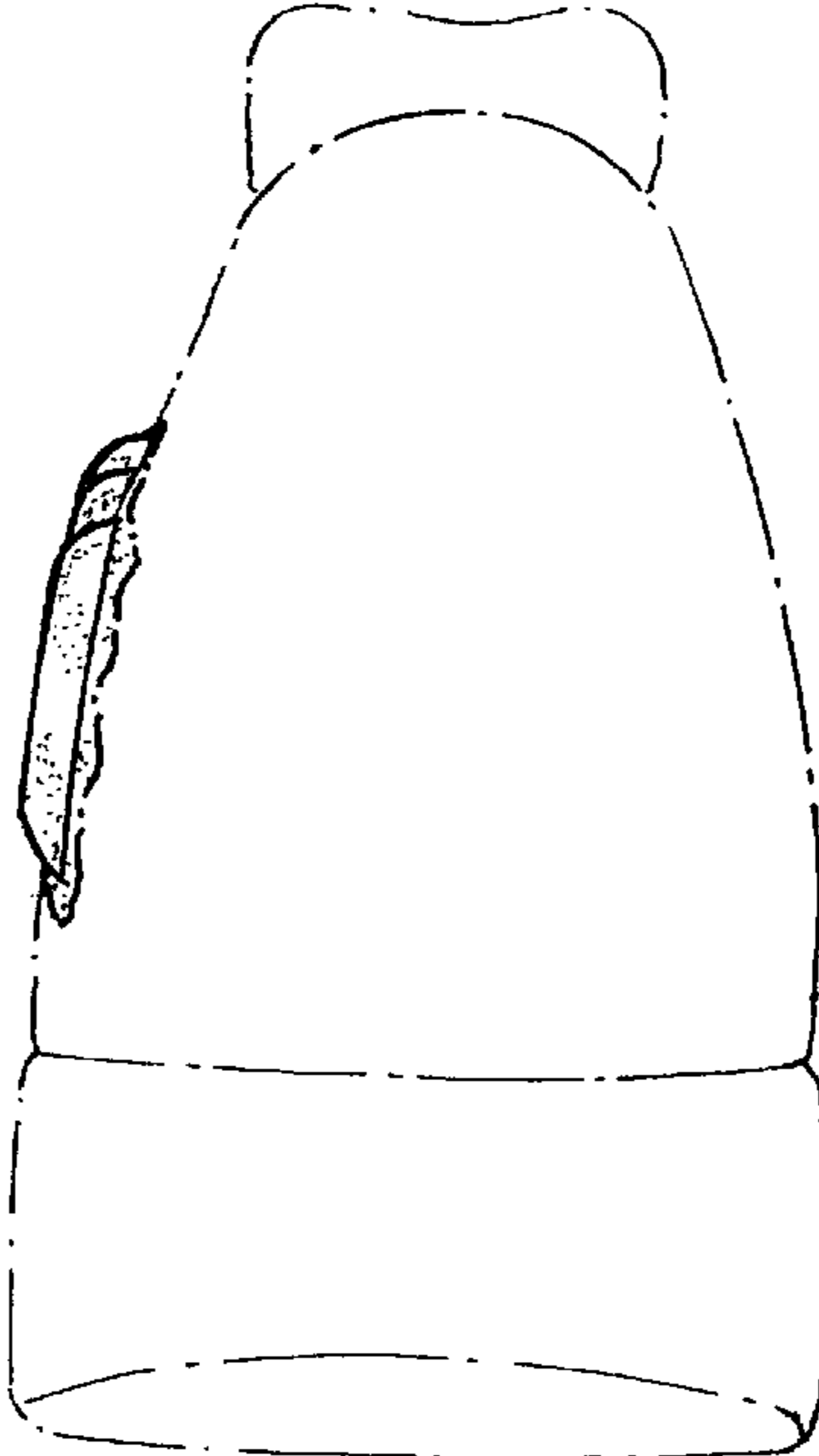


FIG. 4

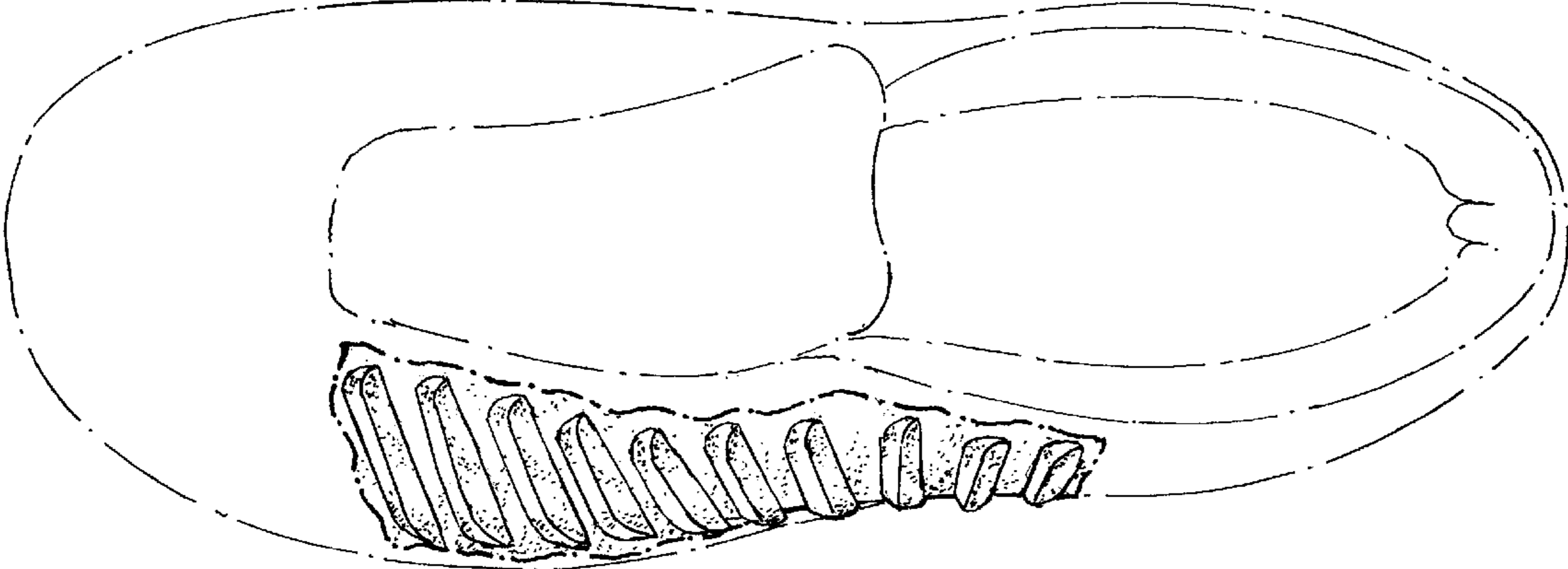


FIG. 5

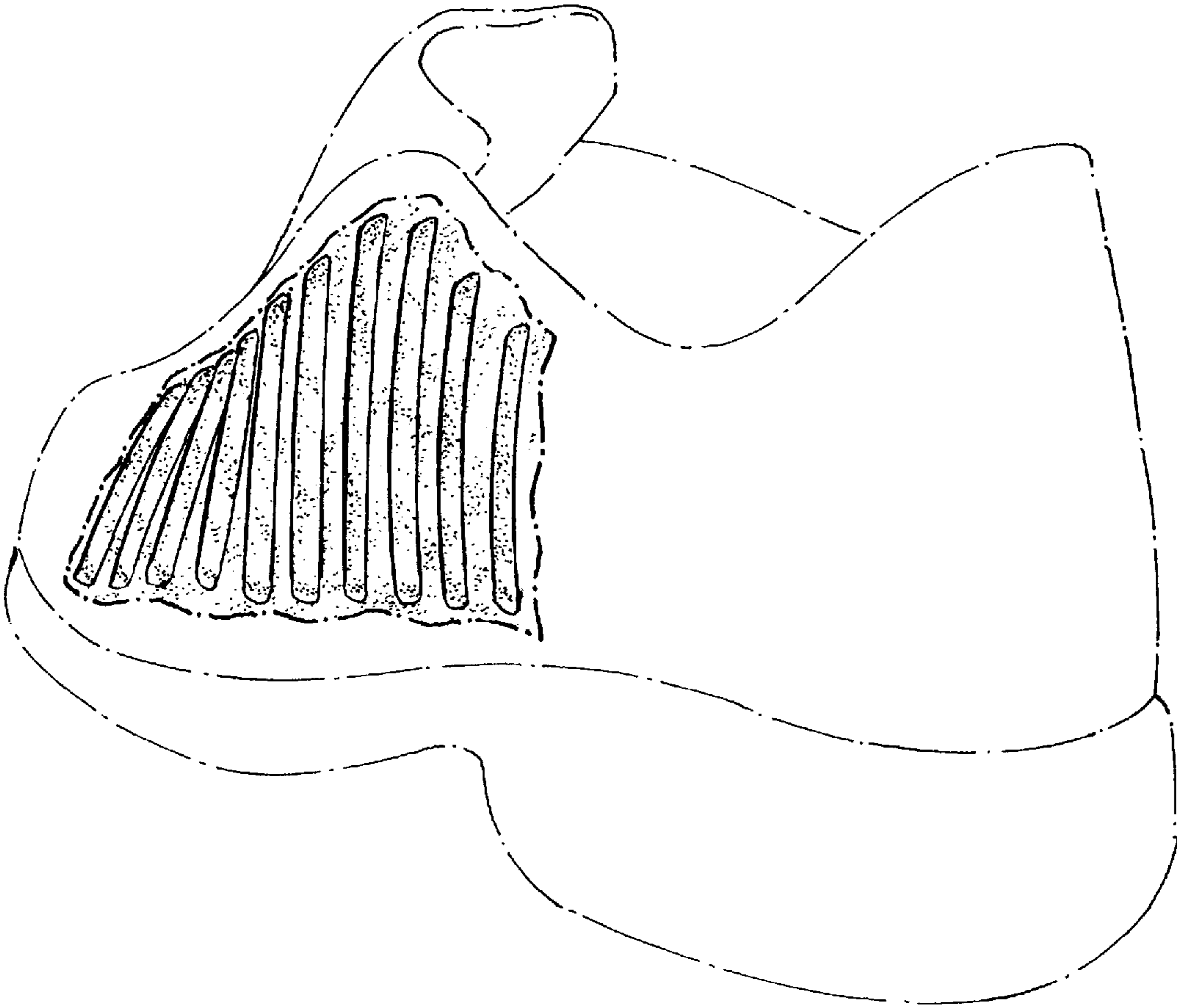


FIG. 6