



US00D513849S

(12) **United States Design Patent** (10) **Patent No.:** **US D513,849 S**
Hull (45) **Date of Patent:** **** Jan. 31, 2006**

(54) **SIDE ELEMENT OF A SHOE UPPER**

(75) Inventor: **N. Scot Hull**, Battle Ground, WA (US)

(73) Assignee: **Nike, Inc.**, Beaverton, OR (US)

(**) Term: **14 Years**

(21) Appl. No.: **29/213,341**

(22) Filed: **Sep. 15, 2004**

(51) **LOC (8) Cl.** **02-99**

(52) **U.S. Cl.** **D2/972**

(58) **Field of Classification Search** D2/902,
D2/907, 943-944, 949, 969, 972-974; 36/45,
36/50.1, 77 M, 77 R, 83, 88, 113, 114, 126-130
See application file for complete search history.

(56) **References Cited**

U.S. PATENT DOCUMENTS

D97,201 S	10/1935	Morali	
D347,938 S	6/1994	Smith	
5,437,112 A	8/1995	Johnston	
D373,463 S	9/1996	Greene	
D392,456 S	3/1998	Yun	
D397,859 S	9/1998	Cass	
D398,762 S	9/1998	McDowell et al.	
D404,906 S	2/1999	Backus	
D406,448 S	3/1999	Rask	
D407,203 S	3/1999	Maxwell	
D434,213 S	11/2000	Smith	
D452,069 S	12/2001	Allen	
D452,608 S	1/2002	McDowell	
D452,990 S	1/2002	McDowell	
D467,411 S	* 12/2002	Dombrow	D2/972
6,568,102 B1	5/2003	Healy et al.	
D476,473 S	7/2003	Clegg	
D485,052 S	1/2004	Holmes	
D487,625 S	3/2004	Bandini et al.	
D495,865 S	* 9/2004	Lee	D2/972

OTHER PUBLICATIONS

“Nike Footwear Catalog”, Fall 1995, published Nov. 1994 (p M-27), Beaverton, Oregon.

“Nike Footwear Catalog”, Holiday 1995, published Mar. 1995 (p M-17), Beaverton, Oregon.

“Nike Footwear Catalog”, Holiday 1996, published Mar. 1996 (p M-22), Beaverton, Oregon.

(Continued)

Primary Examiner—Dominic Simone

(74) *Attorney, Agent, or Firm*—TraskBritt

(57) **CLAIM**

The ornamental design for a side element of a shoe upper, as shown and described.

DESCRIPTION

FIG. 1 is a perspective view of a side element of a shoe upper showing my new design;

FIG. 2 is a side view of the side element of a shoe upper shown in FIG. 1;


FIG. 3 is a front view of the side element of a shoe upper shown in FIG. 1;

FIG. 4 is a rear view of the side element of a shoe upper shown in FIG. 1; and,

FIG. 5 is a top view of the side element of a shoe upper shown in FIG. 1.

The uneven broken line immediately adjacent to the shaded area represents the bounds of the claimed design. All other uneven broken lines represent the remaining portion of the shoe. The uneven broken line representations in FIGS. 1-5 are for illustrative purposes only and form no part of the claimed design.

1 Claim, 2 Drawing Sheets



OTHER PUBLICATIONS

“Nike Footwear Catalog”, Fall 1997, published Mar. 1996 (p M-50), Beaverton, Oregon.

“Nike Footwear Catalog”, Spring 1998, published Jun. 1997 (p M-29), Beaverton, Oregon.

“Nike Footwear Catalog”, Late Spring 1999, published Sep. 1998 (p M-21), Beaverton, Oregon.

“Nike Footwear Catalog”, Fall 1999, published Nov. 1998 (p M-33), Beaverton, Oregon.

“Nike Footwear Catalog”, Holiday 1999, published Mar. 1999 (p W-94), Beaverton, Oregon.

“Nike Footwear Catalog”, Spring 2000, published Jul. 1999 (p B-79), Beaverton, Oregon.

“Nike Footwear Catalog”, Fall 2001, published Nov. 2000 (p W-31), Beaverton, Oregon.

“Nike Footwear Catalog”, Holiday 2001, published Feb. 2001 (p 12), Beaverton, Oregon.

“Nike Footwear Catalog”, Spring 2002, published Jun. 2001 (p 36), Beaverton, Oregon.

“Nike Footwear Catalog”, Spring 2002, published Jun. 2001 (p m-8), Beaverton, Oregon.

“Nike Footwear Catalog”, Fall 2003, published Nov. 2002 (p 106), Beaverton, Oregon.

“Nike Footwear Catalog”, Fall 2003, published Nov. 2002 (p 14), Beaverton, Oregon.

“Nike Footwear Catalog”, Holiday 2003, published Mar. 2003, (p M-15), Beaverton, Oregon.

“Nike Footwear Catalog”, Spring 2004, published Jun. 2003 (p wides 101), Beaverton, Oregon.

“Nike Footwear Catalog”, Spring 2004, published Jun. 2003 (p W-13), Beaverton, Oregon.

* cited by examiner

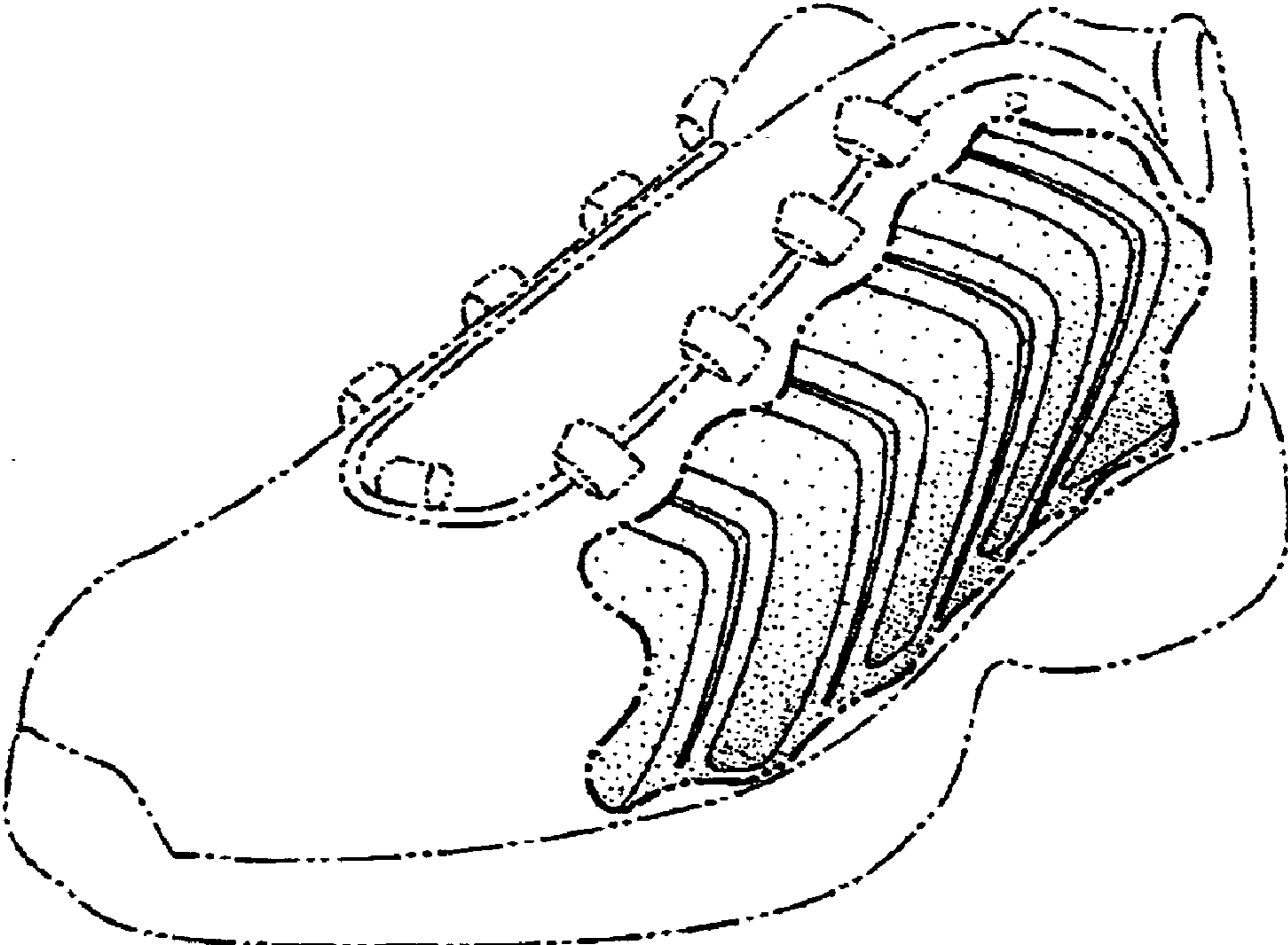


FIG. 1




FIG. 2

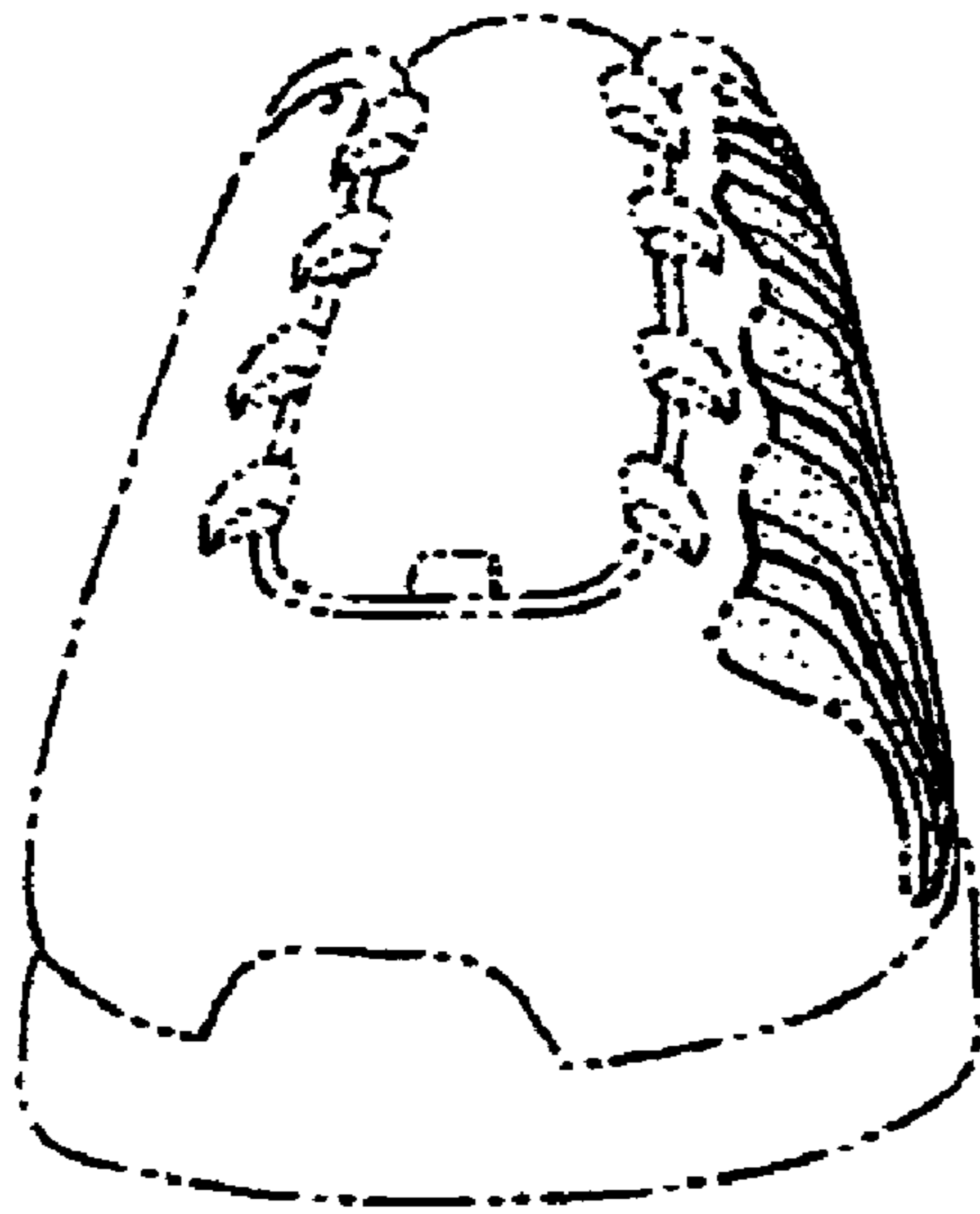


FIG. 3

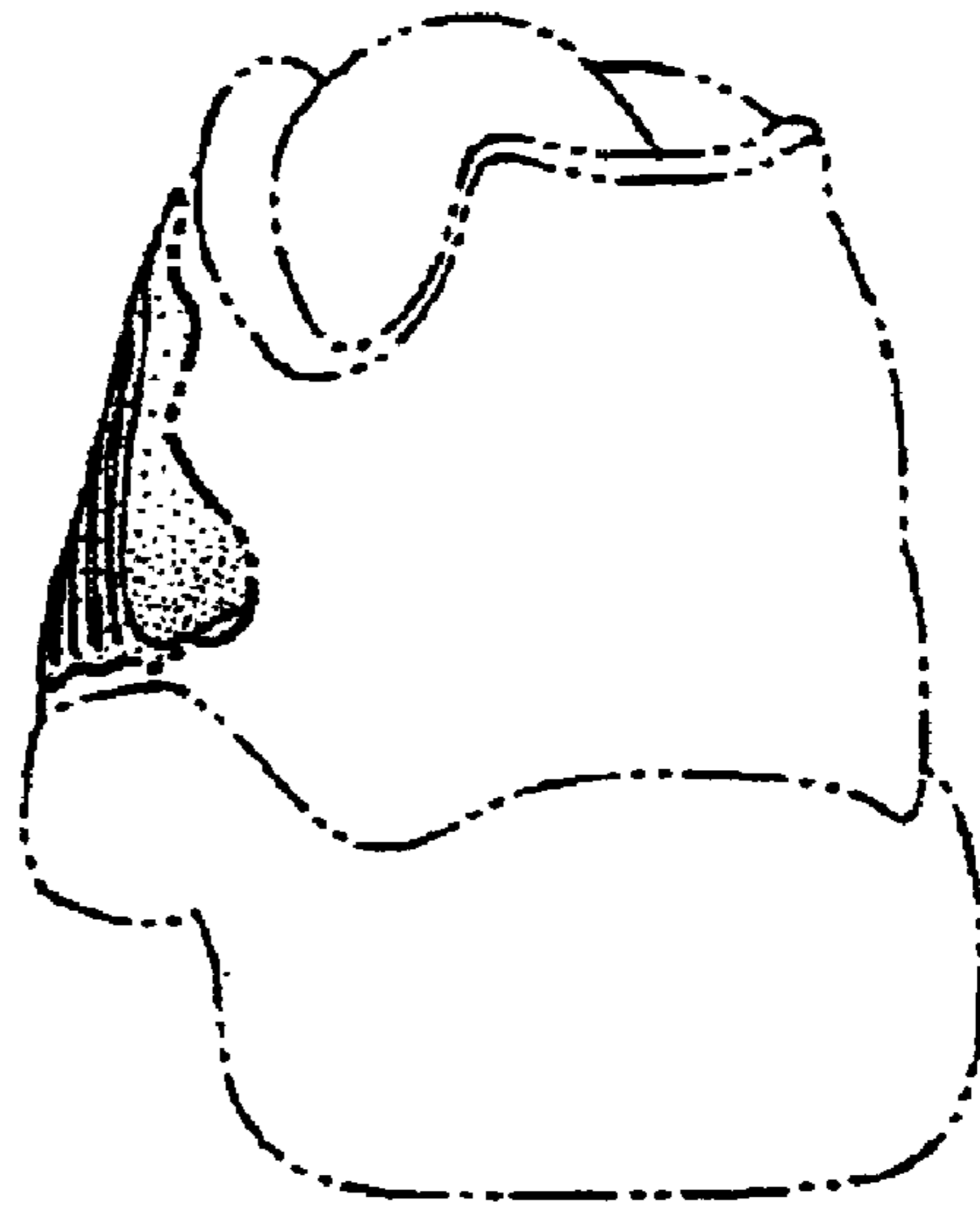


FIG. 4




FIG. 5