



US00D513834S

(12) **United States Design Patent**  
Henderson et al.

(10) **Patent No.:** US D513,834 S  
(45) **Date of Patent:** \*\* Jan. 31, 2006

(54) **BEAVER TAIL HEADBAND**

D252,562 S 8/1979 Van Koert  
6,076,532 A 6/2000 Thomas et al.  
6,353,936 B2 3/2002 Flatt  
6,357,052 B1 3/2002 Fleming

(76) Inventors: **Melvin J. Henderson**, 2995 Olt Rd.,  
Dayton, OH (US) 45418; **Willard L.  
Robins**, 5265 Whaley Dr., Trotwood,  
OH (US) 45427

\* cited by examiner

(\*\*) Term: **14 Years**

*Primary Examiner*—Mimosa De

(21) Appl. No.: **29/158,896**

(57) **CLAIM**

(22) Filed: **Apr. 11, 2002**

The ornamental design for a beaver tail headband, as shown  
and described.

(51) **LOC (8) Cl.** ..... **02-03**

**DESCRIPTION**

(52) **U.S. Cl.** ..... **D2/869; D2/890**

(58) **Field of Classification Search** ..... D2/865,  
D2/869, 871, 875, 890, 894, 895; 2/171,  
2/181, 195.1; D11/158, 108, 109, 167, 178,  
D11/179, 180, 118, 121, 128, 129; D19/4-8  
See application file for complete search history.

FIG. 1 is a front elevational view of a beaver tail headband  
in accordance with the present invention;  
FIG. 2 is a rear elevational view of the beaver tail headband  
of FIG. 1;  
FIG. 3 is a side elevational view of the beaver tail headband  
of FIG. 1, the opposite side elevational view being a mirror  
image thereof;  
FIG. 4 is a top plan view of the beaver tail headband of FIG.  
1; and,  
FIG. 5 is a bottom plan view of the beaver tail headband of  
FIG. 1.

(56) **References Cited**

**U.S. PATENT DOCUMENTS**

D162,159 S \* 2/1951 Harfenist ..... D2/869  
D167,303 S \* 7/1952 Dannenberg ..... D2/869  
D246,617 S 12/1977 Tomlin, Jr.

**1 Claim, 4 Drawing Sheets**

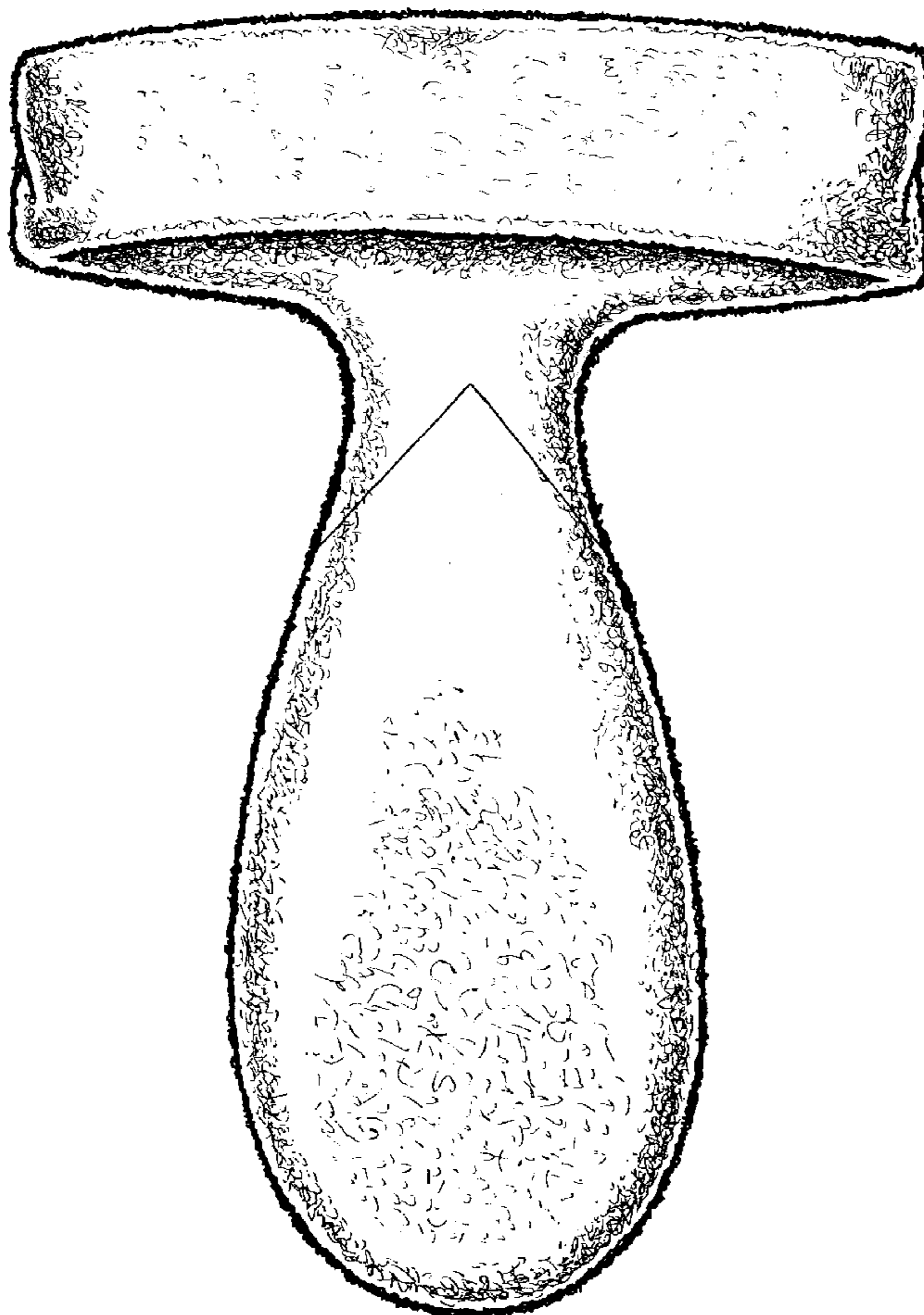


FIG. 1

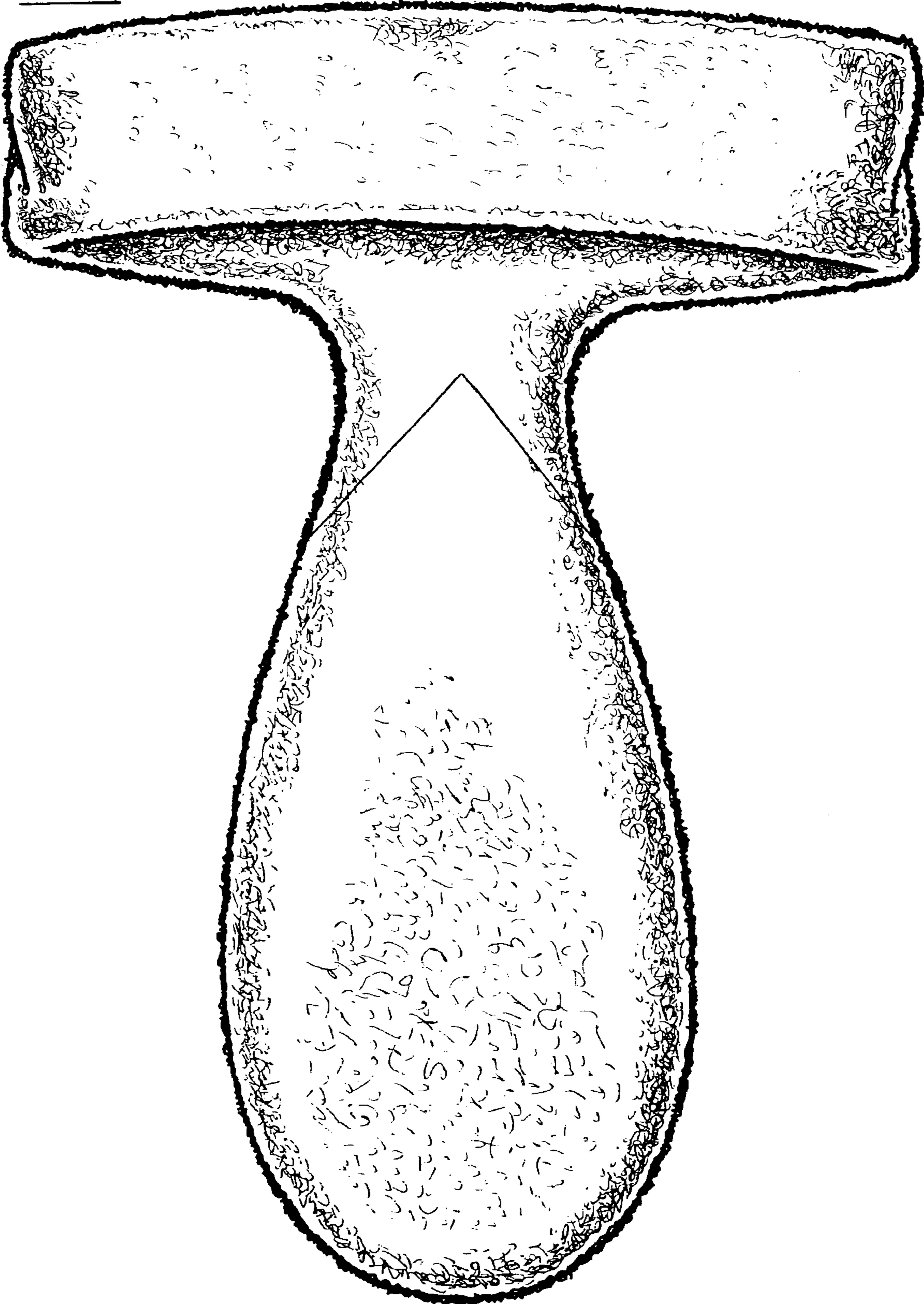




FIG. 2

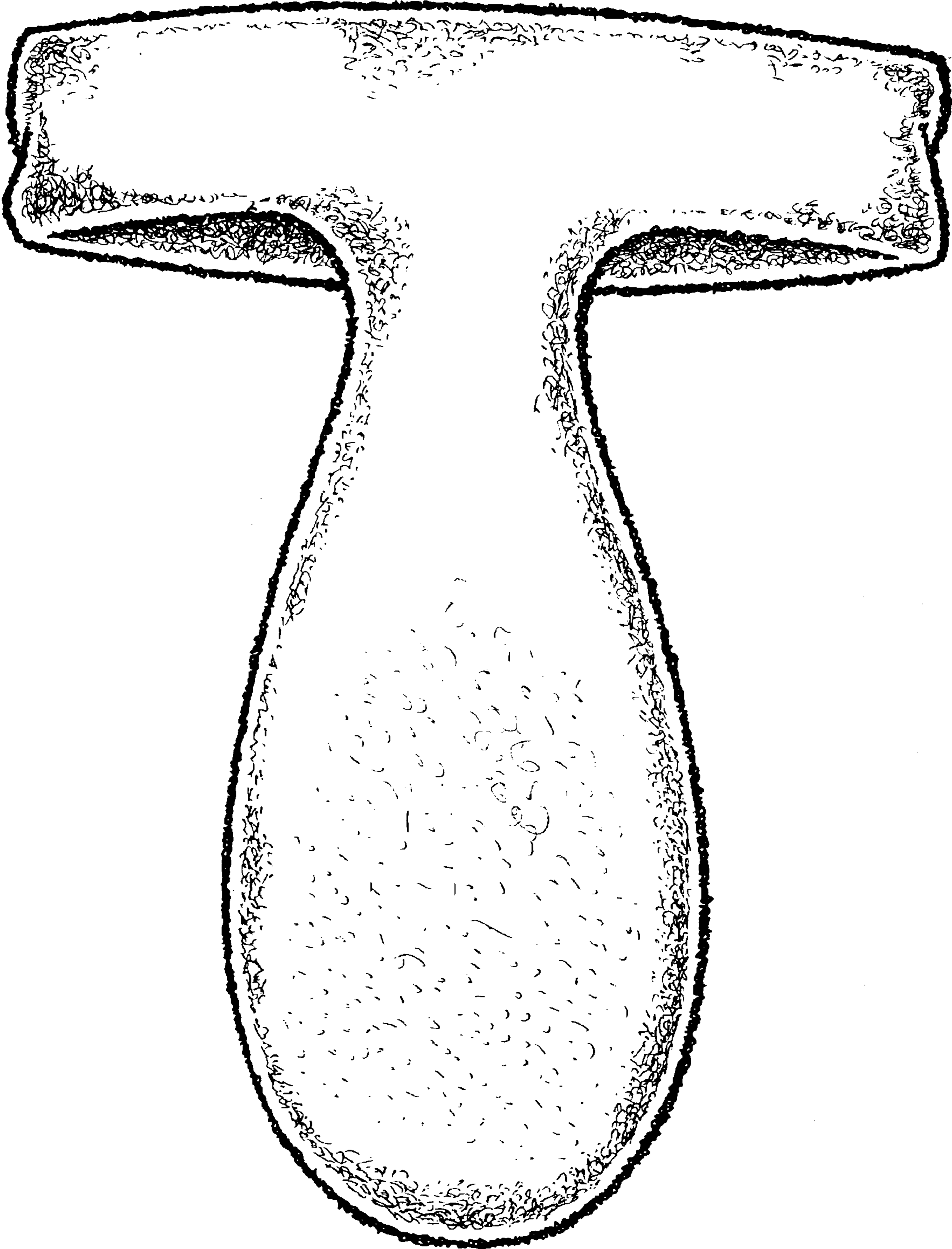


FIG-3

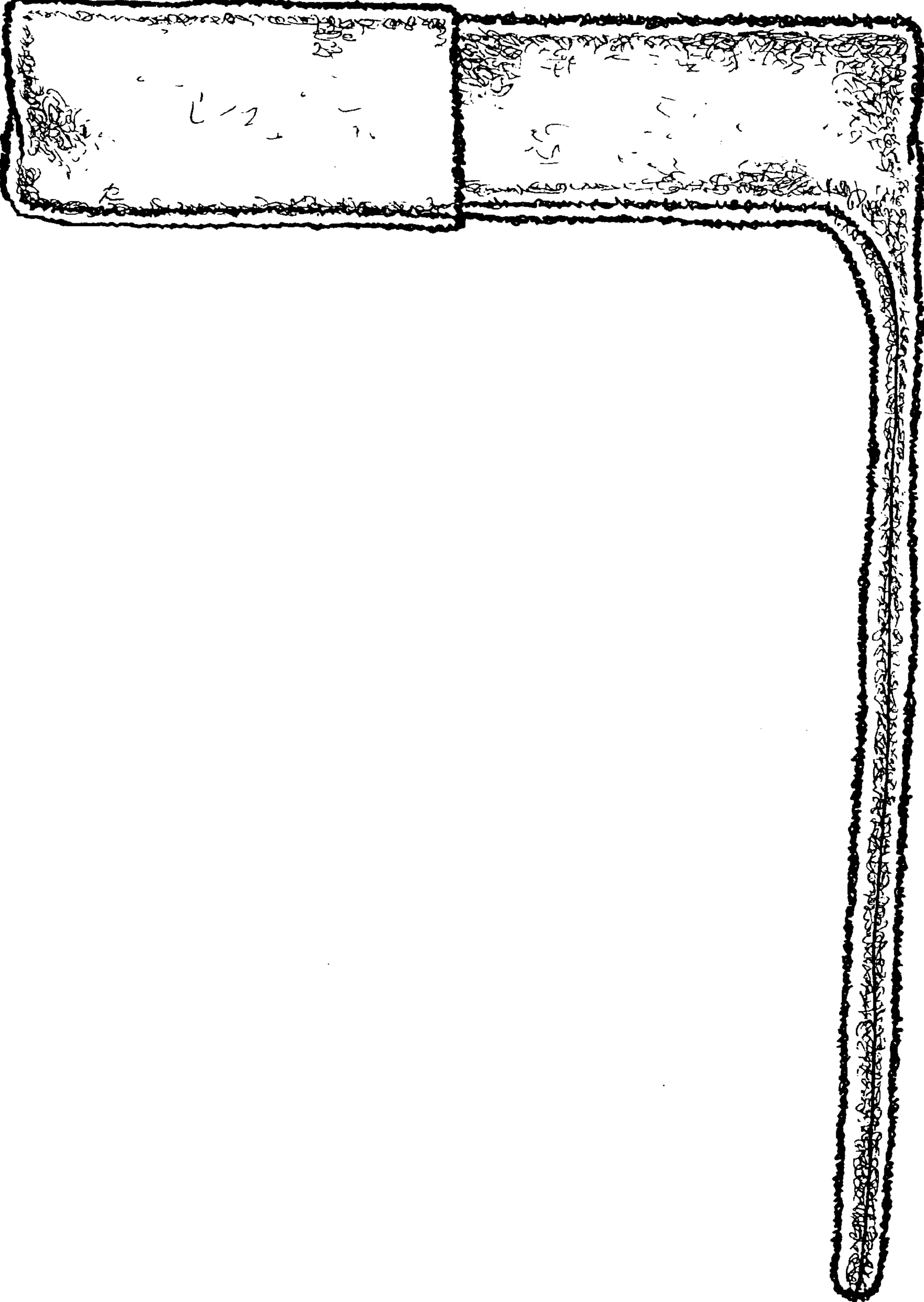


FIG - 4




FIG - 5

