



US00D513827S

(12) **United States Design Patent**  
**Ward**

(10) **Patent No.:** **US D513,827 S**

(45) **Date of Patent:** **\*\* Jan. 31, 2006**

(54) **GLOVE WITH TAPERED FINGERTIPS**

4,149,601 A \* 4/1979 Taylor ..... 2/161.6  
D349,179 S \* 8/1994 Grannen, III ..... D29/116.2

(76) Inventor: **Lindy Ward**, P.O. Box 4520, Paso Robles, CA (US) 93447

\* cited by examiner

(\*\*) Term: **14 Years**

*Primary Examiner*—Robert A. Delehanty  
(74) *Attorney, Agent, or Firm*—Philip Steiner, Esq.

(21) Appl. No.: **29/225,164**

(57) **CLAIM**

(22) Filed: **Mar. 11, 2005**

The ornamental design for a glove with tapered fingertips, as shown and described.

(51) **LOC (8) Cl.** ..... **02-06**

(52) **U.S. Cl.** ..... **D2/619**

(58) **Field of Classification Search** ..... D2/610,  
D2/617-620, 623; D29/113-114, 116.2, 117.1,  
D29/123; 2/16, 159, 161.1, 161.2, 161.5,  
2/163, 905, 907, 161.6

**DESCRIPTION**

See application file for complete search history.

FIG. 1 is a top view showing the design of the glove with tapered fingertips.

FIG. 2 is a side view showing the design of the glove with tapered fingertips; and,

FIG. 3 is a bottom view showing the design of the glove with tapered fingertips.

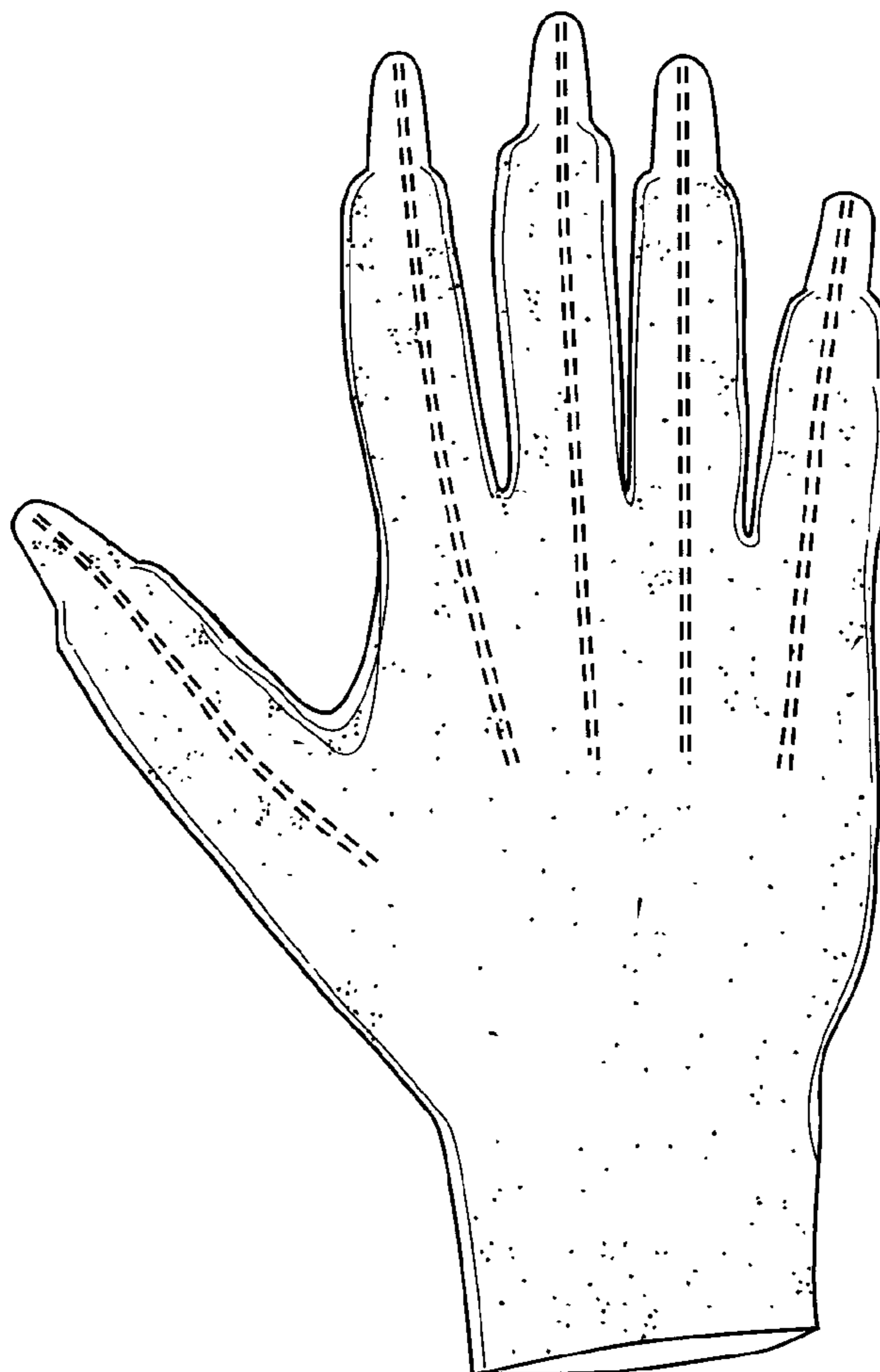
The broken lines shown on the glove are understood to represent stitching.

(56) **References Cited**

**U.S. PATENT DOCUMENTS**

2,056,555 A \* 10/1936 Auster et al. .... D2/619  
3,121,877 A \* 2/1964 Gintner ..... D29/117.1

**1 Claim, 2 Drawing Sheets**



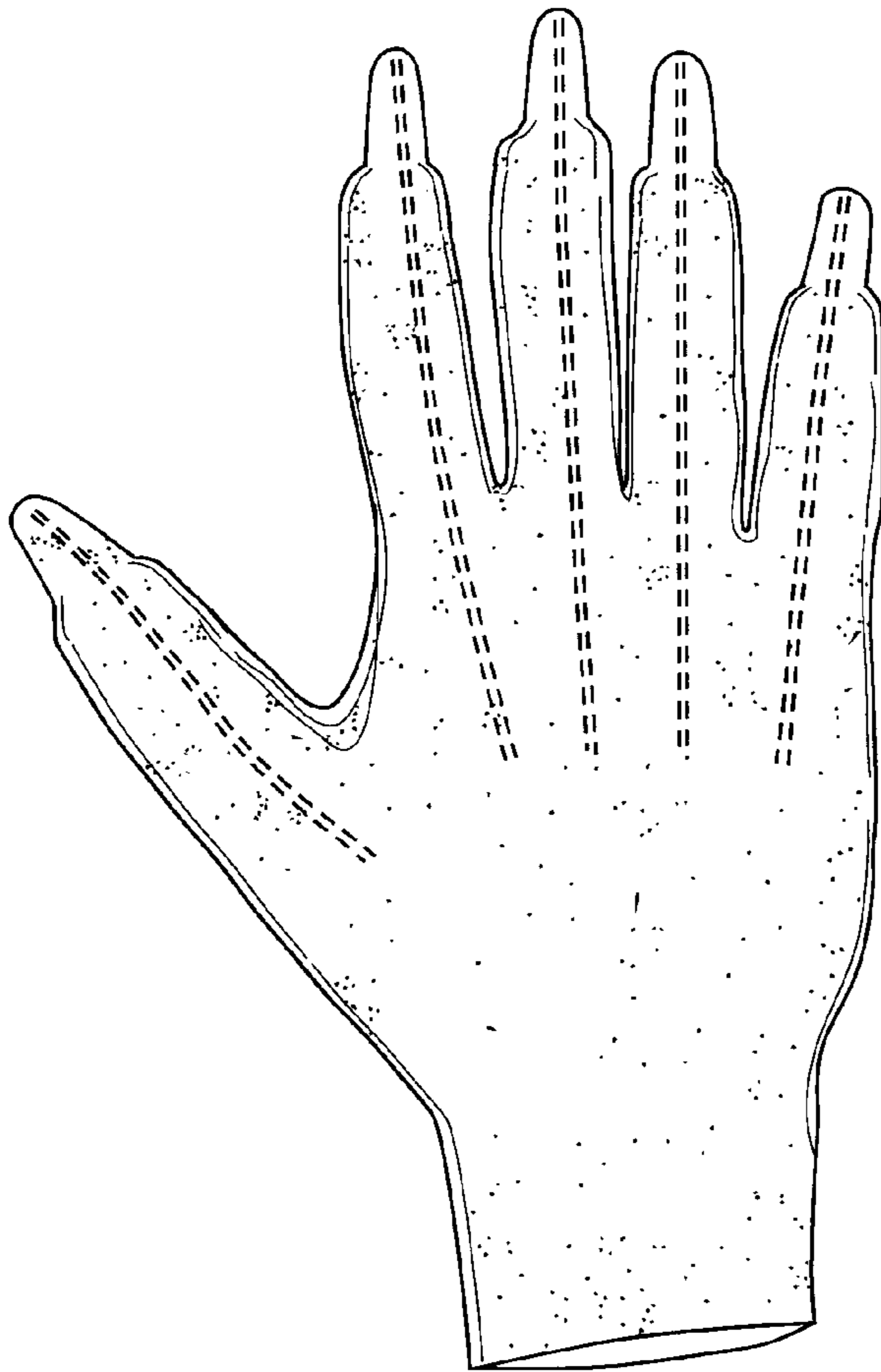


Fig. 1



Fig. 2

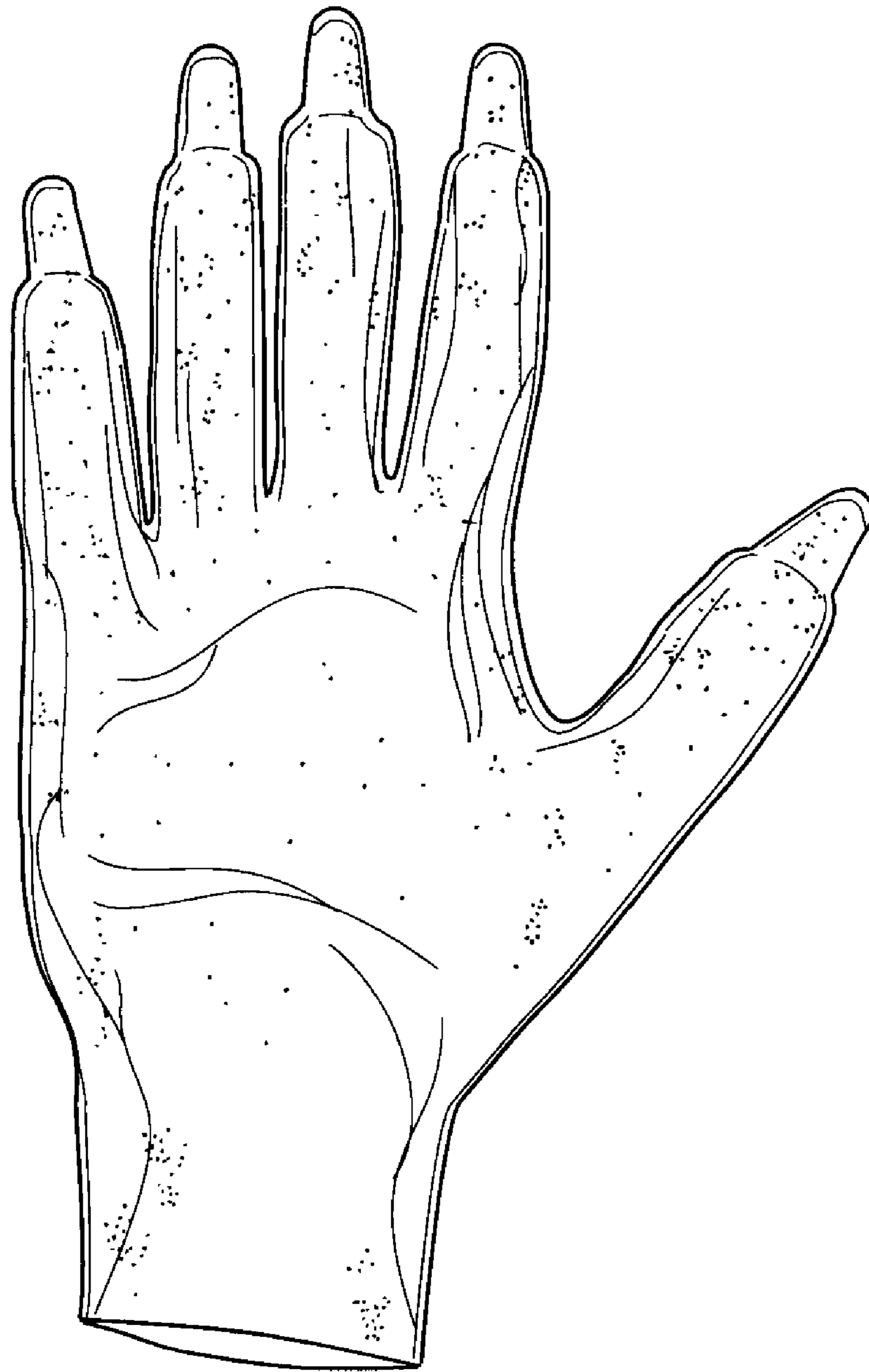


Fig. 3