

US00D513825S

(12) **United States Design Patent**
Boyd

(10) **Patent No.: US D513,825 S**
(45) **Date of Patent: ** *Jan. 31, 2006**

(54) **PRODUCT WITH SUSPENDED PIECES**

(75) Inventor: **Thomas J. Boyd**, Metuchen, NJ (US)

(73) Assignee: **Colgate-Palmolive Company**, New York, NY (US)

(*) Notice: This patent is subject to a terminal disclaimer.

(**) Term: **14 Years**

(21) Appl. No.: **29/195,236**

(22) Filed: **Dec. 9, 2003**

(51) **LOC (8) Cl.** **01-01**

(52) **U.S. Cl.** **D1/199; D1/106; D28/4**

(58) **Field of Classification Search** D9/715,
D9/719; D1/100-104, 106, 112, 120, 199,
D1/6, 7; D26/9-13, 16, 17, 4, 8.1, 263; 126/263;
215/273; 431/125, 126, 288-292, 49, 52
See application file for complete search history.

(56) **References Cited**

U.S. PATENT DOCUMENTS

3,254,512 A	*	6/1966	Prentice	431/288
3,585,982 A	*	6/1971	Hollinshead	126/263.1
3,944,661 A		3/1976	Colodney et al.	424/49
4,003,971 A		1/1977	Mannara	264/9
4,069,311 A		1/1978	Mannara	424/49
4,069,312 A		1/1978	Mannara	424/49
4,849,212 A		7/1989	Glandorf et al.	424/52
D420,463 S		2/2000	Mandadi et al.	D28/4
D423,694 S	*	4/2000	Ruffolo et al.	D26/7
D424,219 S	*	5/2000	Toscano et al.	D26/7
D424,717 S	*	5/2000	Padilla et al.	D26/7
D427,337 S	*	6/2000	Dearth	D26/6

6,139,820 A	*	10/2000	Fischer et al.	424/52
D451,795 S	*	12/2001	Ghatlia et al.	D9/710
D452,143 S	*	12/2001	Ghatlia et al.	D28/8.1
6,592,852 B1		7/2003	Ryles et al.	424/49
D479,123 S	*	9/2003	Ghatlia et al.	D28/8.1
D485,421 S	*	1/2004	Norton	D1/127
D485,963 S	*	2/2004	Norton	D1/127
D487,563 S	*	3/2004	Ghatlia et al.	D9/700
D494,316 S	*	8/2004	Boyd	D28/4
D494,708 S	*	8/2004	Boyd	D28/4
D494,709 S	*	8/2004	Boyd	D28/4
D497,685 S	*	10/2004	Boyd	D28/4
D497,686 S	*	10/2004	Boyd	D28/4

* cited by examiner

Primary Examiner—Stella Reid

Assistant Examiner—Shanda C. Hill

(74) *Attorney, Agent, or Firm*—Clifford W. Wilkins

(57) **CLAIM**

The ornamental design for a product with suspended pieces, as shown and described.

DESCRIPTION

The product with suspended pieces shows a product with suspended circular shaped pieces.

FIG. 1 is a perspective view of the product with suspended pieces of my design;

FIG. 2 is a front elevation view thereof.

FIG. 3 is a rear elevation view thereof.

FIG. 4 is a right side elevation view thereof.

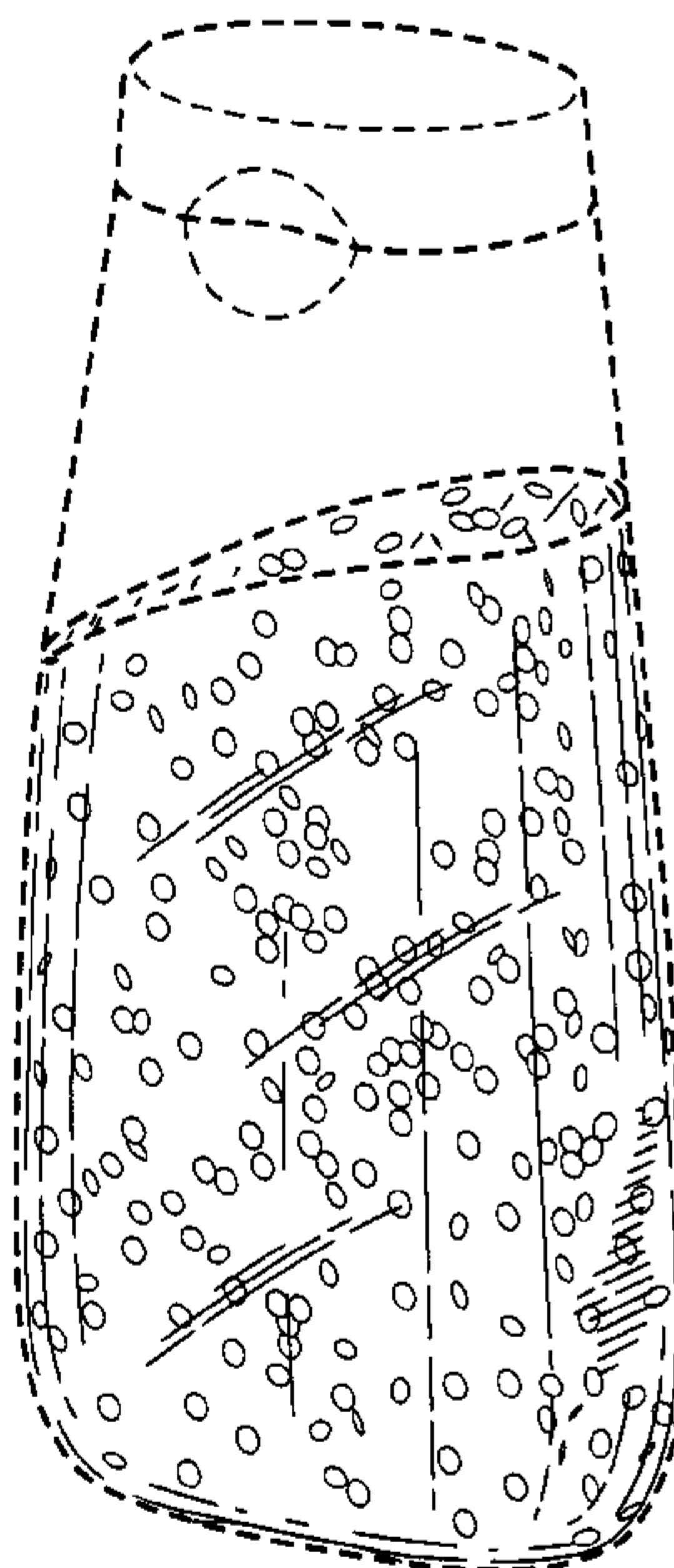
FIG. 5 is a left side elevation view thereof.

FIG. 6 is a top plan view thereof; and,

FIG. 7 is a bottom plan view thereof.

The broken line showing of a container is for illustrative purposes only and forms no part of the claimed design.

1 Claim, 6 Drawing Sheets



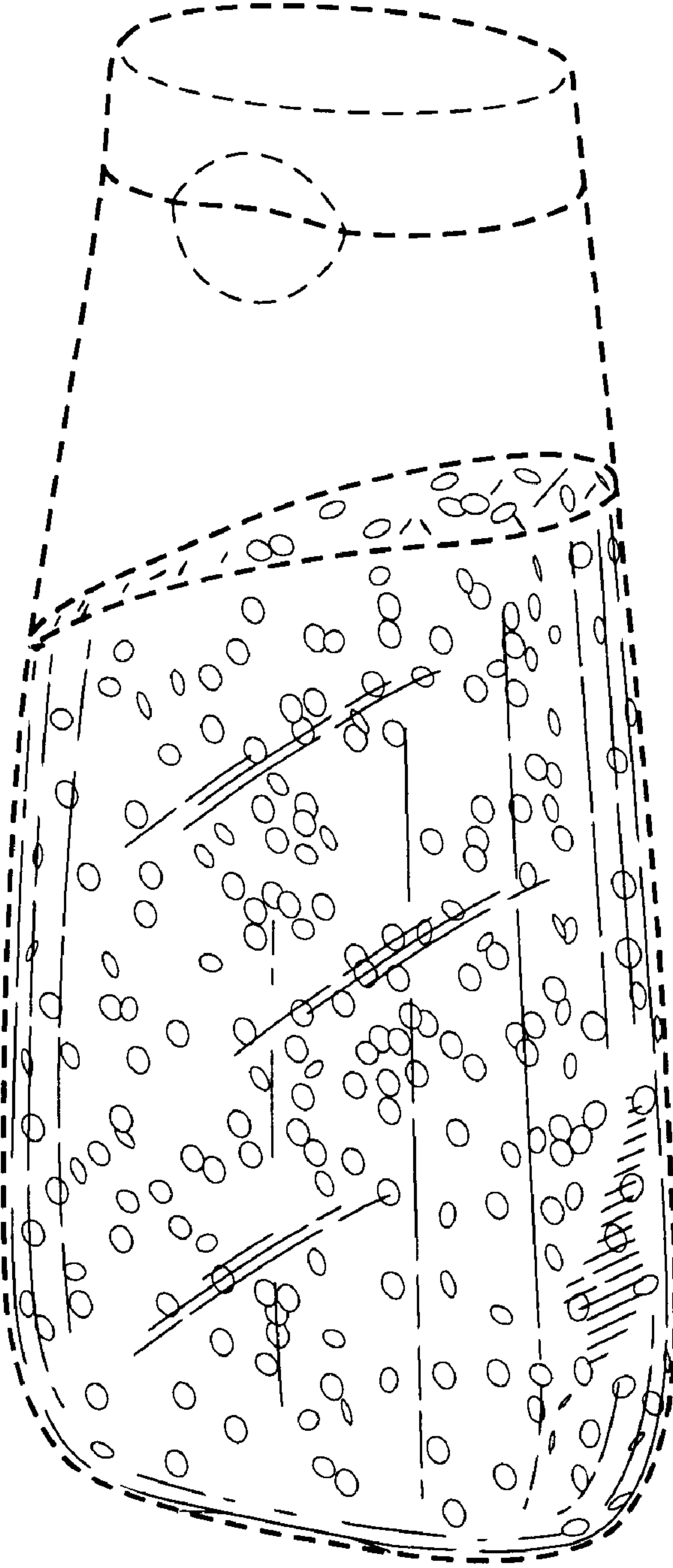


FIG. 1

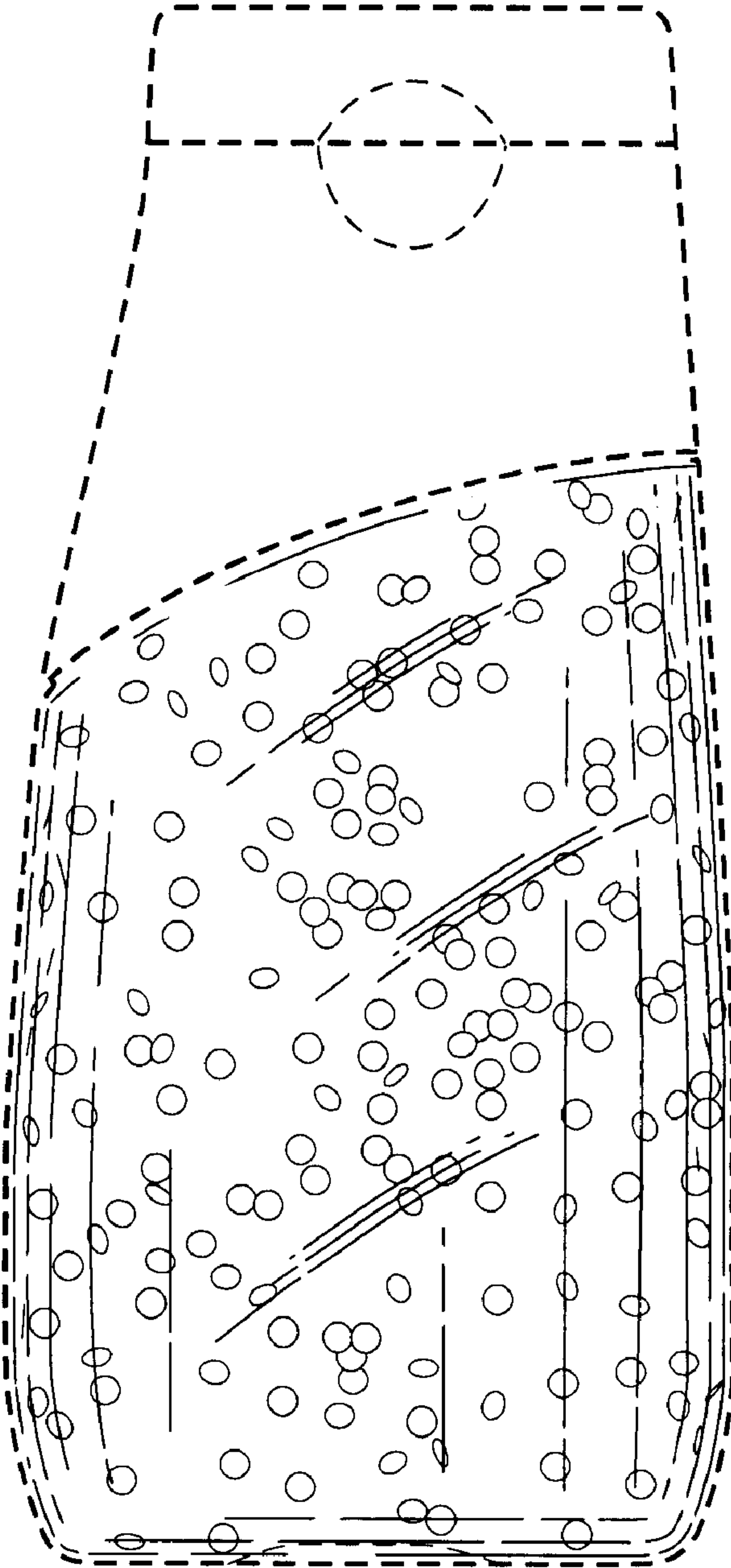


FIG. 2

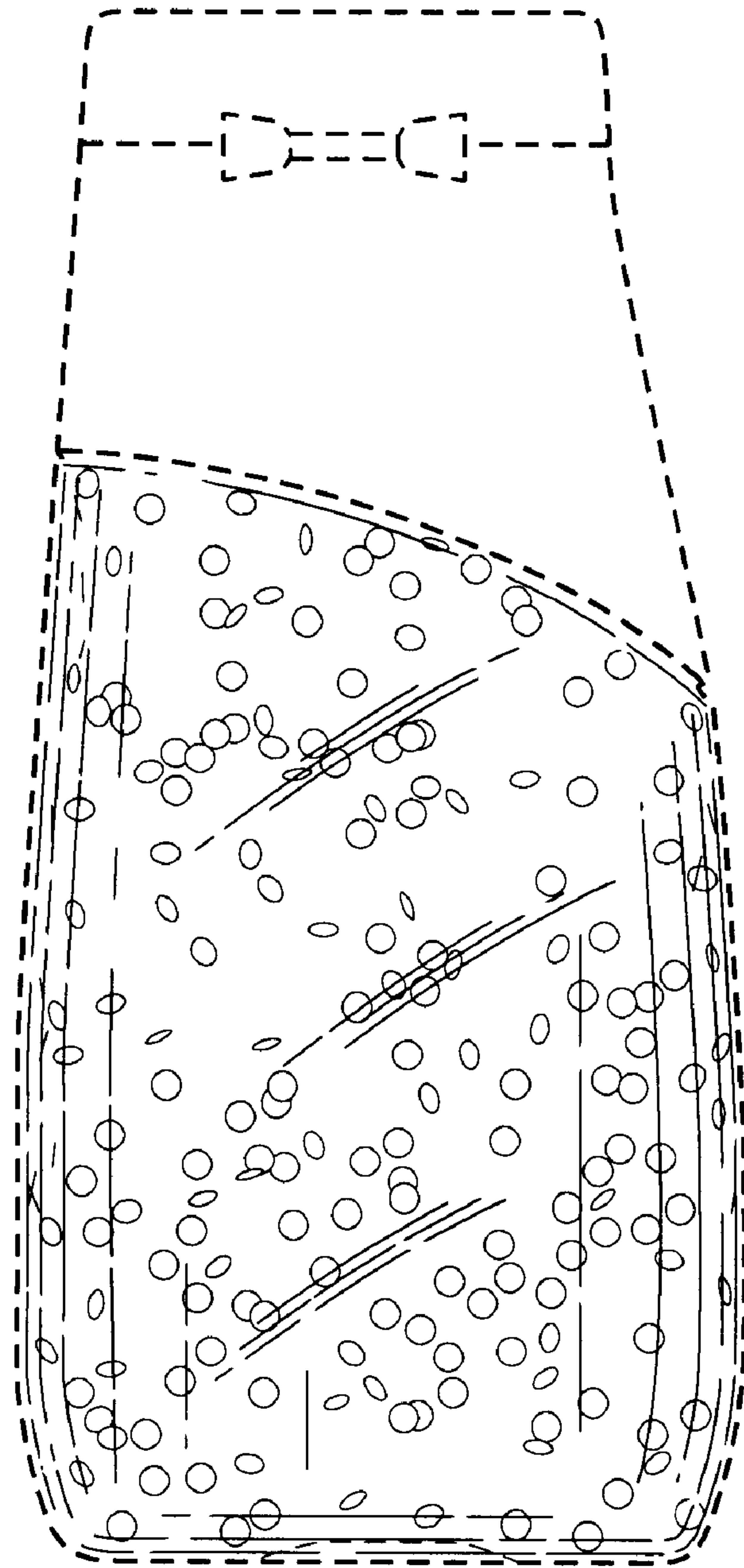


FIG. 3

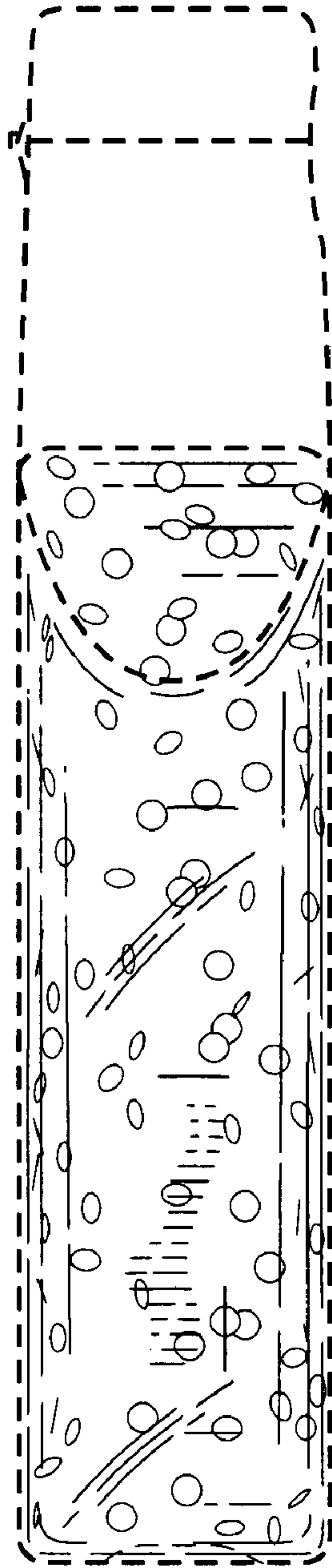


FIG. 4

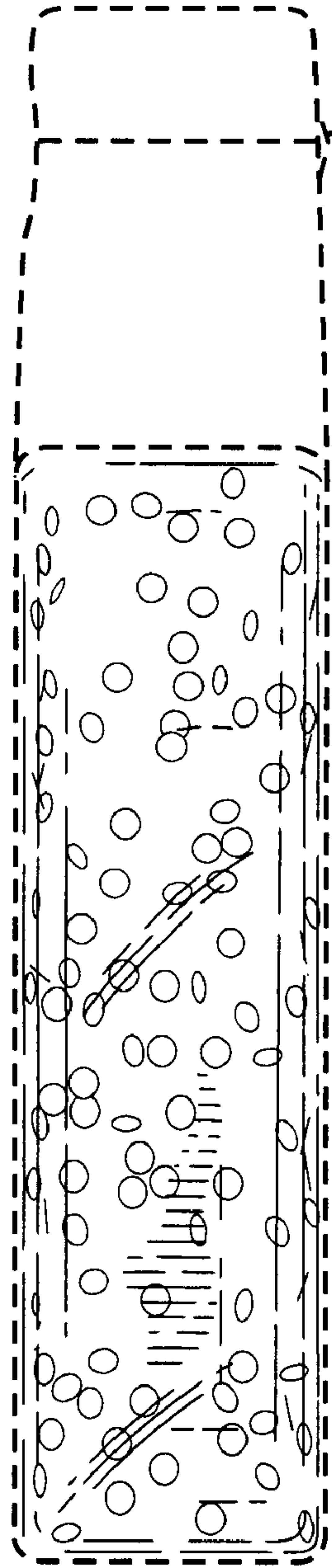


FIG. 5

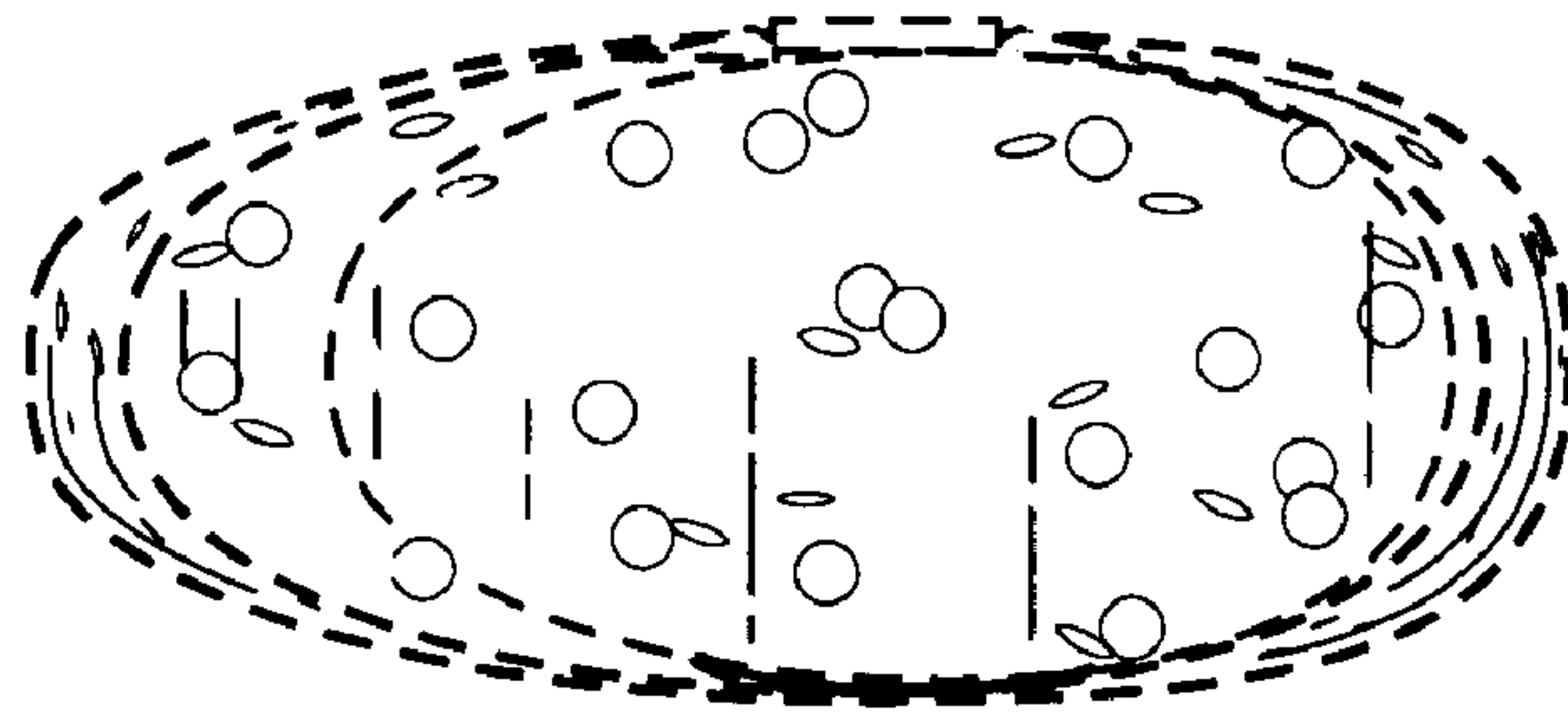


FIG. 6

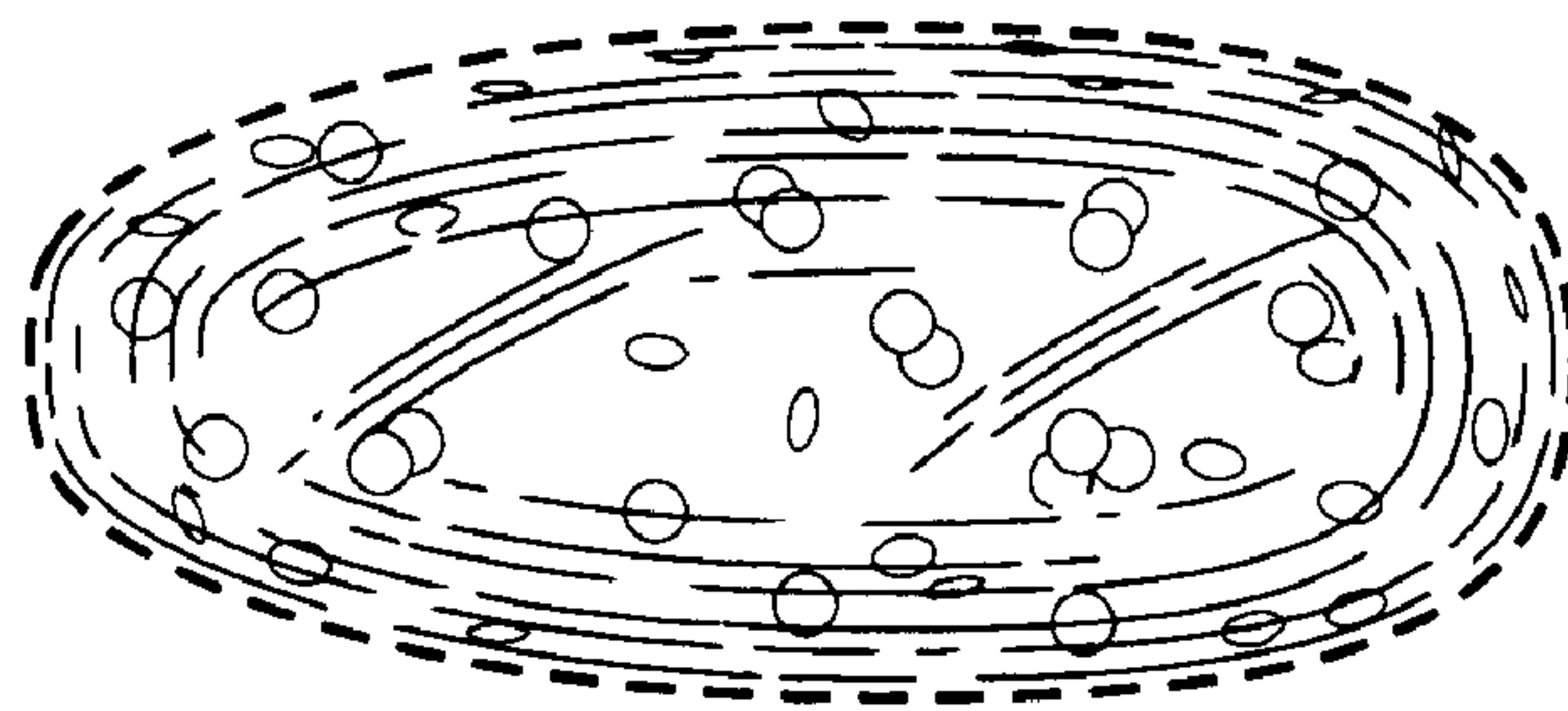


FIG. 7