



US00D513818S

(12) **United States Design Patent**
Verbeek

(10) **Patent No.:** **US D513,818 S**
(45) **Date of Patent:** **** Jan. 24, 2006**

(54) **TREADLE**
(75) **Inventor:** **Antonius J. Verbeek**, Valkenswaard (NL)
(73) **Assignee:** **Brabantia Nederland B.V.**, Waaire (NL)
(**) **Term:** **14 Years**

(21) **Appl. No.:** **29/200,913**
(22) **Filed:** **Mar. 4, 2004**

(51) **LOC (8) Cl.** **09-09**
(52) **U.S. Cl.** **D34/10**
(58) **Field of Classification Search** D34/9,
D34/10, 11; 220/262, 263, 260, 908, 495.04;
D8/499; 74/560, 512, 561; 200/86.5
See application file for complete search history.

(56) **References Cited**
U.S. PATENT DOCUMENTS

D401,028 S * 11/1998 Ahern et al. D34/9
D418,958 S * 1/2000 Wood et al. D34/9
D435,951 S * 1/2001 Yang et al. D34/9

D467,697 S * 12/2002 Spadafora D34/10
D468,508 S * 1/2003 Yang D34/10
D481,508 S * 10/2003 Wang D34/9
D485,407 S * 1/2004 Walsh et al. D34/10
D493,931 S * 8/2004 Lin D34/9
D494,724 S * 8/2004 Lin D34/9

* cited by examiner

Primary Examiner—Cynthia E. Ramirez
(74) *Attorney, Agent, or Firm*—Abelman, Frayne & Schwab

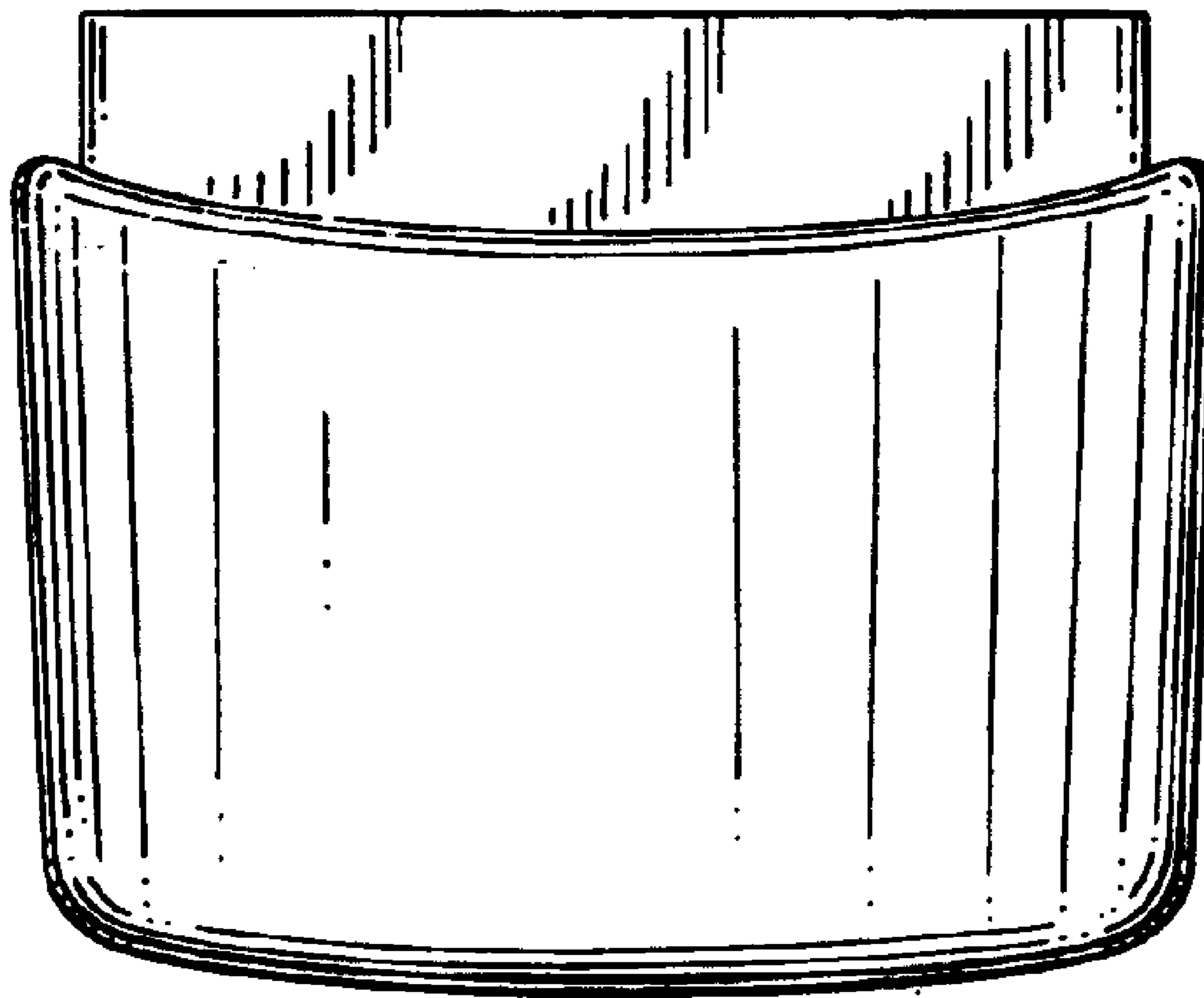
(57) **CLAIM**

The ornamental design for a treadle, as shown and described.

DESCRIPTION

FIG. 1 is a top plan view of a treadle showing my new design;
FIG. 2 is a front elevational view thereof;
FIG. 3 is a top front right side perspective view thereof; and,
FIG. 4 is a right side elevational view thereof, with the left side elevational view being a mirror image thereof.

1 Claim, 1 Drawing Sheet



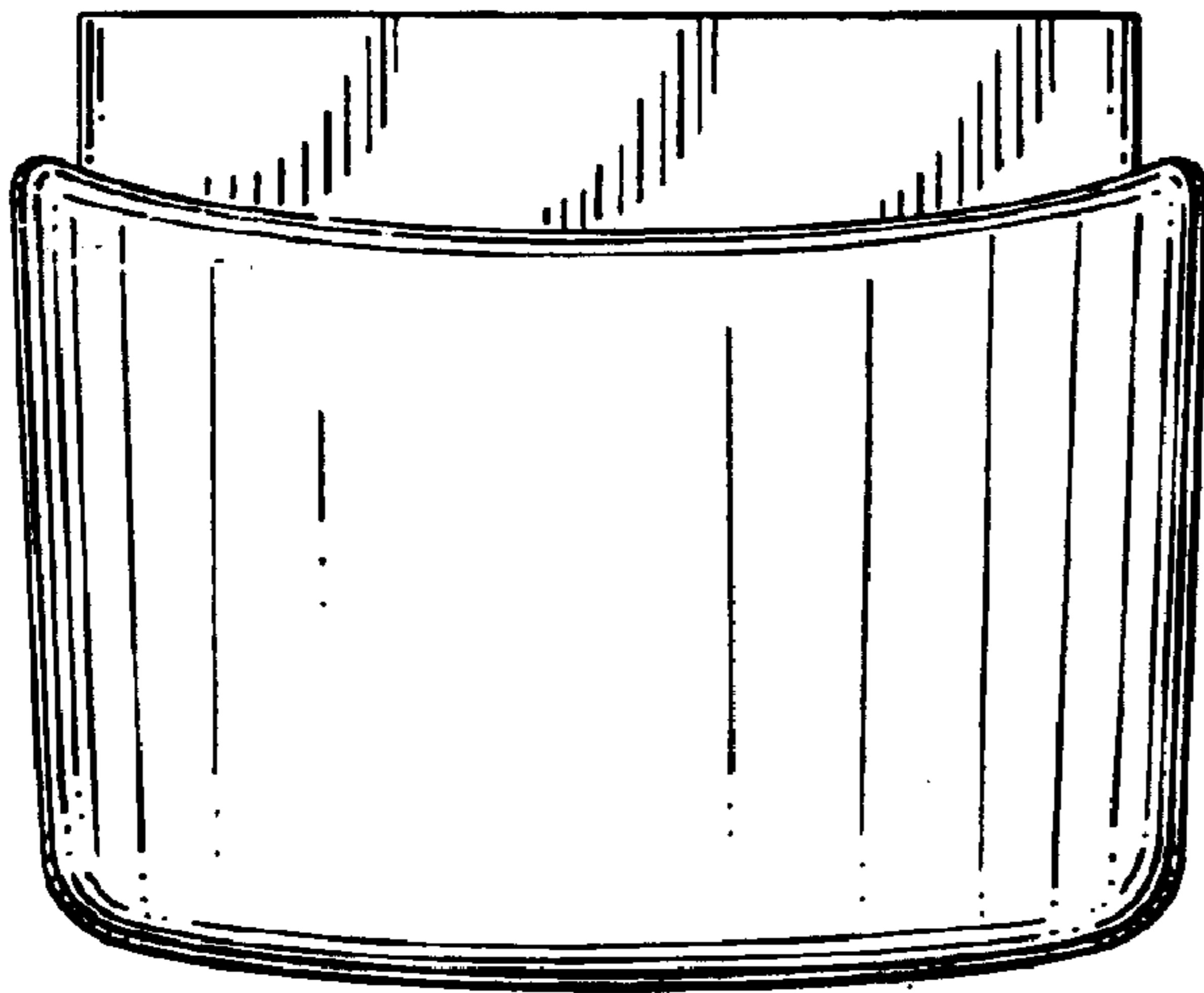


FIG. 1




FIG. 2




FIG. 3

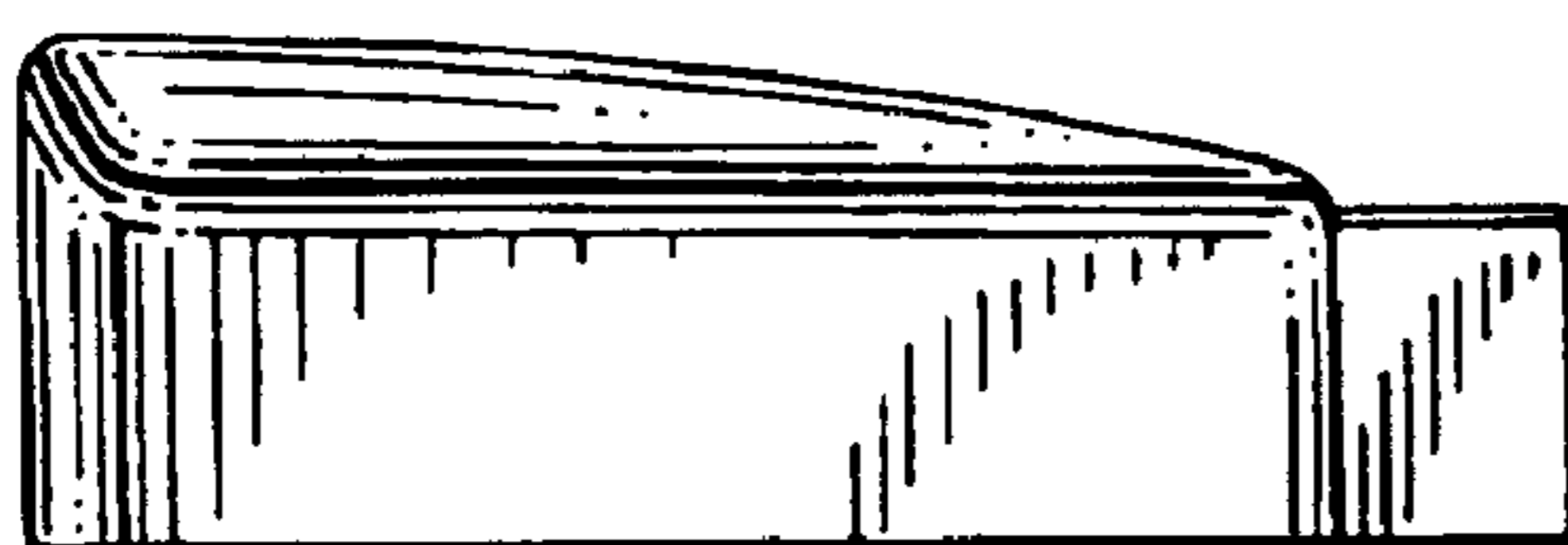


FIG. 4