

US00D513808S

(12) **United States Design Patent** (10) **Patent No.:** **US D513,808 S**
Zwaan (45) **Date of Patent:** **** Jan. 24, 2006**

(54) **FACADE FOR A BUILDING ELEMENT**

(75) Inventor: **Paul Francis Zwaan**, Auckland (NZ)

(73) Assignee: **Stone International Limited**, Port Vila (VU)

(**) Term: **14 Years**

(21) Appl. No.: **29/191,288**

(22) Filed: **Oct. 3, 2003**

(30) **Foreign Application Priority Data**

Apr. 4, 2003 (NZ) 403441
Apr. 4, 2003 (NZ) 403442
Apr. 4, 2003 (NZ) 403443

(51) **LOC (8) Cl.** **25-01**

(52) **U.S. Cl.** **D25/138**

(58) **Field of Classification Search** D25/138;
52/314, 390, 434
See application file for complete search history.

(56) **References Cited**

U.S. PATENT DOCUMENTS

D416,633 S * 11/1999 Horton D25/138
D419,697 S * 1/2000 Kroesbergen D25/138

* cited by examiner

Primary Examiner—Doris Clark

(74) *Attorney, Agent, or Firm*—Henricks, Slavin & Holmes LLP

(57) **CLAIM**

The ornamental design for a facade for a building element, as shown and described.

DESCRIPTION

FIG. 1 is a plan view of a first embodiment of a facade for a building element.

FIG. 2 is a base view of the facade for a building element of FIG. 1.

FIG. 3 is a perspective view of the facade for a building element of FIG. 1, with the phantom lines representing a bottom elevation profile that does not form a part of the claimed design.

FIG. 4 is an edge view of the facade for a building element of FIG. 1 taken from the bottom as viewed in FIG. 1.

FIG. 5 is an edge view of the facade for a building element of FIG. 1 taken from the right side as viewed in FIG. 1.

FIG. 6 is an edge view of the facade for a building element of FIG. 1 taken from the top as viewed in FIG. 1.

FIG. 7 is an edge view of the facade for a building element of FIG. 1 taken from the left side as viewed in FIG. 1; and,

FIG. 8 is a plan view of a second embodiment of a facade for a building element.

1 Claim, 4 Drawing Sheets

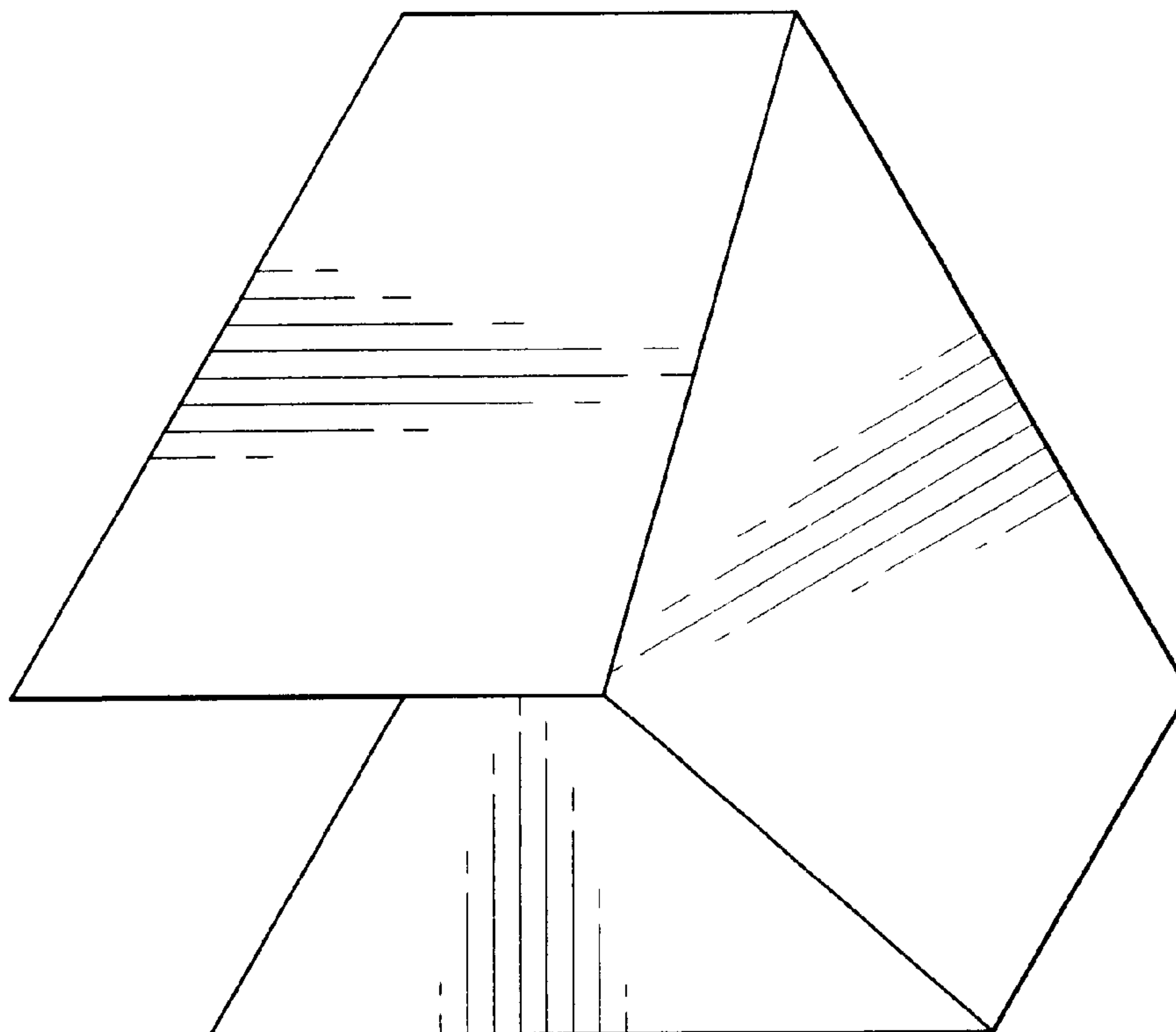


FIG. 1

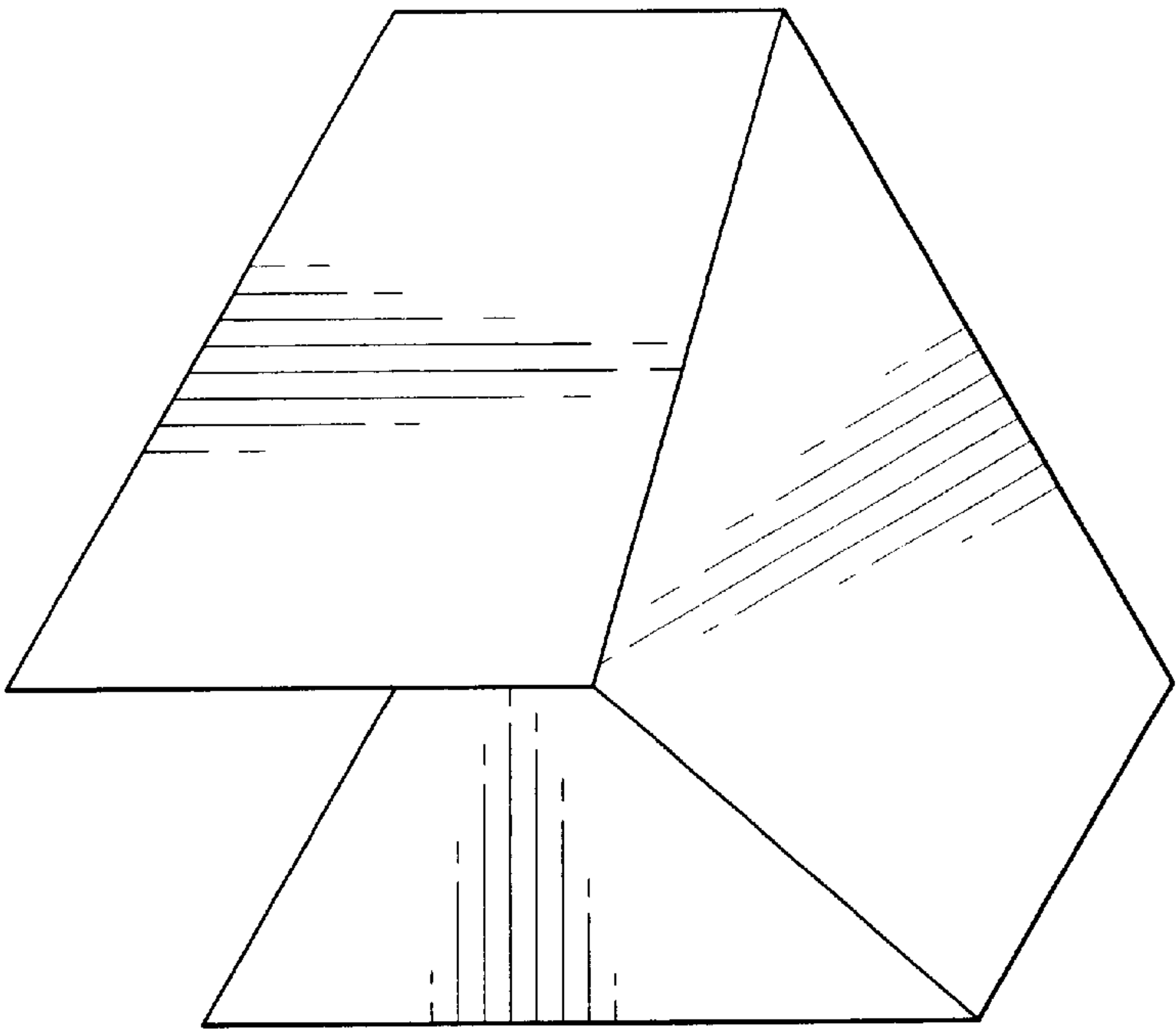


FIG. 2

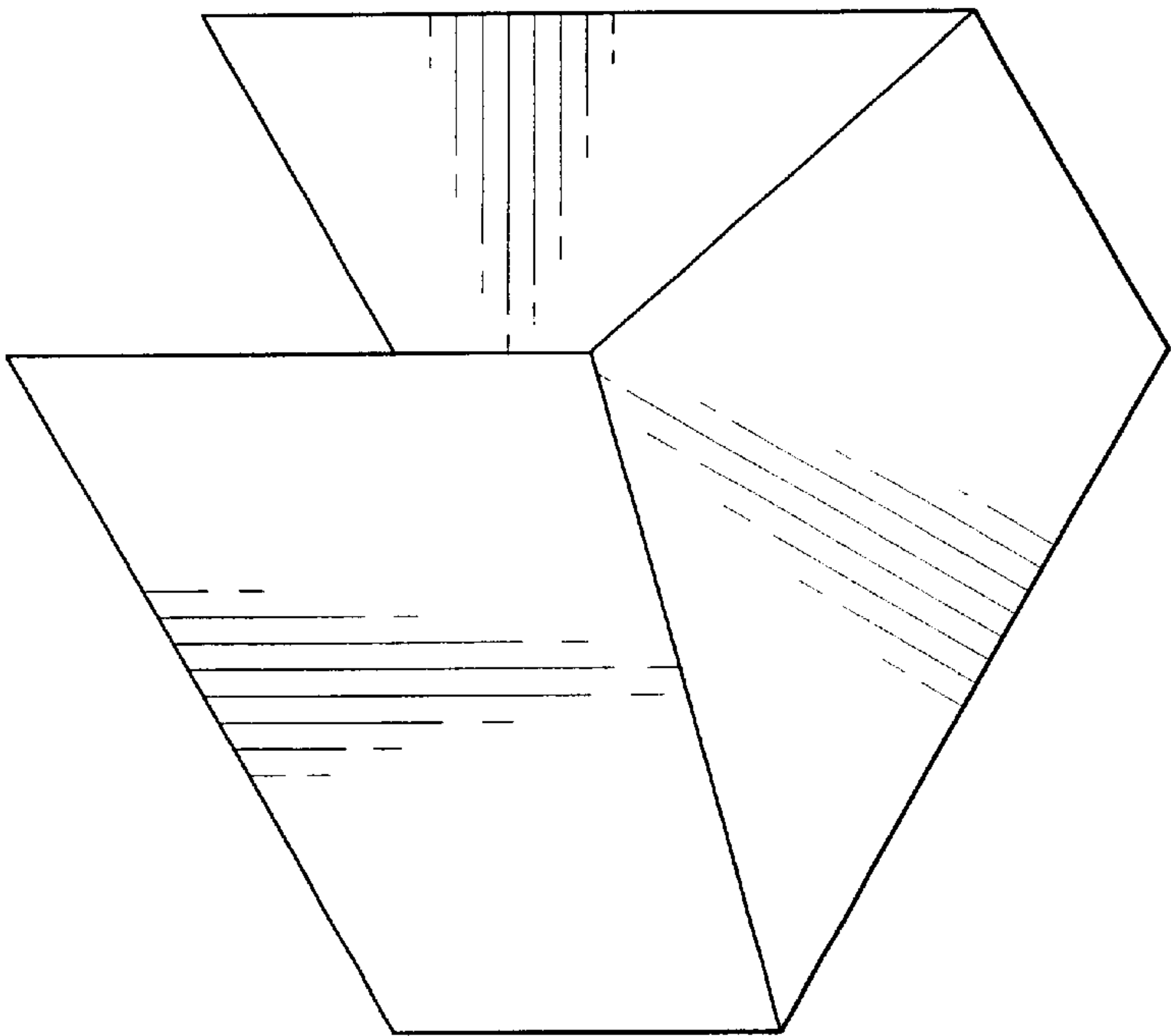


FIG. 3

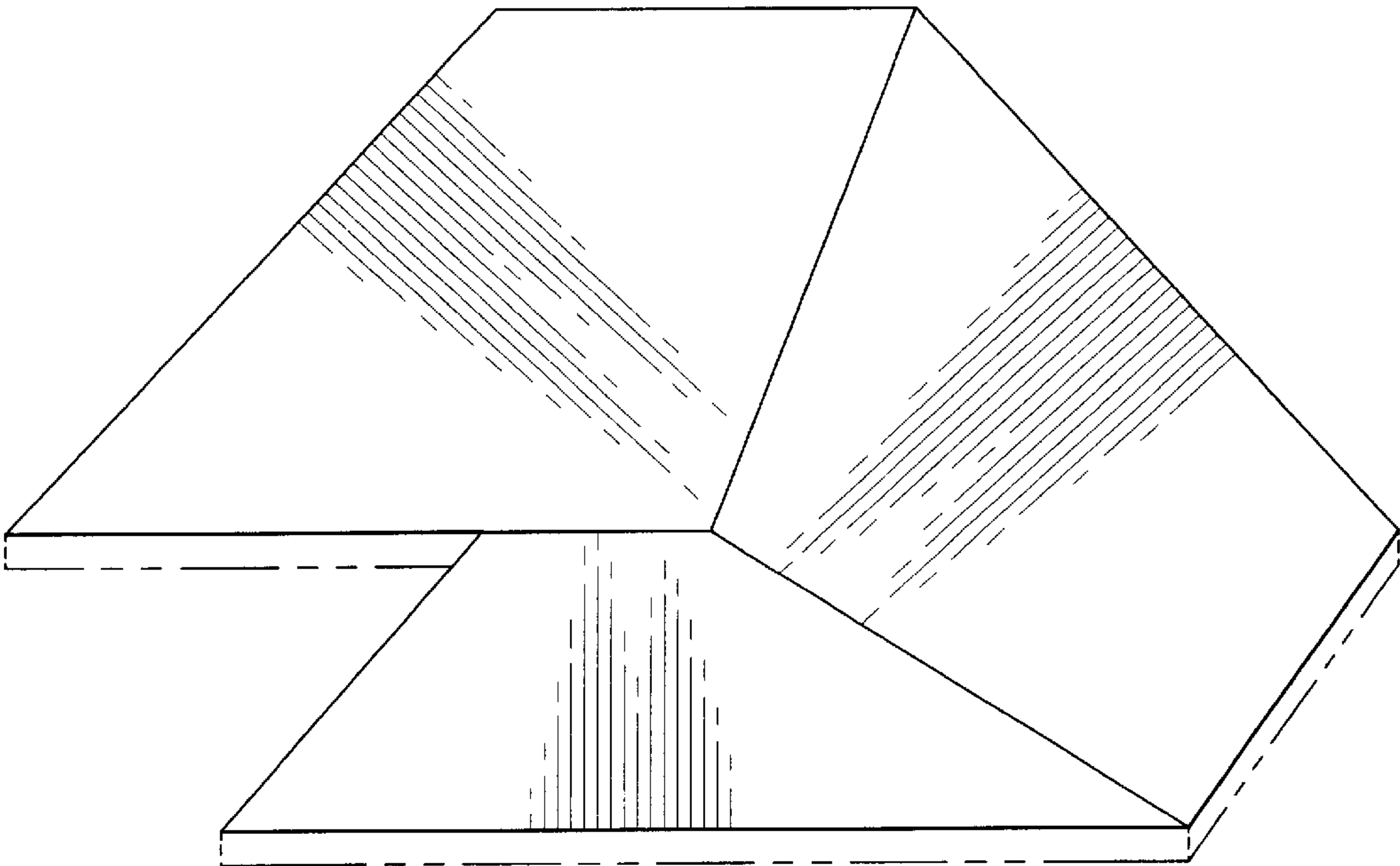


FIG. 4



FIG. 5



FIG. 6



FIG. 7



FIG. 8

