



US00D513806S

(12) **United States Design Patent**
Mitrevis

(10) **Patent No.:** **US D513,806 S**
(45) **Date of Patent:** **** Jan. 24, 2006**

(54) **GLAZING MULLION**

5,758,467 A * 6/1998 Snear et al. 52/592.1
6,295,778 B1 * 10/2001 Burt 52/592.6

(76) Inventor: **Al Mitrevis**, 243 E. Scott Ave.,
Gilbert, AZ (US) 85234

* cited by examiner

(**) Term: **14 Years**

Primary Examiner—Doris Clark
(74) *Attorney, Agent, or Firm*—Leydig, Voit & Mayer, Ltd.

(21) Appl. No.: **29/214,665**

(57) **CLAIM**

(22) Filed: **Oct. 6, 2004**

The ornamental design for a glazing mullion, substantially as shown and described.

Related U.S. Application Data

DESCRIPTION

(62) Division of application No. 29/204,074, filed on Apr. 23, 2004, now Pat. No. Des. 501,937, which is a division of application No. 09/468,501, filed on Dec. 21, 1999, now abandoned.

FIG. 1 is a front, top and right side perspective view of a partial length of a glazing mullion center assembly showing my new design. The dotted portions are for reference only and do not form a part of my design;

(51) **LOC (8) Cl.** **25-01**

(52) **U.S. Cl.** **D25/124**

FIG. 2 is a top plan view thereof;

(58) **Field of Classification Search** D25/138;
52/574, 576, 578, 580, 588.1

FIG. 3 is a partial rear view thereof;

See application file for complete search history.

FIG. 4 is a partial left side view thereof;

(56) **References Cited**

FIG. 5 is a partial front view thereof; and,

U.S. PATENT DOCUMENTS

FIG. 6 is a partial right side view thereof.

D332,148 S * 12/1992 Tal et al. D25/138

1 Claim, 1 Drawing Sheet

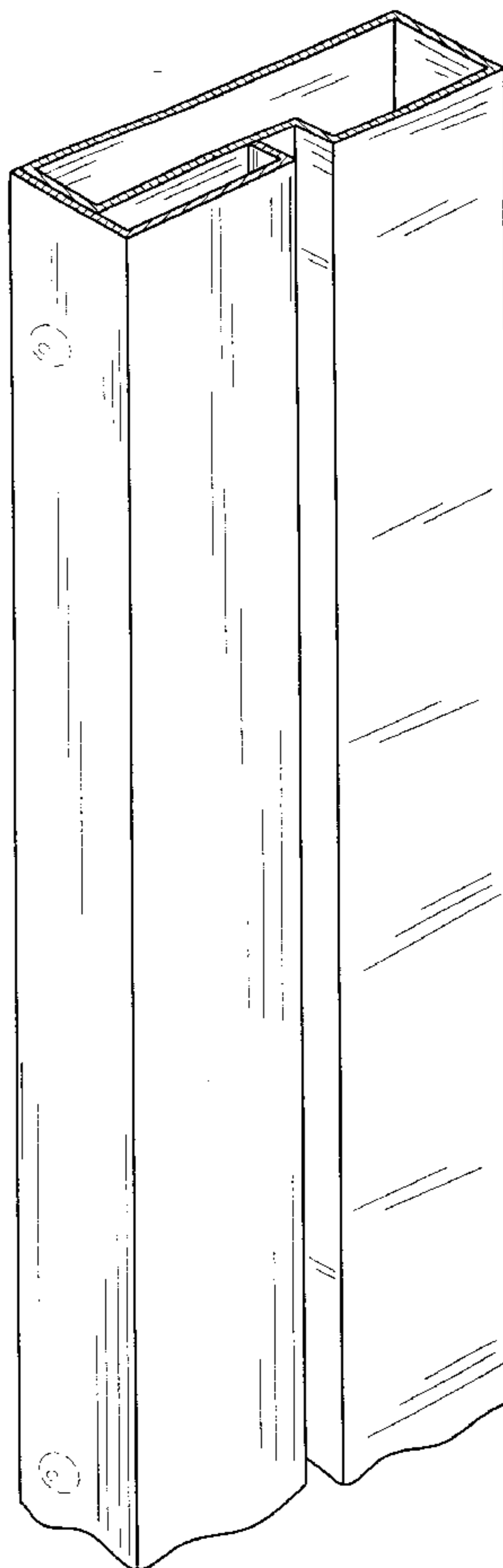


FIG. 1

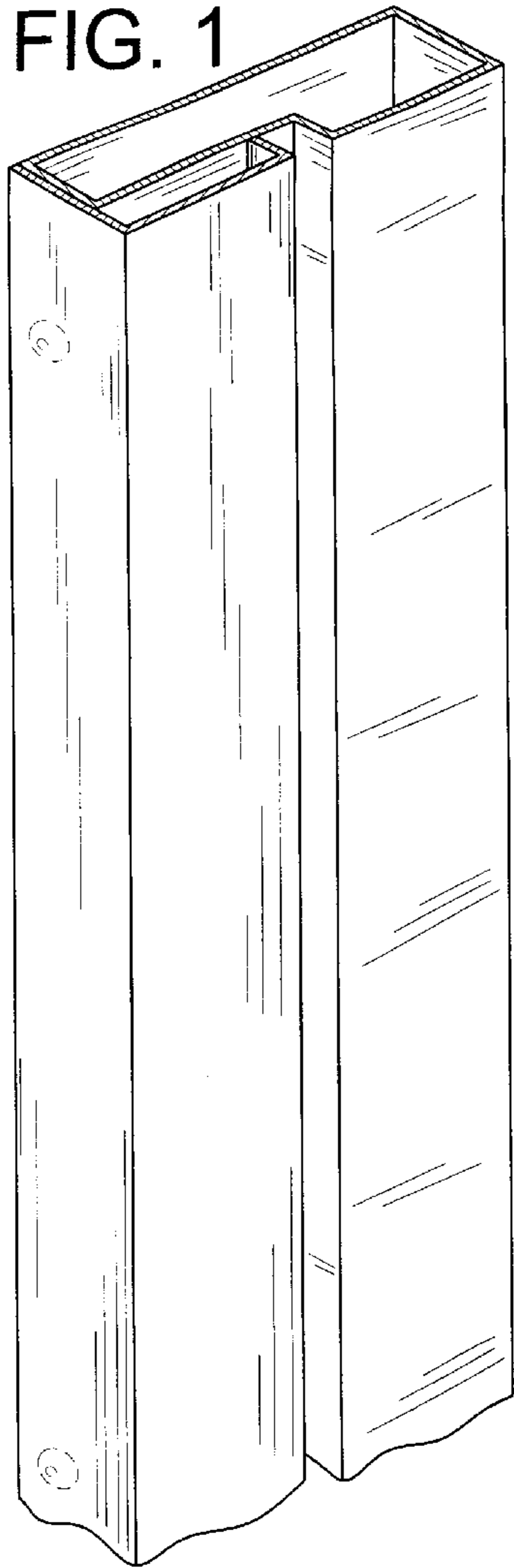


FIG. 3



FIG. 2




FIG. 4




FIG. 5




FIG. 6

