



US00D513799S

(12) **United States Design Patent**  
**Li et al.**

(10) **Patent No.:** **US D513,799 S**  
(45) **Date of Patent:** **\*\* Jan. 24, 2006**

(54) **FAN HOUSING**

D480,468 S \* 10/2003 Hoshina et al. .... D23/411  
D485,895 S \* 1/2004 Melwani ..... D23/370

(75) Inventors: **Nien-Lun Li**, Hsin Chuang (TW);  
**Yun-Yeu Yeh**, Hsin-Chuang (TW)

\* cited by examiner

(73) Assignee: **Datech Technology Co., Ltd.**, Taipei  
Hsien (TW)

*Primary Examiner*—Lisa Lichtenstein  
(74) *Attorney, Agent, or Firm*—Troxell Law Office, PLLC

(\*\*) Term: **14 Years**

(57) **CLAIM**

The ornamental design for a fan housing, as shown.

(21) Appl. No.: **29/202,217**

(22) Filed: **Mar. 29, 2004**

**DESCRIPTION**

(51) **LOC (8) Cl.** ..... **23-04**

(52) **U.S. Cl.** ..... **D23/411**

(58) **Field of Classification Search** ..... D23/370,  
D23/379, 411; 361/695, 697; 165/122, 80.3;  
416/247 R, 246

FIG. 1 is a perspective view of a fan housing, in accordance with the present invention;  
FIG. 2 is a front elevational view thereof;  
FIG. 3 is a rear elevational view thereof;  
FIG. 4 is a left side elevational view thereof;  
FIG. 5 is a right side elevational view thereof;  
FIG. 6 is a top plan view thereof; and,  
FIG. 7 is a bottom plane view thereof.

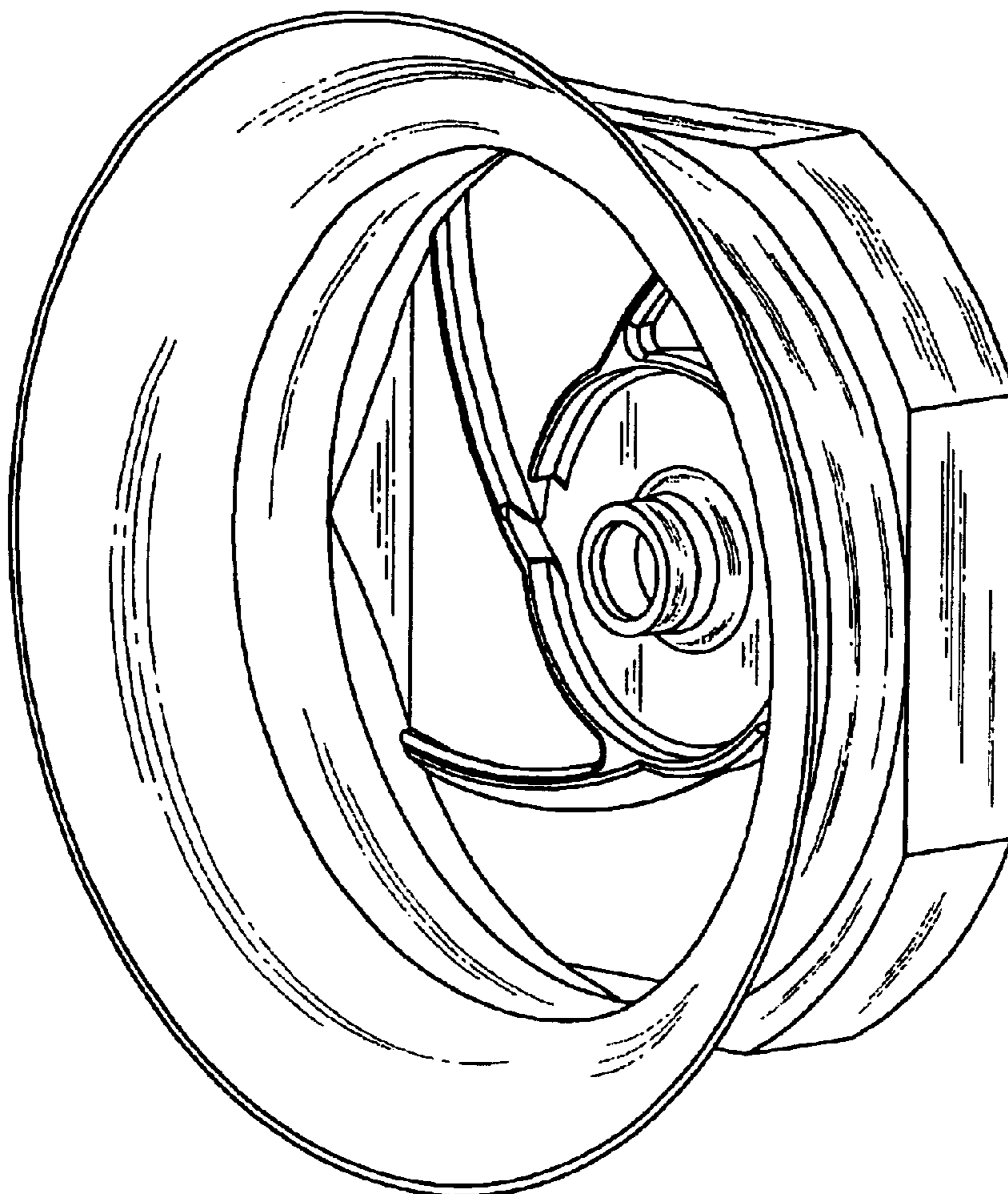
See application file for complete search history.

(56) **References Cited**

**U.S. PATENT DOCUMENTS**

6,288,898 B1 \* 9/2001 Johnson et al. .... 361/687

**1 Claim, 7 Drawing Sheets**



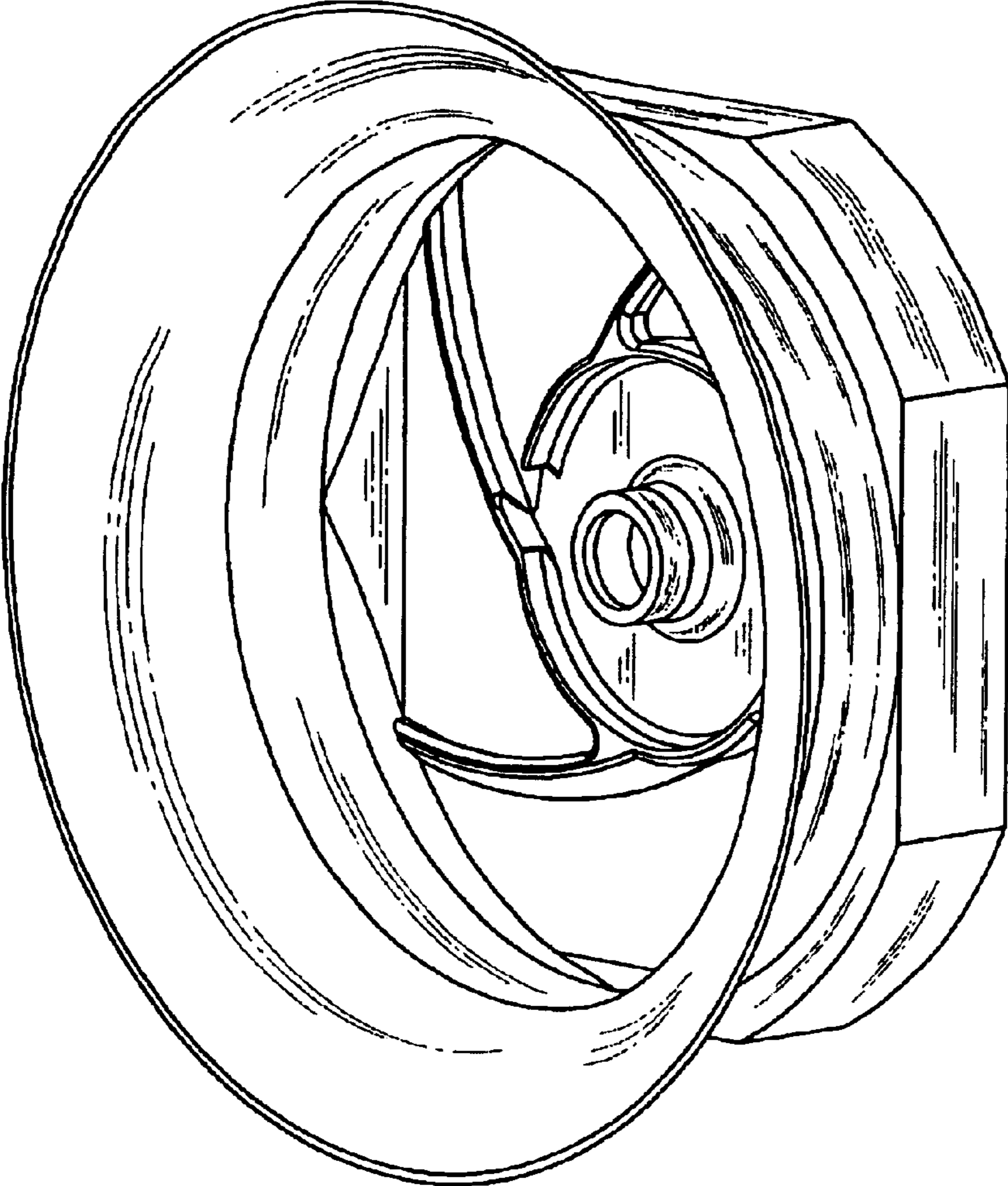


FIG. 1




FIG. 2




FIG. 3



FIG. 4






FIG. 5




FIG. 6




FIG. 7