

US00D513784S

(12) **United States Design Patent**  
**Tsang**

(10) **Patent No.:** **US D513,784 S**

(45) **Date of Patent:** **\*\* Jan. 24, 2006**

(54) **SHOWER DISK**

(75) **Inventor:** **Chi Sing Tsang, Tsuen Wan (HK)**

(73) **Assignee:** **Jing Mei Industrial Holdings Limited, Rarotonga (CK)**

(\*\*) **Term:** **14 Years**

(21) **Appl. No.:** **29/212,740**

(22) **Filed:** **Sep. 8, 2004**

(51) **LOC (8) Cl.** ..... **23-01**

(52) **U.S. Cl.** ..... **D23/223**

(58) **Field of Classification Search** ..... D23/213,  
D23/223, 229, 230; 239/282, 283  
See application file for complete search history.

(56) **References Cited**

**U.S. PATENT DOCUMENTS**

D313,267 S	*	12/1990	Lenci et al.	.....	D23/213
D326,311 S	*	5/1992	Lenci et al.	.....	D23/223
D452,897 S	*	1/2002	Gillette et al.	.....	D23/223
D471,953 S	*	3/2003	Colligan et al.	.....	D23/213

D485,887 S	*	1/2004	Luetngen et al.	.....	D23/223
D492,004 S	*	6/2004	Haug et al.	.....	D23/213
D497,974 S	*	11/2004	Haug et al.	.....	D23/223
D498,514 S	*	11/2004	Haug et al.	.....	D23/223

\* cited by examiner

*Primary Examiner*—Robin V. Taylor

(74) *Attorney, Agent, or Firm*—Michael Best & Friedrich LLP


(57) **CLAIM**

The ornamental design for a shower disk, as shown and described.

**DESCRIPTION**

FIG. 1 is a top perspective view of the shower disk;  
FIG. 2 is a bottom perspective view of the shower disk;  
FIG. 3 is a front elevation view of the shower disk;  
FIG. 4 is a back elevation view of the shower disk;  
FIG. 5 is a side elevation view of the shower disk, the side opposite being a mirror image;  
FIG. 6 is a top plan view of the shower disk; and,  
FIG. 7 is a bottom plan view of the shower disk.

**1 Claim, 3 Drawing Sheets**






FIG. 1

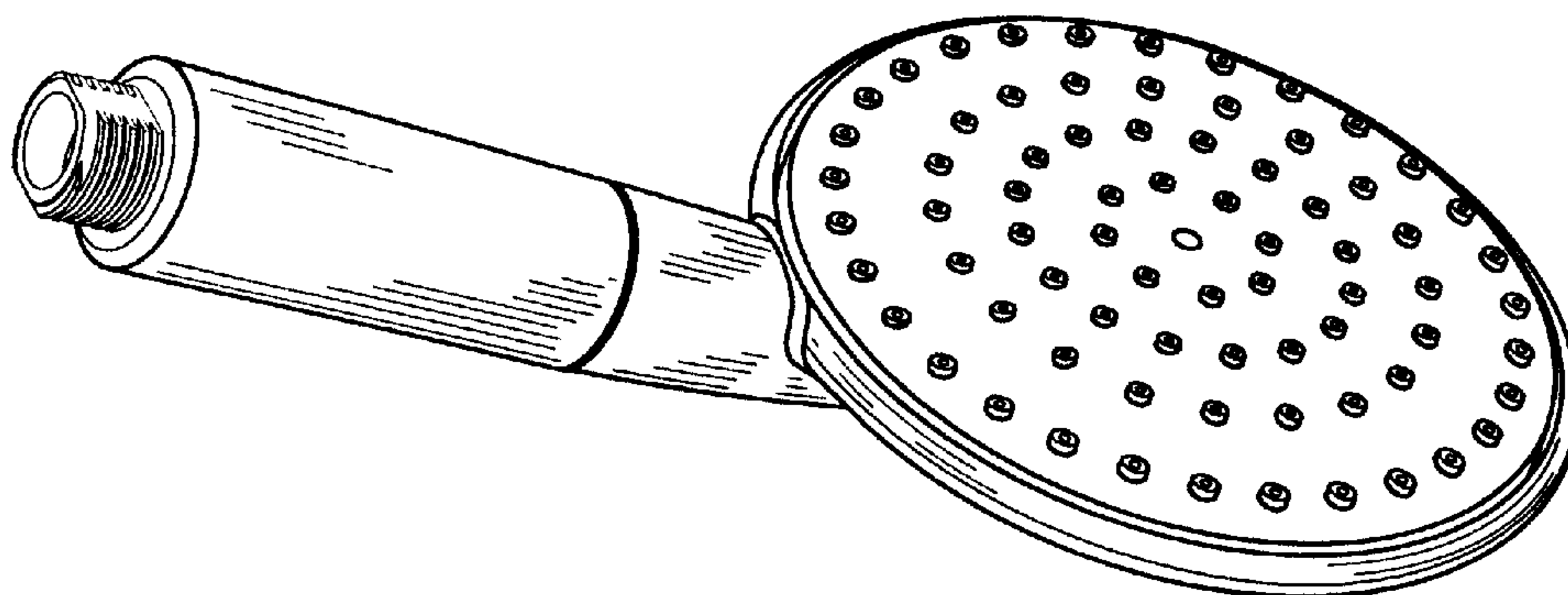


FIG. 2

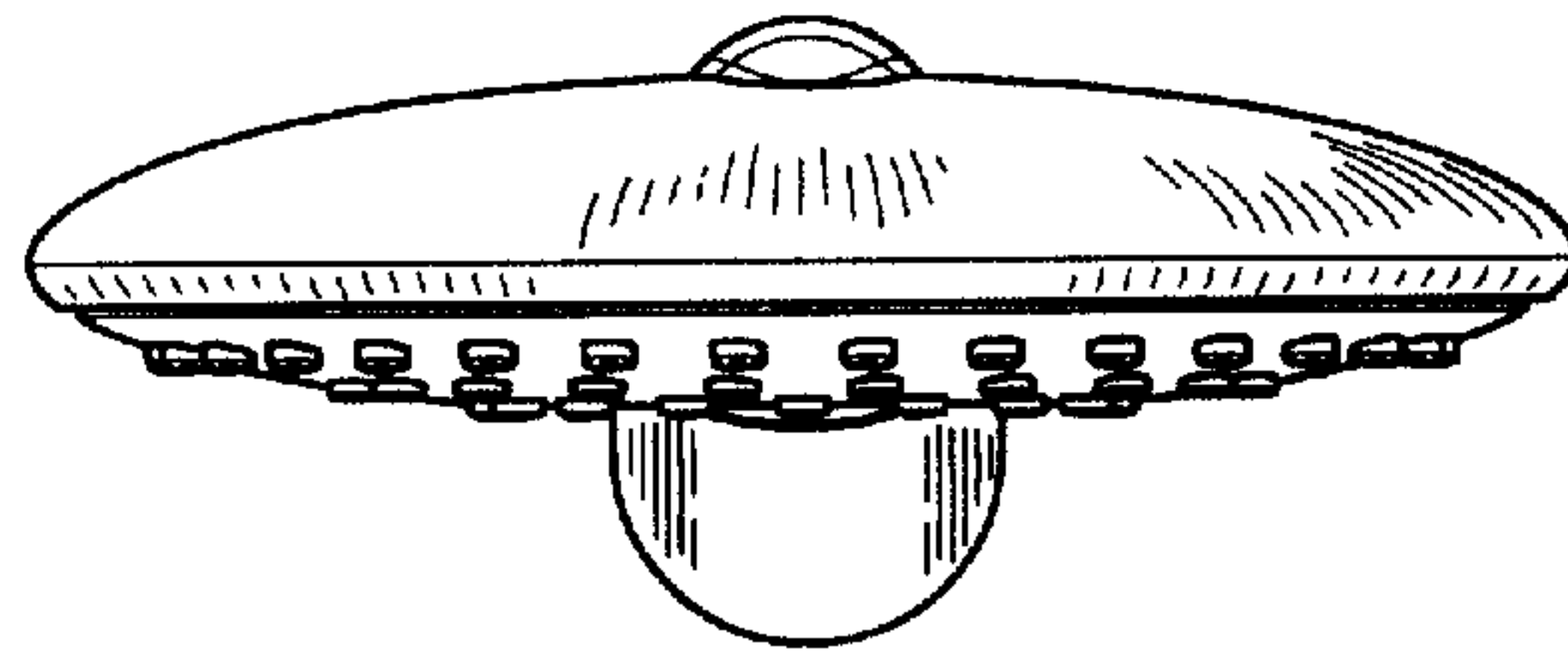


FIG. 3




FIG. 4

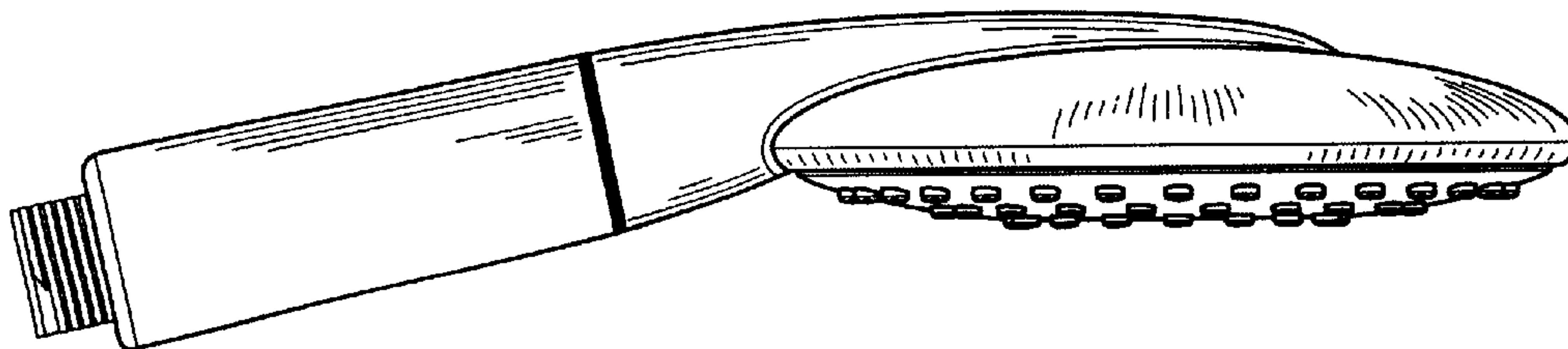


FIG. 5

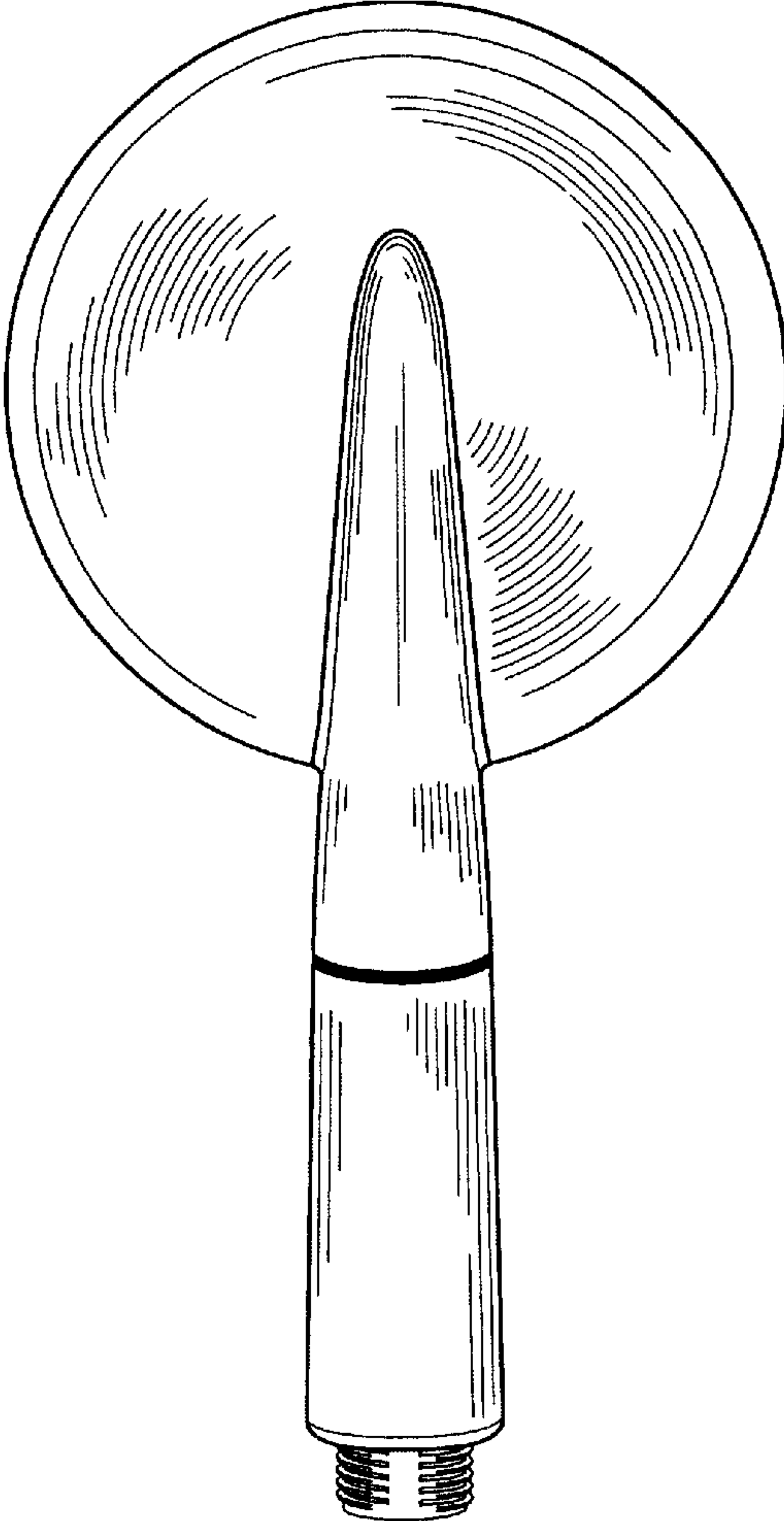


FIG. 6

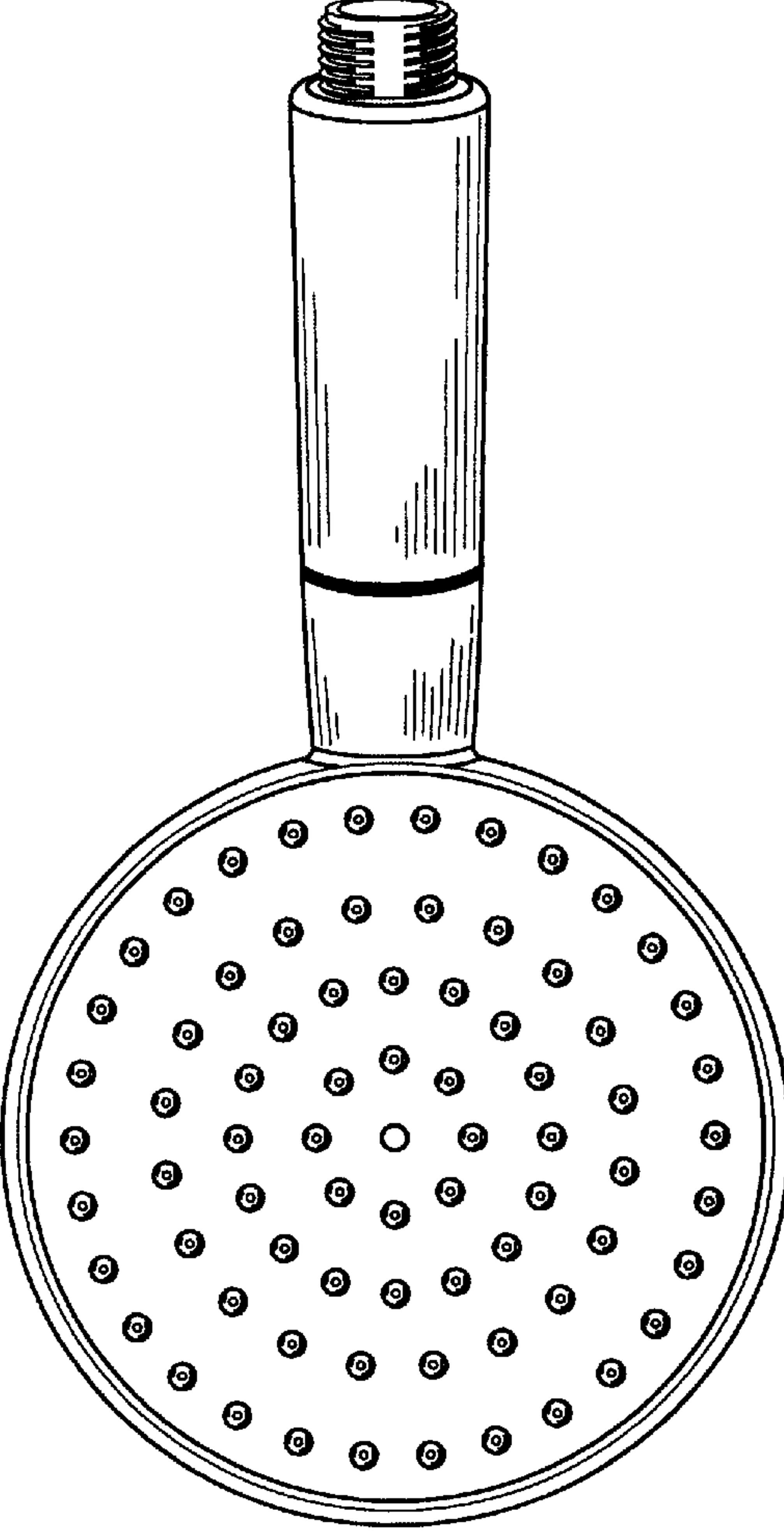


FIG. 7