



US00D513768S

(12) **United States Design Patent**
Anduss

(10) **Patent No.:** **US D513,768 S**
(45) **Date of Patent:** **** Jan. 24, 2006**

(54) **PATRIOTIC THEMED DUCT TAPE**

(76) **Inventor:** **Craig Anduss**, P.O. Box 781411, San Antonio, TX (US) 78278

(**) **Term:** **14 Years**

(21) **Appl. No.:** **29/206,328**

(22) **Filed:** **Jun. 1, 2004**

(51) **LOC (8) Cl.** **19-02**

(52) **U.S. Cl.** **D19/69**

(58) **Field of Classification Search** D11/109,
D11/179, 180; D19/66, 67, 68, 69, 70; 427/208,
427/208.2, 208.4; 428/40.1, 41.7, 42.1, 42.2,
428/42.3, 343; D24/189

See application file for complete search history.

(56) **References Cited**

U.S. PATENT DOCUMENTS

D135,115 S	*	2/1943	Booharin	D11/180
2,310,082 A	*	2/1943	Holbrooke	602/55
2,349,709 A	*	5/1944	Evans	428/196
2,399,545 A	*	4/1946	Davis	604/389
3,628,502 A	*	12/1971	Komp	118/261
D260,870 S	*	9/1981	Chaskin	D11/180

D359,256 S	*	6/1995	Kaiser et al.	D11/165
D399,170 S	*	10/1998	Spinelli et al.	D11/172
5,861,348 A	*	1/1999	Kase	442/184
6,830,795 B1	*	12/2004	Downs	428/40.1
2004/0005832 A1	*	1/2004	Neculescu et al.	442/149

* cited by examiner

Primary Examiner—Caron D. Veynar

Assistant Examiner—Elizabeth Albert

(74) *Attorney, Agent, or Firm*—Thomas Frost

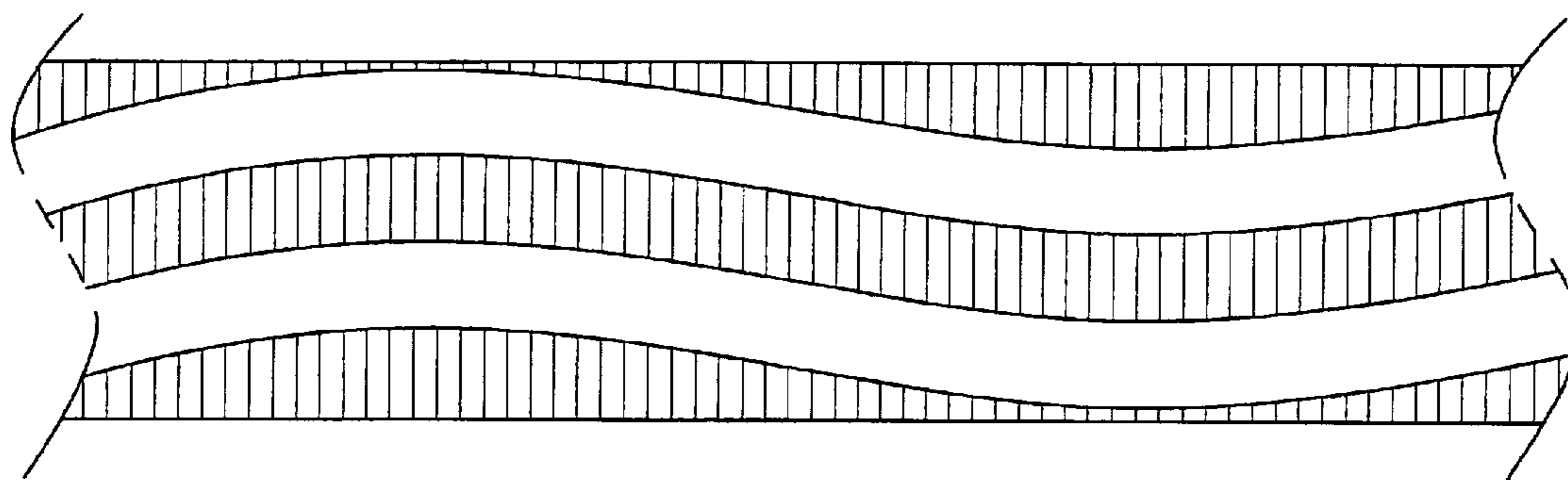
(57) **CLAIM**

The ornamental design for a patriotic themed duct tape, as shown and described.

DESCRIPTION

FIG. 1 is a top plan view thereof;
FIG. 2 is a bottom plan view thereof;
FIG. 3 is an end view thereof; and,
FIG. 4 is a right side elevational view thereof.
The tape is cut off at either end in FIGS. 1, 2, and 4 to indicate that no particular length is claimed. The broken lines shown in the drawings are for information purposes only and form no part of the claimed design.

1 Claim, 2 Drawing Sheets



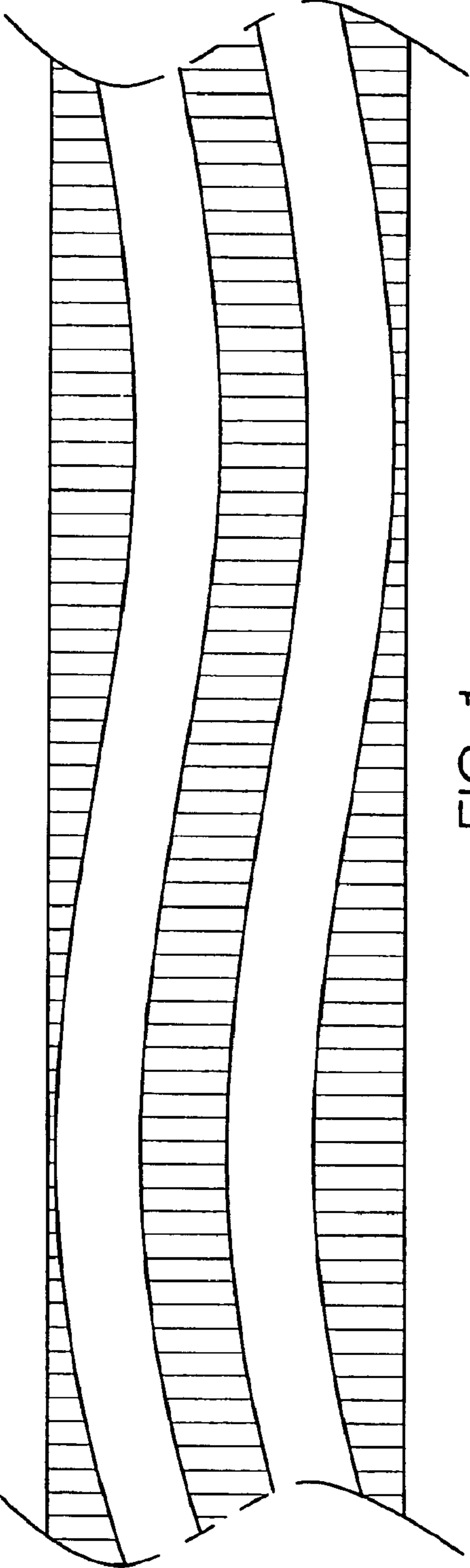


FIG. 1

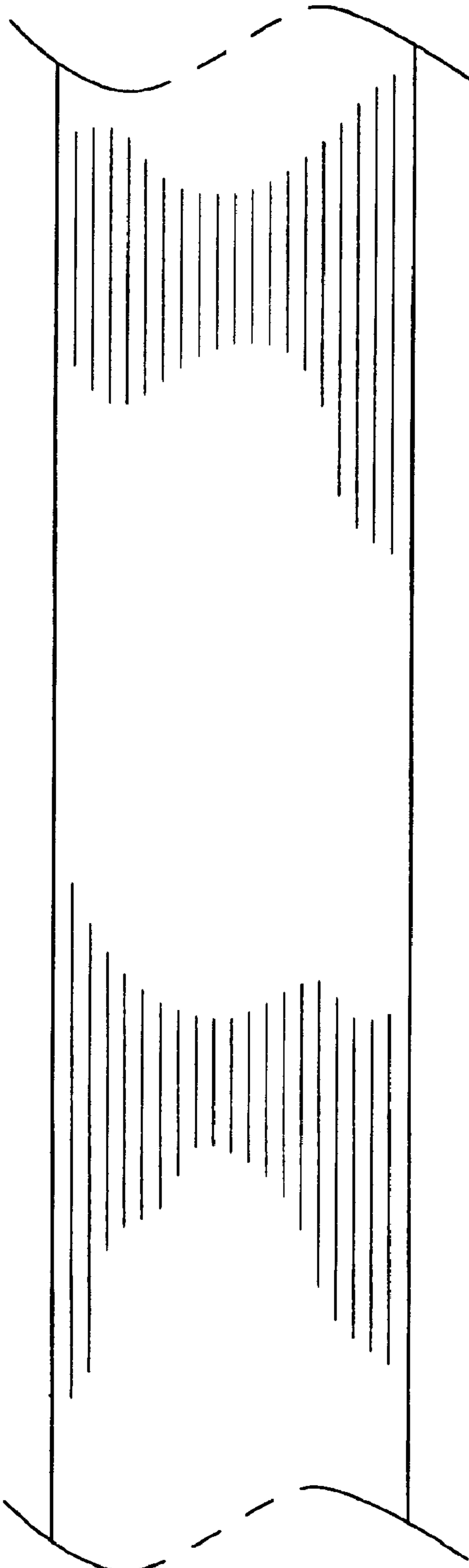


FIG. 2



FIG. 3

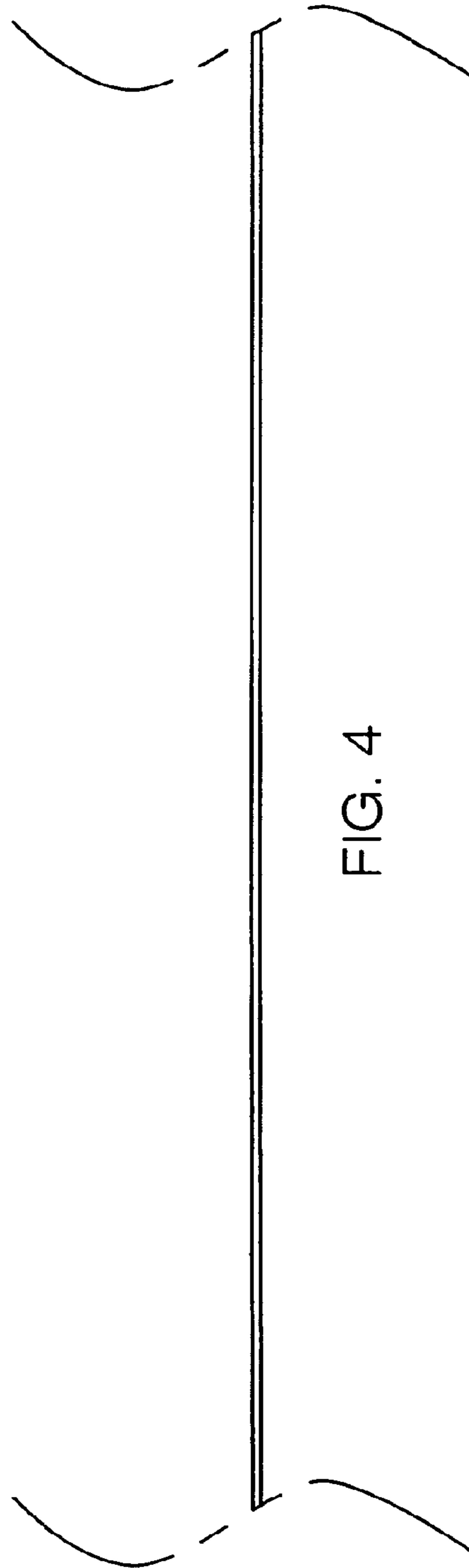


FIG. 4