



US00D513766S

(12) **United States Design Patent**  
**Cetera**

(10) **Patent No.:** **US D513,766 S**  
(45) **Date of Patent:** **\*\* Jan. 24, 2006**

- (54) **PEN**
- (75) **Inventor:** **Carl Cetera**, Tenafly, NJ (US)
- (73) **Assignee:** **Cotapaxi, Inc.**, Carlstadt, NJ (US)
- (\*\*) **Term:** **14 Years**
- (21) **Appl. No.:** **29/219,278**
- (22) **Filed:** **Dec. 14, 2004**
- (51) **LOC (8) Cl.** ..... **19-06**
- (52) **U.S. Cl.** ..... **D19/36; D19/50; D19/51;**  
D19/56
- (58) **Field of Classification Search** ..... D14/411;  
D19/35, 36, 41-51, 53-58, 81-85; 401/6,  
401/7, 88, 52, 195, 99-117, 18-21, 17, 29-34,  
401/37; 345/179-183; 178/19.01-19.06;  
24/10 R, 11 R, 11 P, 11 PP, 11 F  
See application file for complete search history.

- D436,624 S \* 1/2001 Zier ..... D19/48
- D462,717 S \* 9/2002 Rommel ..... D19/56
- D465,521 S \* 11/2002 Qiu ..... D19/50
- D483,065 S \* 12/2003 Cetera ..... D19/36
- D489,085 S \* 4/2004 Willat et al. .... D19/36
- D497,180 S \* 10/2004 Cetera ..... D19/36

\* cited by examiner

*Primary Examiner*—Martie K. Holtje  
(74) *Attorney, Agent, or Firm*—Brian Carpenter

(57) **CLAIM**

The ornamental design for a pen, as shown and described.

**DESCRIPTION**

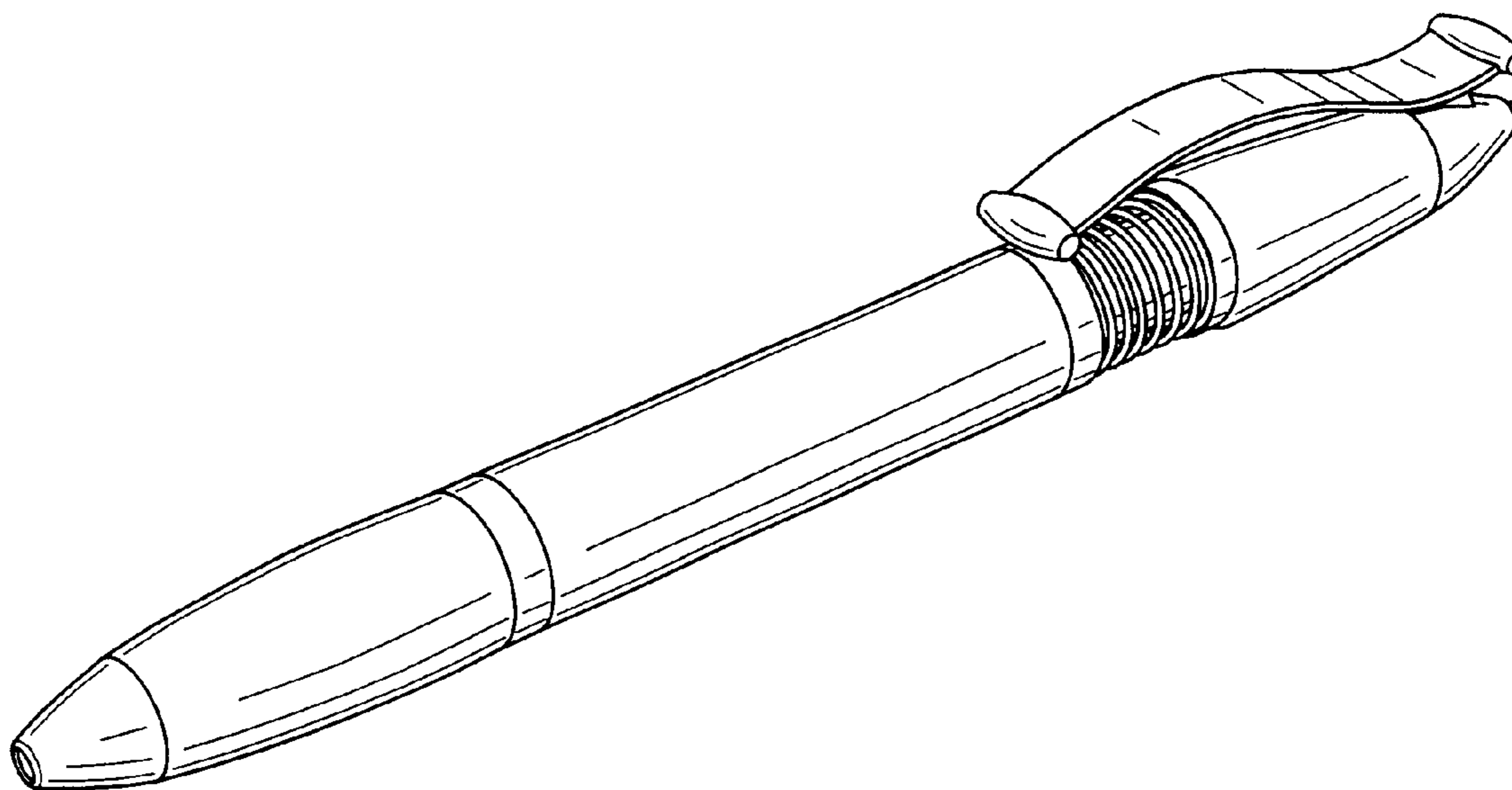
FIG. 1 is a top front perspective view of the pen;  
FIG. 2 is a right side elevation view of the pen of FIG. 1;  
FIG. 3 is a front side elevation view of the pen of FIG. 1;  
FIG. 4 is a back side elevation view of the pen of FIG. 1;  
FIG. 5 is a bottom plan view of the pen of FIG. 1; and,  
FIG. 6 is a top plan view of the pen of FIG. 1.

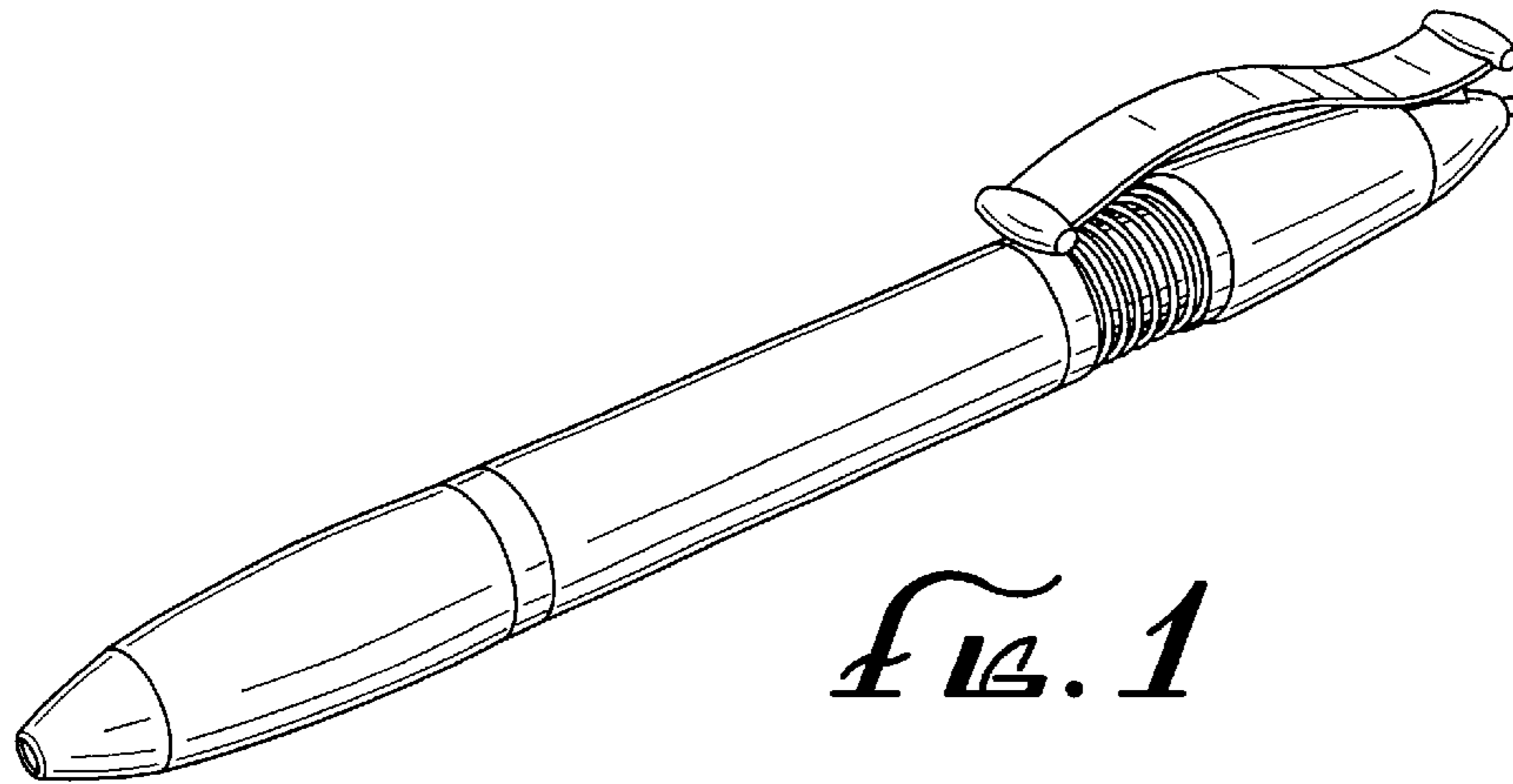
(56) **References Cited**

**U.S. PATENT DOCUMENTS**


- D406,277 S \* 3/1999 Lecce ..... D19/48

**1 Claim, 2 Drawing Sheets**







*FIG. 1*



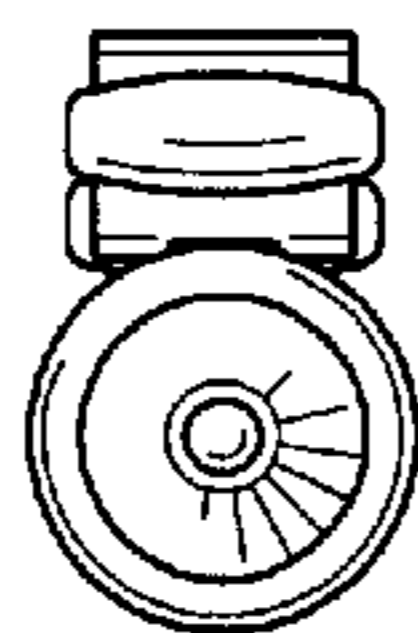
*FIG. 2*



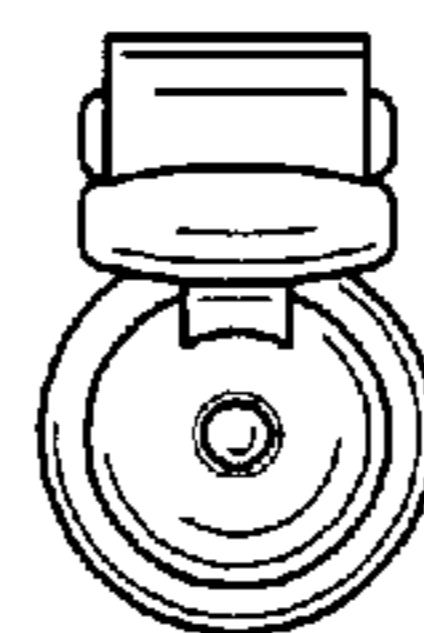
*FIG. 3*



*FIG. 4*



*FIG. 5*



*FIG. 6*