



US00D513750S

(12) **United States Design Patent**  
**Ko et al.**

(10) **Patent No.:** **US D513,750 S**  
(45) **Date of Patent:** **\*\* Jan. 24, 2006**

(54) **PORTABLE OPTICAL DISK DRIVE**

(75) Inventors: **Tichieh Ko**, Taoyuan (TW);  
**Ming-Chiao Ho**, Taoyuan (TW)

(73) Assignee: **Benq Corporation**, Taoyuan (TW)

(\*\*) Term: **14 Years**

(21) Appl. No.: **29/206,235**

(22) Filed: **May 26, 2004**

(30) **Foreign Application Priority Data**

Mar. 17, 2004 (TW) ..... 93301498

(51) **LOC (8) Cl.** ..... **14-02**

(52) **U.S. Cl.** ..... **D14/365**

(58) **Field of Classification Search** ..... D14/368,  
D14/348, 356, 359, 363, 365-67, 370, 156,  
D14/474, 478, 479; 369/75.11, 77.11; 361/683-686  
See application file for complete search history.

(56) **References Cited**

**U.S. PATENT DOCUMENTS**

D371,122 S \* 6/1996 Takahashi ..... D14/365  
5,870,367 A \* 2/1999 Yamamori ..... 720/669

D410,905 S \* 6/1999 Briggs et al. .... D14/367  
D416,004 S \* 11/1999 Tanimura ..... D14/368  
D416,896 S \* 11/1999 Ogasawara ..... D14/156  
D422,573 S \* 4/2000 Takano et al. .... D14/365  
D457,521 S \* 5/2002 Sherry ..... D14/367

\* cited by examiner

*Primary Examiner*—Alan P. Douglas

*Assistant Examiner*—Susan Moon Lee

(74) *Attorney, Agent, or Firm*—Ladas & Parry LLP

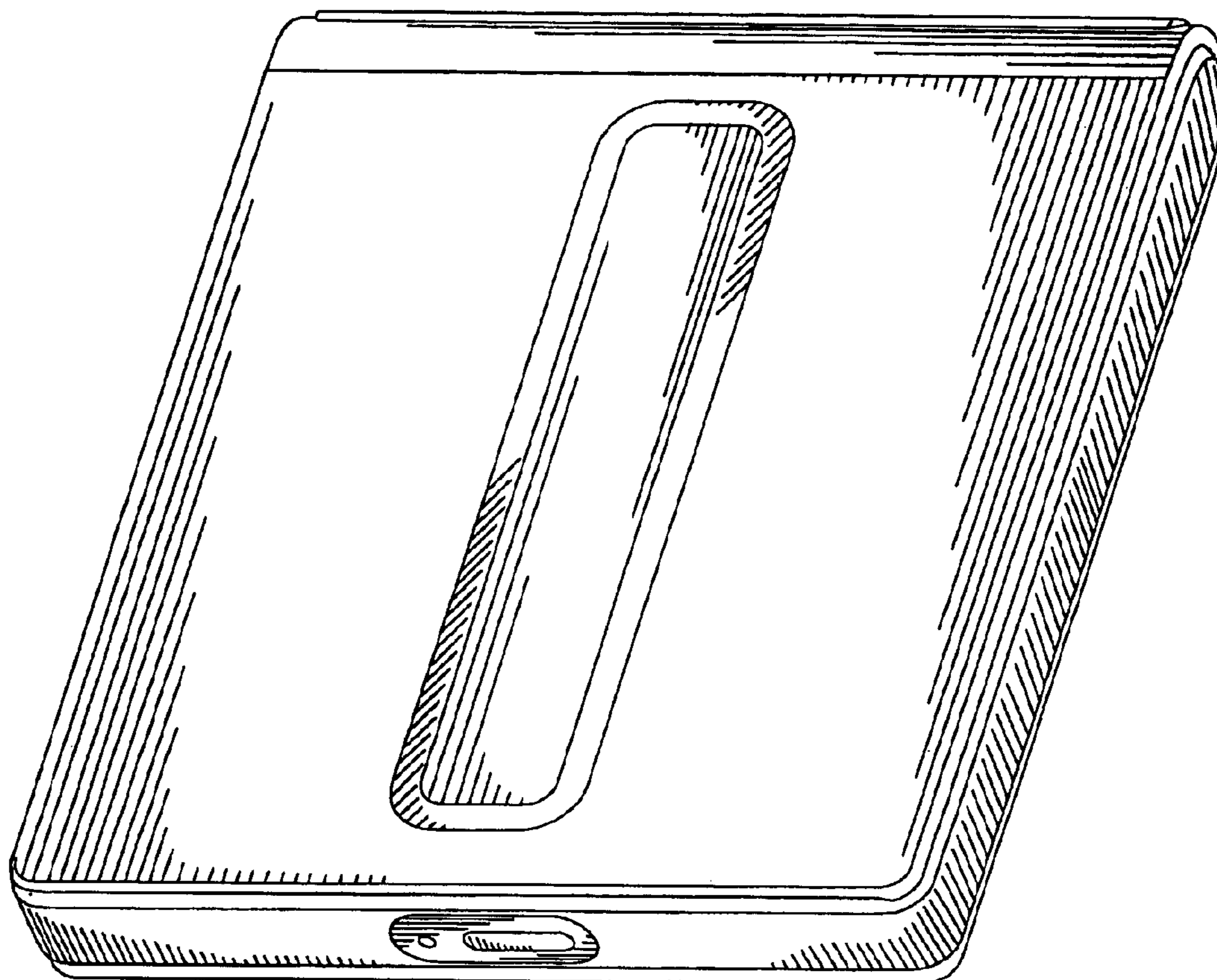
(57) **CLAIM**

The ornamental design for a portable optical disk drive, as shown.

**DESCRIPTION**

FIG. 1 is a perspective view of a portable optical disk drive showing our design;  
FIG. 2 is a front elevational view thereof;  
FIG. 3 is a rear elevational view thereof;  
FIG. 4 is a top plan view thereof;  
FIG. 5 is a bottom plan view thereof;  
FIG. 6 is a left side elevational view thereof; and,  
FIG. 7 is a right side elevational view thereof.

**1 Claim, 6 Drawing Sheets**



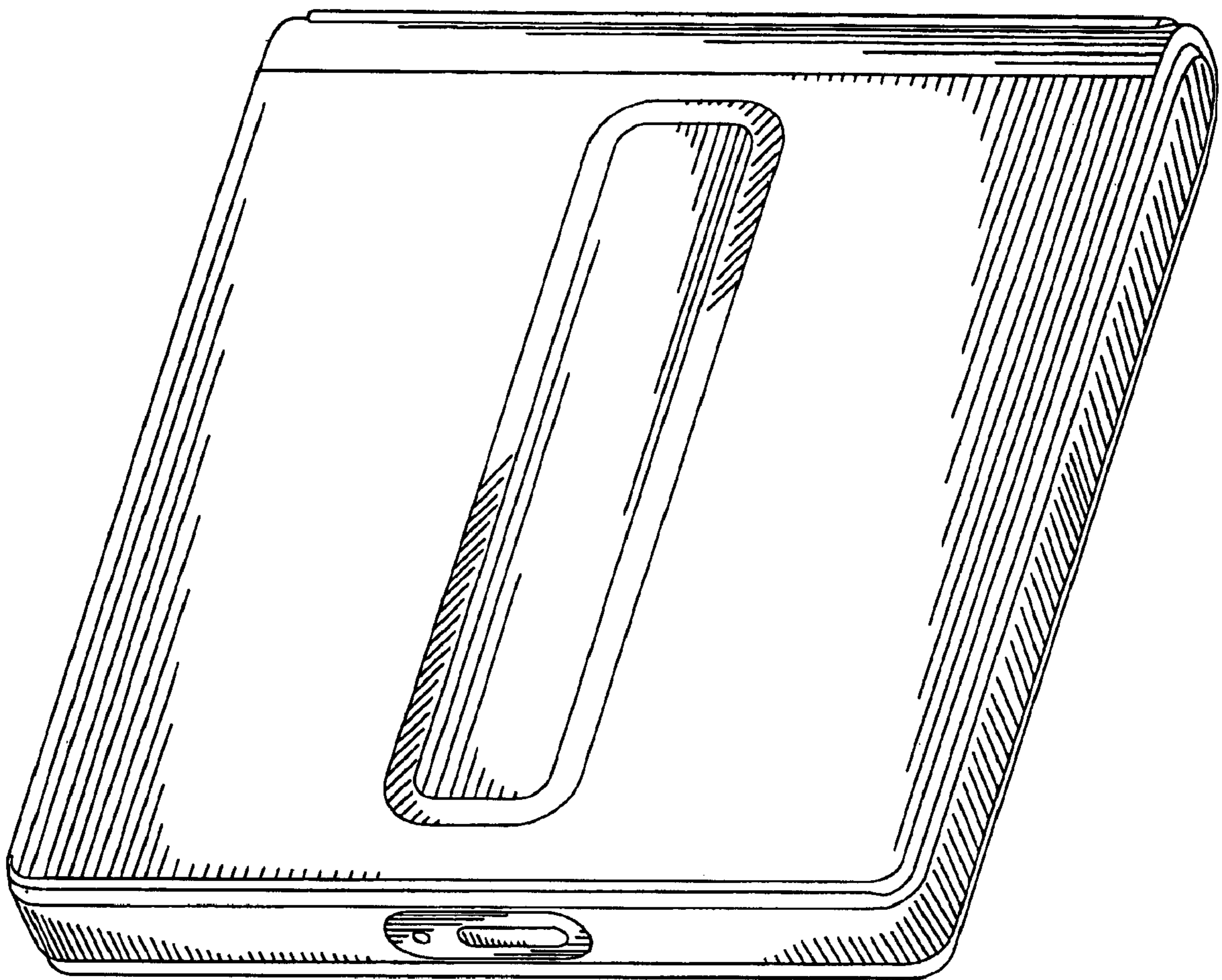


FIG. 1

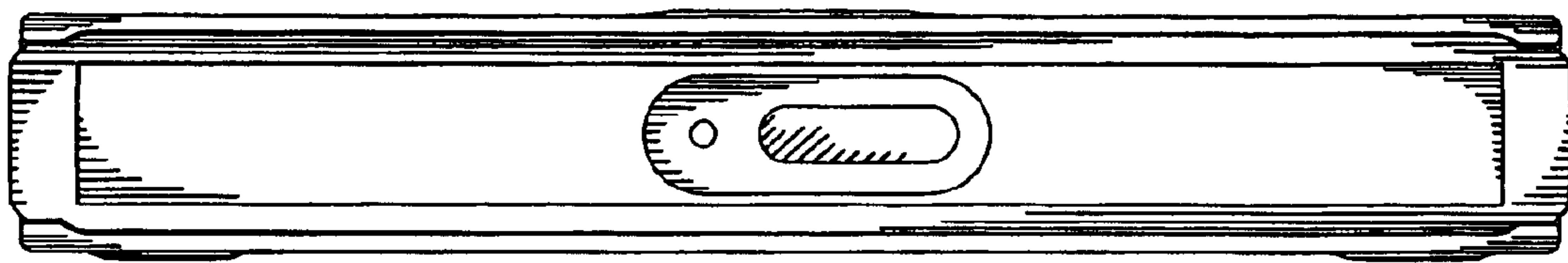


FIG. 2




FIG. 3

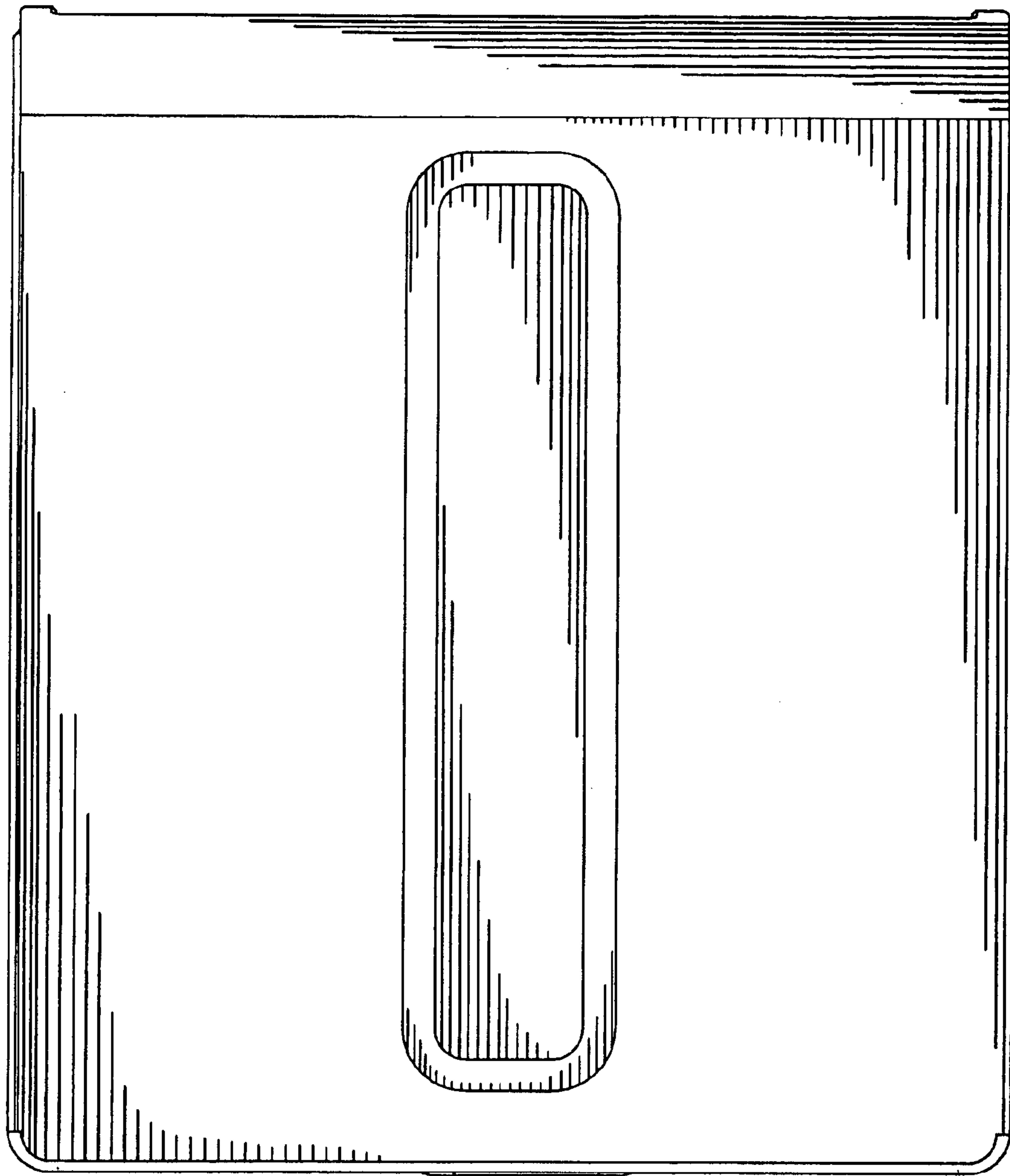


FIG. 4

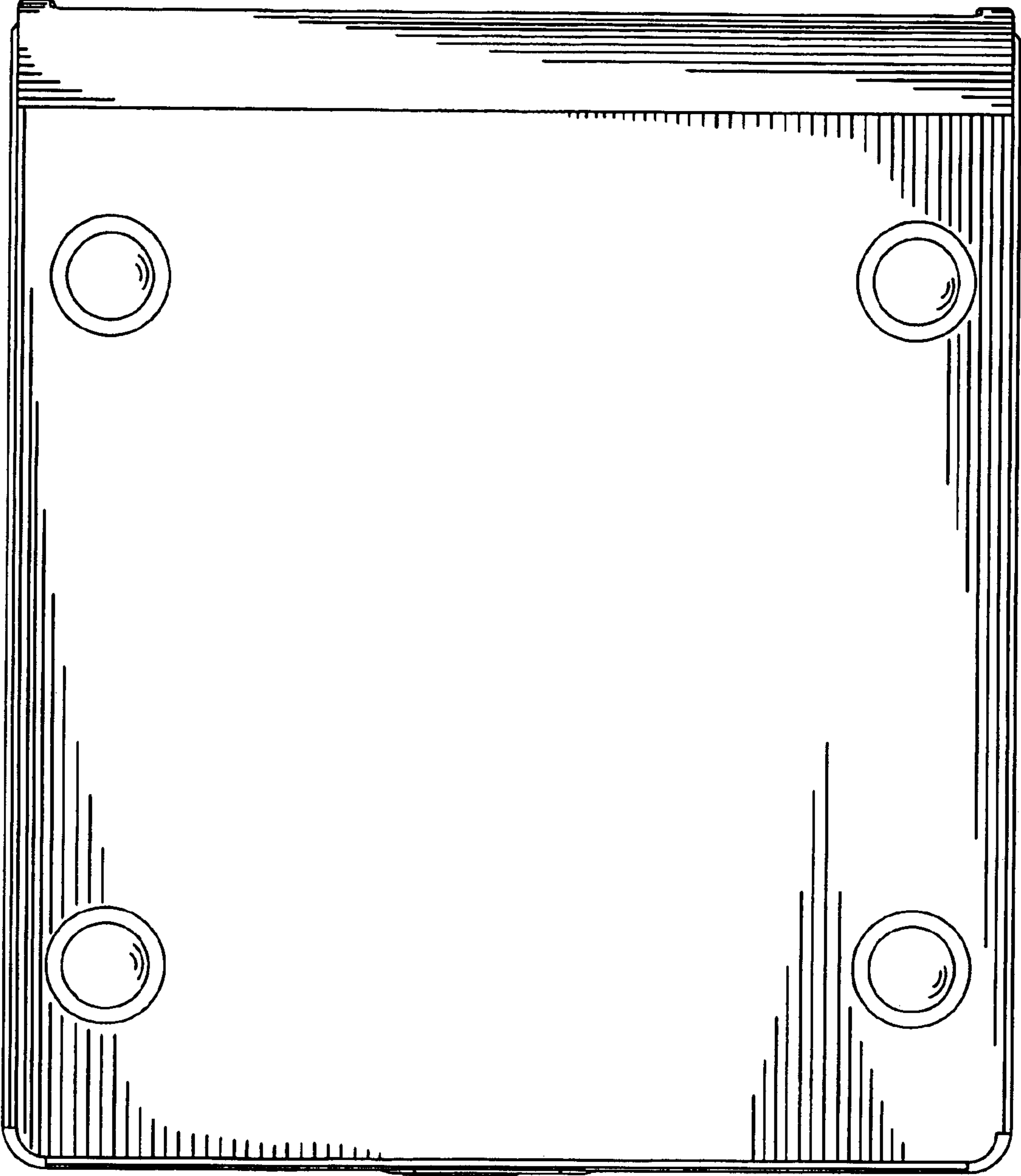


FIG. 5




FIG. 6




FIG. 7