



US00D513746S

(12) **United States Design Patent**
Allen

(10) **Patent No.:** **US D513,746 S**
(45) **Date of Patent:** **** Jan. 24, 2006**

(54) **LOUDSPEAKER**

(75) **Inventor:** **Graham David Allen**, Alderley Edge
(GB)

(73) **Assignee:** **KH Technology Corporation**, Grand
Cayman (CY)

(**) **Term:** **14 Years**

(21) **Appl. No.:** **29/199,305**

(22) **Filed:** **Feb. 12, 2004**

(30) **Foreign Application Priority Data**

Sep. 10, 2003 (GB) 3014352

(51) **LOC (8) Cl.** **14-01**

(52) **U.S. Cl.** **D14/216**

(58) **Field of Classification Search** D14/204,
D14/207, 209–216, 356; 181/143–144, 147–148,
181/150, 157, 198–199, 151, 153; 381/300–302,
381/306, 333, 345, 361–364, 386–388, 332,
381/336

See application file for complete search history.

(56) **References Cited**

U.S. PATENT DOCUMENTS

D223,580 S * 5/1972 Richards D14/215

4,334,211 A * 6/1982 McConnell et al. 181/143
D475,695 S * 6/2003 Petronio D14/216
D480,069 S * 9/2003 Carbone et al. D14/216

* cited by examiner

Primary Examiner—Nanda Bondade

(74) *Attorney, Agent, or Firm*—Myers Dawes Andras &
Sherman, LLP


(57) **CLAIM**

I claim the ornamental design for a loudspeaker, substan-
tially as shown and described.

DESCRIPTION

FIG. 1 is a front view of the loudspeaker of the preferred
embodiment of the present invention;
FIG. 2 is a rear view of the loudspeaker of the preferred
embodiment of the present invention;
FIG. 3 is side view of the loudspeaker of the preferred
embodiment of the present invention;
FIG. 4 is a front perspective view of the loudspeaker of the
preferred embodiment of the present invention;
FIG. 5 is a top view of the loudspeaker of the preferred
embodiment of the present invention; and,
FIG. 6 is a bottom view of the loudspeaker of the preferred
embodiment of the present invention.

1 Claim, 2 Drawing Sheets






FIG. 1

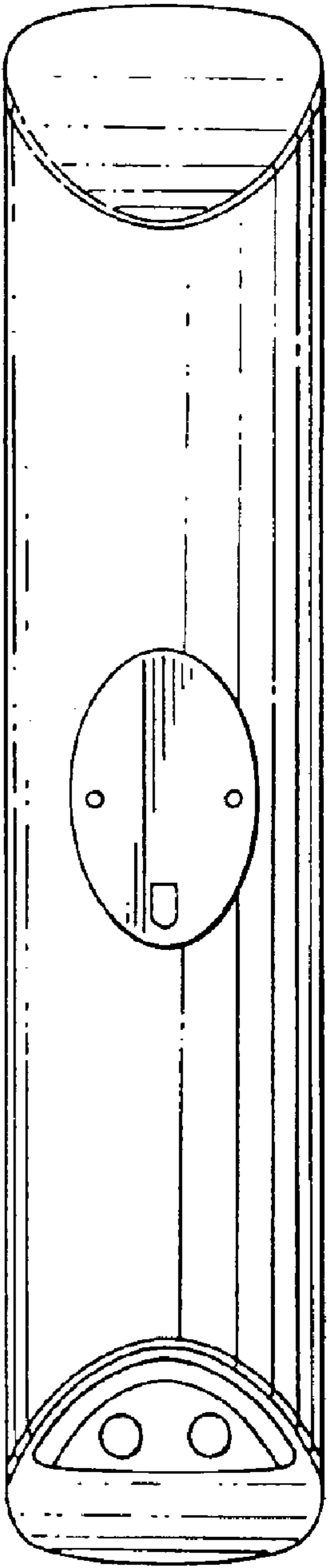


FIG. 2

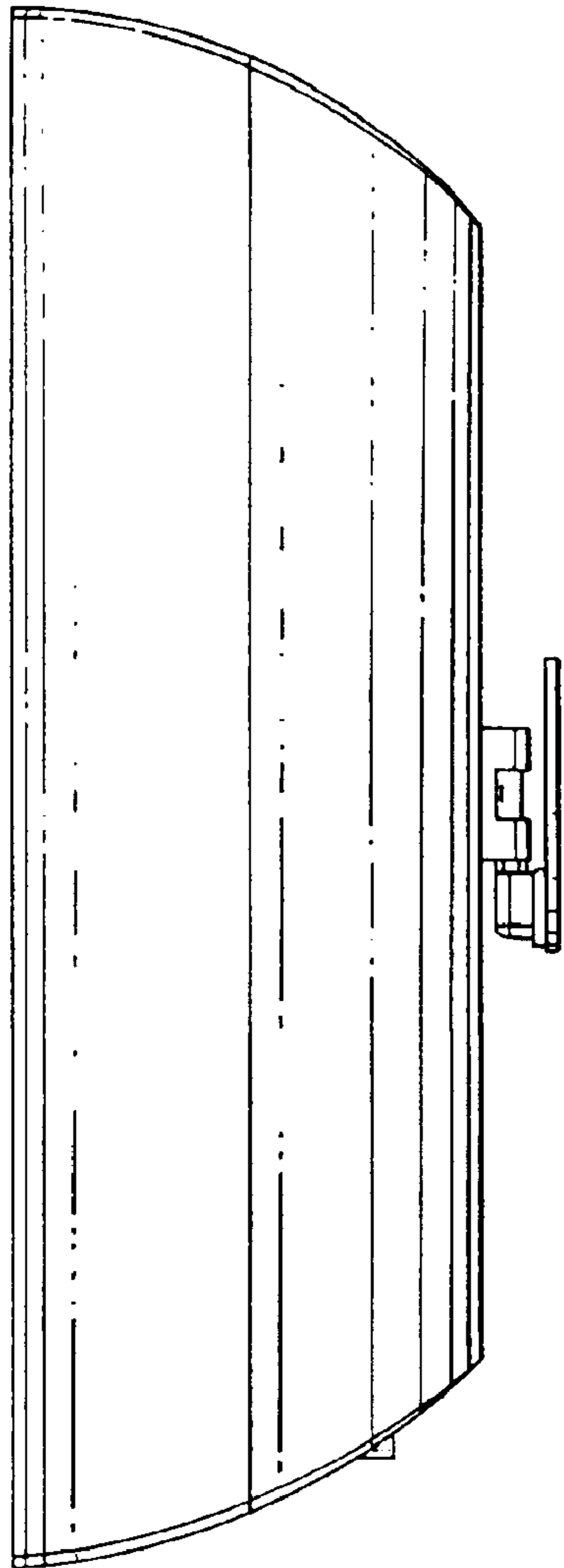


FIG. 3

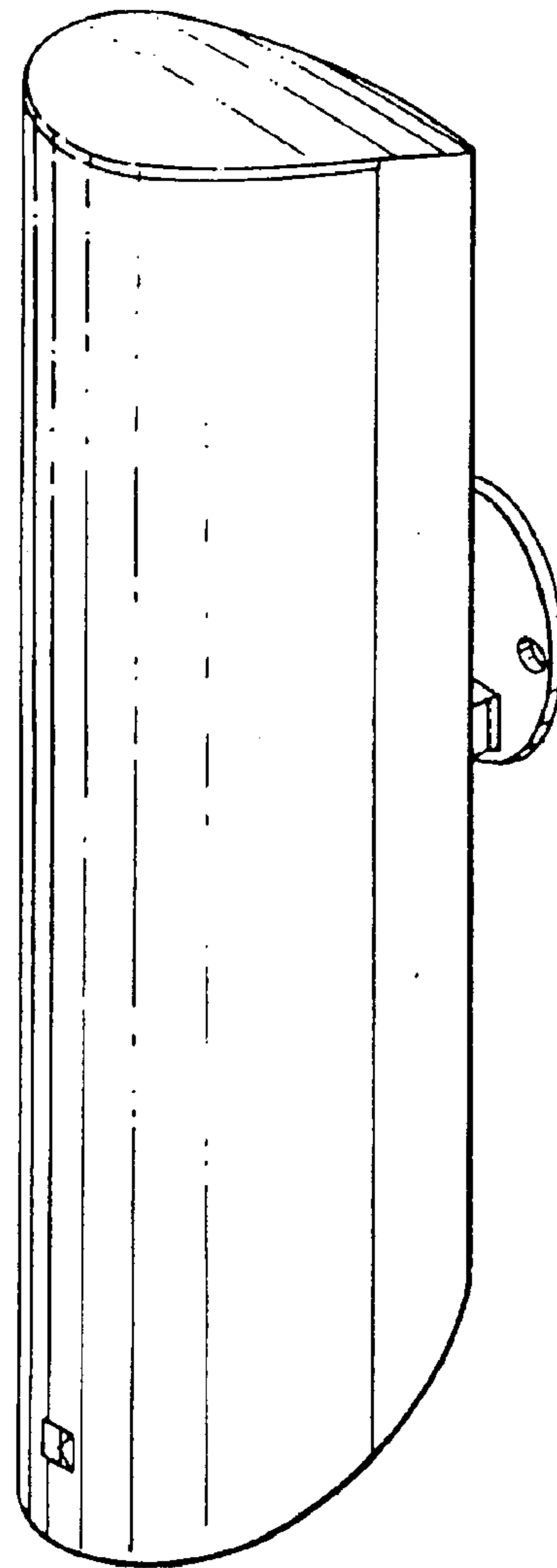


FIG. 4




FIG. 5

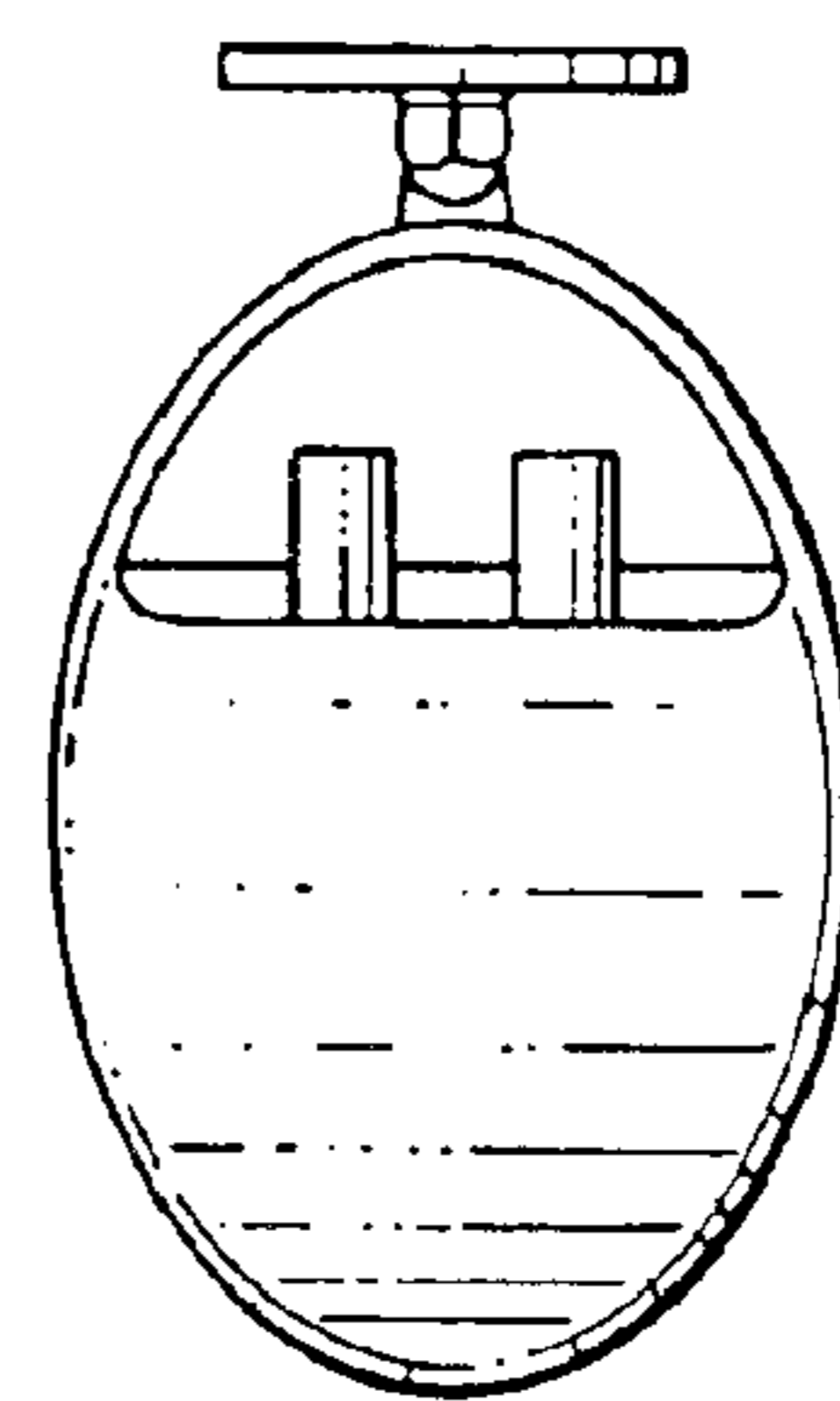


FIG. 6